CP 45Pa (GR)

Cat. nr. **36**
Art. nr. **PP_AD.089.C36B.00 (v01)**
Edition **07/2021**

Reynaers Aluminium

Together for better

www.reynaers.com

Inhoud
Sommaire
Content
Inhalt

Reynaers Aluminium

Inhoud

Algemene informatie

Algemene informatie systeme

Werktekeningen

Montagetekeningen

Toebehoren

INHOUDSTAFEL
TABLE DES MATIERES
TABLE OF CONTENTS
INHALTSANGABE

INHOUDSTAFEL
TABLE DES MATIERES
TABLE OF CONTENTS
INHALTSANGABE

Reynaers Aluminium

Sommaire

Généralités

Généralités séries

Coupes et débits

Fabrication et montage

Accessoires

INHOUDSTAFEL
TABLE DES MATIERES
TABLE OF CONTENTS
INHALTSANGABE

Content

General Information

General Information System

Work drawings

Assembly drawings

Accessories

INHOUDSTAFEL
TABLE DES MATIERES
TABLE OF CONTENTS
INHALTSANGABE

Inhalt

Allgemeine Information

Allgemeine Information Syste

Werkzeichnungen

Montagezeichnungen

Zubehör

INHOUDSTAFEL
TABLE DES MATIERES
TABLE OF CONTENTS
INHALTSANGABE

INHOUDSTAFEL
TABLE DES MATIERES
TABLE OF CONTENTS
INHALTSANGABE

36.A.001	28/06/2019	D0071480	36.E.072	28/06/2019	D0082871
36.A.002	28/06/2019	D0071481	36.E.074	28/06/2019	D0083410
36.A.003	28/06/2019	D0071482	36.E.076	03/2011	D0082833
36.A.004	28/06/2019	D0071483	36.E.078	28/06/2019	D0082837
36.A.005	28/06/2019	D0071484	36.E.080	28/06/2019	D0082840
36.A.006	28/06/2019	D0071485	36.E.082	28/06/2019	D0083387
36.A.007	28/06/2019	D0071486	36.E.084	03/2011	D0082853
36.A.008	03/2011		36.E.086	28/06/2019	D0082854
36.C.001	03/2011	D0082116	36.E.088	28/06/2019	D0082855
36.C.002	03/2011	D0082118	36.E.090	28/06/2019	D0083390
36.C.003	03/2011	D0082119	36.E.092	03/2011	D0082856
36.C.004	03/2011	D0082120	36.E.094	03/2011	D0082859
36.C.005	03/2011	D0082070	36.E.096	28/06/2019	D0082860
36.C.006	03/2011	D0082074	36.E.098	28/06/2019	D0082861
36.C.007	03/2011	D0082075	36.E.100	28/06/2019	D0083398
36.C.008	03/2011	D0082076	36.E.102	28/06/2019	D0082862
36.C.009	03/2011	D0082077	36.E.104	28/06/2019	D0082863
36.C.010	03/2011	D0082079	36.E.106	28/06/2019	D0082864
36.C.011	03/2011	D0082080	36.E.108	28/06/2019	D0082865
36.C.012	03/2011	D0082081	36.E.110	28/06/2019	D0083407
36.C.013	03/2011	D0082082	36.E.112	28/06/2019	D0082872
36.C.014	03/2011	D0082083	36.E.114	28/06/2019	D0082873
36.C.015	03/2011	D0082084	36.E.116	28/06/2019	D0083423
36.C.016	03/2011	D0082085	36.E.118	28/06/2019	D0082731
36.C.017	03/2011	D0082086	36.E.120	28/06/2019	D0083589
36.C.018	03/2011	D0082088	36.E.122	28/06/2019	D0082751
36.C.019	03/2011	D0082089	36.E.124	28/06/2019	D0082764
36.C.020	03/2011	D0082093	36.E.126	28/06/2019	D0083537
36.C.021	03/2011	D0082094	36.E.128	28/06/2019	D0083590
36.C.022	03/2011	D0082097	36.E.130	28/06/2019	D0082767
36.C.023	03/2011	D0082098	36.E.132	28/06/2019	D0082784
36.C.024	03/2011	D0082099	36.E.134	28/06/2019	D0082787
36.C.025	03/2011	D0082100	36.E.136	28/06/2019	D0082793
36.C.026	03/2011	D0082101	36.E.138	28/06/2019	D0082797
36.E.001	03/2011		36.E.140	28/06/2019	D0082805
36.E.002	03/2011	D0083510	36.E.142	28/06/2019	D0082806
36.E.004	03/2011	D0083511	36.E.144	28/06/2019	D0083591
36.E.006	28/06/2019	D0082660	36.E.146	28/06/2019	D0083654
36.E.008	28/06/2019	D0082674	36.E.148	28/06/2019	D0083657
36.E.010	28/06/2019	D0082667	36.E.150	03/2011	D0082878
36.E.012	28/06/2019	D0082669	36.E.152	03/2011	
36.E.014	28/06/2019	D0082679	36.F.001	03/2011	
36.E.016	28/06/2019	D0082681	36.F.002	03/2011	D0083472
36.E.018	28/06/2019	D0082682	36.F.004	03/2011	D0083483
36.E.020	28/06/2019	D0082685	36.F.006	03/2011	D0083493
36.E.022	28/06/2019	D0082687	36.F.008	03/2011	D0083497
36.E.024	28/06/2019	D0082690	36.F.010	03/2011	D0083502
36.E.026	03/2011	D0082694	36.F.012	03/2011	D0083506
36.E.028	28/06/2019	D0082709	36.F.014	03/2011	D0083514
36.E.030	28/06/2019	D0082707	36.F.016	03/2011	D0083427
36.E.032	03/2011	D0082717	36.F.018	03/2011	D0083452
36.E.034	28/06/2019	D0082724	36.F.020	03/2011	D0083465
36.E.036	28/06/2019	D0082729	36.F.022	28/06/2019	D0083605
36.E.038	28/06/2019	D0082866	36.F.024	03/2011	D0082897
36.E.040	28/06/2019	D0082867	36.F.026	03/2011	D0082892
36.E.042	28/06/2019	D0082807	36.F.028	03/2011	D0082900
36.E.044	28/06/2019	D0082809	36.F.030	03/2011	D0082894
36.E.046	28/06/2019	D0083359	36.F.032	03/2011	D0082911
36.E.048	28/06/2019	D0082810	36.F.034	03/2011	D0082928
36.E.050	28/06/2019	D0082811	36.F.036	03/2011	D0082933
36.E.052	28/06/2019	D0083365	36.F.038	03/2011	D0083566
36.E.054	03/2011	D0082812	36.F.040	03/2011	D0082921
36.E.056	28/06/2019	D0082827	36.F.042	03/2011	D0083025
36.E.058	28/06/2019	D0082828	36.F.044	03/2011	D0083029
36.E.060	28/06/2019	D0083371	36.F.046	03/2011	D0083031
36.E.062	03/2011	D0082829	36.F.048	03/2011	D0083032
36.E.064	28/06/2019	D0082831	36.F.050	03/2011	D0083309
36.E.066	28/06/2019	D0082832	36.F.052	03/2011	D0083324
36.E.068	28/06/2019	D0083384	36.F.054	03/2011	D0083334
36.E.070	28/06/2019	D0082868	36.F.056	03/2011	D0083335

INHOUDSTAFEL
TABLE DES MATIERES
TABLE OF CONTENTS
INHALTSANGABE

A

Reynaers Aluminium

Algemene informatie
Généralités
General Information
Allgemeine Information

CP 45Pa (GR)

SYMBOLENLIJST
LISTE DES SYMBOLES
LIST OF SYMBOLS
ZEICHENERKLAERUNG

Reynaers Aluminium

A

Profiel Profilé Profile Profil	Perfil Profil Profili	
Anodisatie- of lakoppervlakte Surface anodisée ou laquée Anodizing or coating surface Eloxierte oder lackierte Oberfläche	Superficie anodizada o lacada Powierzchnia anodowana lub malowana Superficie anodizzata o verniciata	
Polijstoppervlakte Surface à polir Polishing surface Polieroberfläche	Superficie pulida Powierzchnia polerowana Superficie lucidata	
Lengte Longueur Length Länge	Longitud Dlugosc Lunghezza	
Afmetingen Dimensions Dimensions Abmessungen	Dimensiones Wymiary Dimensioni	
Toepassing Application Application Anwendung	Applicación Zastosowanie Utilizzo	
Bevestigingsmiddelen Moyens de fixation Fixations Befestigungsmittel	Fijación Mocowanie Fissaggio	
Schroeven niet meegeleverd Fourniture sans vis Delivered without screws Lieferung ohne Schrauben	Entregado sin tornillos Dostarczane bez wkretow Consegnato senza viti	
Montagevolgorde Ordre de montage The order of assembly Montagereihenfolge	Orden de montaje Kolejnosc montazu Ordine di montaggio	
Dichtingsmiddel Matière d'étanchéité Sealing agent Abdichtungsmittel	Agente sellante Masa uszczelniajaca Siliconatura	
Verlijmen Coller Glue Verkleben	Collado Klej Colla	
Vulcaniseerlijm Colle vulcanisante Vulcanizing glue Vulkanisierkleber	Vulcanizante Klej wulkanizacyjny Colla vulcanizzante	
Referentiemaat Dimension de référence Reference dimension Referenzmass	Dimension de referencia Punkt odniesienia wymiarowania Dimensioni di riferimento	
Merkteken Marquage Mark Merkzeichen	Indicación Znak Contrassegno	
Struktureel gelijmd glaswerk Vitrage extérieur collé Structural sealing glazing UV-beständiger Scheibenrandverbund	Sellado acristalado estructural Szyba klejona spoiwem konstrukcyjnym Siliconatura vetro strutturale	
Primaire zichtzijde van een profiel Côté visible primaire d'un profilé Primary visible side of a profile Primäre sichtbare Seite eines Profils	Cara vista principal del perfil Glowna widoczna powierzchnia profilu Primo lato visibile di un profilo	
Secundaire zichtzijde van een profiel Côté visible secondaire d'un profilé Secondary visible side of a profile Sekund. sichtbare Seite eines Profils	Cara vista secundaria del perfil Drugorzedna widoczna powierzchnia profilu Secondo lato visibile di un profilo	

Verstek Onglet Mitre Gehrung	Inglete Połaczenie katowe Taglio	
Aantal Nombre Number Anzahl	Número Ilosc Numero	
Zie pagina Voir page See page Siehe Seite	Ver página Patrz strona Vedi pagina	
Type toebehoren Type accessoires Type accessories Typ Zubehör	Tipos de accesorios Rodzaj okuc Tipo di accessorio	
Glasmaten Dimensions vitres Glass sizes Glasmasse	Dimensiones de los vidrios Wymiary szyby Dimensioni del vetro	
Toepassing Application Utilization Anwendung	Applicación Zastosowanie Riferimenti	
Asymmetrisch profiel Profilé asymétrique Asymmetrical profile Asymmetrisches Profil	Perfil asimetrico Profil niesymetryczny Profilo assimmetrico	
Pagina Page Page Seite	Página Strona Pagina	
Laatste editie Dernière édition Last edition Letzte Edition	Edición Poprzednie wydanie Ultima edizione	
Vorige blz Page précédente Previous page Vorige Seite	Página siguiente Poprzednia strona Pagina precedente	
Verstevigingsprofiel Profil de renforcement Reinforcement profile Verstaerkungsprofil	Perfil refuerzo Profil wzmacniajacy Profilo di rinforzo	
Links van buiten gezien Gauche vue exterieur Left seen from outside Links Aussenansicht	Vista izquierda desde el exterior Na lewo widok od zewnątrz Sinistro visto da fuori	
Rechts van buiten gezien Droite vue exterieur Right seen from outside Rechts Aussenansicht	Vista derecha desde el exterior Na prawa widok od zewnątrz Destro visto da fuori	
Reynaprotector Reynaprotector Reynaprotector Reynaprotector	Reynaprotector Reynaprotector Reynaprotector	

Bicolor

Kleur buitenschaal (e) eerst aangeven in geval van bicolor (.69)

En cas de bicolore (.69) il faut indiquer d'abord la couleur du profilé extérieur (e)

For bicolor profiles (.69) first of all one should indicate the colour of the outer profile (e)

Falls zweifarbig (.69) soll man erst die Farbe des Aussenprofils (e) angeben

Para perfil en bicolor (.69) debe indicarse primero el color del perfil externo (e)

Dla profili dwukolorowych (.69) w pierwszej kolejnosci powinnien być wskazany kolor zewnetrznej strony profilu (e)

Nei profili bicolore (.69) prima di tutto indicare il colore del profilo esterno (e)

D0071480

CP 45Pa (GR)

SYMBOLENLIJST
LISTE DES SYMBOLES
LIST OF SYMBOLS
ZEICHENERKLAERUNG

A

	Inbraakwerend Anti-vol Burglar proof Einbruchhemmend	Protección anti-robo Antywlamaniowe Antiscasso
	Basisveiligheid Securité de base Basic safety Basissicherheit	Seguridad básica Antywlamaniowosc podstawowa Antiscasso base
2 EN	Testen uitgevoerd volgens norm EN 1627-1630 Essais effectués par conformément la norme EN 1627-1630 Tests carried out according to standard EN 1627-1630 Einbruchhemmende Prüfungen gemäß Norm EN 1627-1630	Ensayos realizados según norma EN 1627-1630 Badania wykonane wedlug normy EN 1627-1630 Antiscasso secondo EN 1627-1630
2 ENV	Testen uitgevoerd volgens norm DIN V ENV 1627 Essais effectués par conformément la norme DIN V ENV 1627 Tests carried out according to standard DIN V ENV 1627 Einbruchhemmende Prüfungen gemäß Norm DIN V ENV 1627	Ensayos realizados según norma DIN V ENV 1627 Badania wykonane wedlug normy DIN V ENV 1627 Antiscasso secondo DIN V ENV 1627
2 NEN	Testen uitgevoerd volgens norm NEN 5096 + ENV 1627 Essais effectués par conformément la norme NEN 5096 + ENV 1627 Tests carried out according to standard NEN 5096 + ENV 1627 Einbruchhemmende Prüfungen gemäß Norm NEN5096 + ENV1627	Ensayos realizados según norma NEN 5096 + ENV 1627 Badania wykonane norm NEN 5098 + ENV 1627 Antiscasso secondo NEN 5098 + ENV 1627
	Testen uitgevoerd door instituut IBS (Oostenrijk) volgens norm Ö B 3800/3850 Essais effectués par IBS(Autriche) conformément la norme Ö B 3800/3850 Tests carried out by IBS (Austria) according to standard Ö B 3800/3850 Brandschutzprüfungen durchgeführt beim IBS (Österreich) gemäß Norm Ö B 3800/3850	Ensayos hechos por IBS (Austria) según la estandard Ö B 3800/3850 Badania wykonane przez IBS (Austria) wedlug norm Ö B 3800/3850 Testato presso IBS (Austria) IBS secondo Ö B 3800/3850
	Testen uitgevoerd door instituut TNO (Nederland) volgens norm NEN 6069:1997 Essais effectués par TNO (Hollande) conformément la norme NEN 6069:1997 Tests carried out by TNO (The Netherlands) according to standard NEN 6069/1997 Brandschutzprüfungen durchgeführt beim IBS (Österreich) gemäß Norm Ö B 3800/3850	Ensayos realizados fuera por TNO(Holanda) según norma NEN 6069/1977 Badania wykonane przez TNO (Holandia) wedlug norm NEN 6069/1977 Testato presso TNO (Paesi Bassi) secondo NEN 6069/1977
	Brandwerend Anti-feu Fire-proof Feuerhemmend	Resistente al fuego Ognioodporne Anti fuoco
E N E I 60	Testen uitgevoerd volgens norm EN 1634-1(deuren) en EN 1364-1 (beglaasde wanden) Essais effectués par conformément la norme EN 1634-1(portes) et EN 1364-1(parois vitrés) Tests carried out according to standard EN 1634-1(doors) EN 1364-1(glazed partitioning) Prüfungen gemäß Norm EN 1634-1(Türen) und EN 1364-1(verglaste Wände)	Ensayos realizados según norma 1634-1/ EN 1364-1 - Badania wykonane wedlug normy 1634-1 / EN 1364-1 - Antifuoco secondo EN 1634-1 / EN 1364-1 -
E N E I 30		
F	Toebehoren brandwerend Accessoires anti-feu Fire-proof accessories Feuerhemmender Zubehör	Accessorios resistente al fuego Akcesoria ognioodporne Accessori Anti fuoco
	Gelaagd glas Verre feuilleté Laminated glass Verbundglas	Vidrio Laminado Szyba laminiowana Vetro laminato
	Glas Verre Glass Glas	Vidrio Szyba Vetro
	Handleiding Manuel Manual Gebrauchsanweisung	Manual Instrukcja Manuale
! CS 59	Alleen voor CS 59 Seulement pour CS 59 Only for CS 59 Nur für CS 59	Solo para CS 59 Tylko do CS 59 Solo per CS 59
! CS 68	Alleen voor CS 68 Seulement pour CS 68 Only for CS 68 Nur für CS 68	Solo para CS 68 Tylko do CS 68 Solo per CS 8
! CS 77	Alleen voor CS 77 Seulement pour CS 77 Only for CS 77 Nur für CS 77	Solo para CS 77 Tylko do CS 77 Solo per CS 77
	Pershoekverbinding Equerre à sertir Crimp corner cleat Presseckverbinder	Escuadra de ensamblar Naroznik zaciskany Squadrette a cianfrinare
	Hoekverbinding met schroefhoek (*) enkel voor klembaar beslag Equerre à blocage (*) seulement pour accessoires encastrables Corner cleat with screw (*) only for clamping accessories Eckverbinder mit Spannschraube (*) nur für klemmbaren Beschlag	Escuadra de atornillar (*) solo para accesorios apretables Naroznik skrecany (*) tylko dla akcesoriow zatrzaskiwanych Squadrette ad avvitare (*) solo per accessori a scatto
	T-verbinding met schroef Jonction-T avec vis T-bracket with screw T-Verbinder mit Schraube	Tope de union con tornillo Lacznik teowy skrecany Giunti con viti
e	T-verbinding met schroef voor buitendraaiend raam Jonction-T avec vis pour fenêtre ouvrant vers l'ext. T-bracket with screw outside opening window T-Verbinder mit Schraube aussen öffnendes Fenster	Tope Unión con tornillo apertura exterior Lacznik teowy skrecany do okien otwieranych na zewnatrz Cavallotti conuiti ap est.
	Vulhoek Equerre de remplissage Corner support Fülleckwinkel	Escuadra de relleno Wspornik narozny Squadretta di rempirento
	Steunhoek Cale de feuillure Rebate support Glasanschlagwinkel	Escuadra de alineamiento Katowy naroznik Squadrette di allineamento
	Verstelbare schroefhoek Equerre à visser réglable Adjustable screw corner cleat Verstellbarer Schraubeckwinkel	Escuadra de atornillar regulable Katowy naroznik skrecany Squadrette ad avvitare regolabili
	Steunhoeken verstelbaar Cales de feuillure réglables Rebate supports adjustable Verstellbare Eckwinkel Glasanschlag	Escuadra de alineamiento regulable Katowy naroznik nastawny Squadretta di allineamento regolabile
	Hoekverbinding met nagel Equerre avec cheville Corner cleat with drive pin Eckverbinder mit Stift	Escuadra con clavia Lacznik narozny sworzniowy Squadretta a spinare
	T-verbinding met nagel Jonction-T avec cheville T-bracket with drive pin T-Verbinder mit Stift	Tope de union con clavia Lacznik teowy sworzniowy Cavallotto a spinare
e	T-verbinding met nagel voor buitendraaiend raam Jonction-T avec cheville pour fenêtre ouvrant vers l'ext. T-bracket with drive pin outward opening window T-Verbinder mit Stift nach aussen öffnendes Fenster	Tope unión con clavia apertura exterior Lacznik teowy sworzniowy do okien otwieranych na zewnatrz Cavallotto a spinare ap. est.
	Verstelbare T-verbinding Jonction-T réglable Adjustable T-bracket Verstellbarer T-Verbinder	Union T regulable Lacznik teowy nastawny Giunti a T regolabili
	Kruisverbindingen Jonctions transversales Cross connections Kreuzverbindungen	Uniones transversales Polaczenie krzyzowe Collegamento a croce
	Kruisverbinding met schroef Jonction transversale avec vis Cross connection with screw Kreuzverbindung mit Schraube	Union transversal con tornillo Polaczenie krzyzowe skrecane Collegamento a croce con viti
	Bevestiging drager Fixation chevon Fixation rafter Beferstigung Dachsparren	Fijacion mainel Mocowanie krokwi Fissaggio montante

D0071481

CP 45Pa (GR)

SYMBOLENLIJST
LISTE DES SYMBOLES
LIST OF SYMBOLS
ZEICHENERKLAERUNG

Reynaers Aluminium

A

	Eénpuntsluiting Fermeture à 1 point 1-Point lock Einfachverriegelung	Cerradura de 1 punto Zamek 1-punktowy Serratura a 1 punto di chiusura
1	Eénpuntsluiting met dagschieter Fermeture à 1 point à pêne 1-Point lock with latch Einfachverriegelung mit Falle	Cerradura 1 punto golpe Zamek 1-punktowy Serratura a 1 punto di chiusura con scrocco
1 ●	Eénpuntsluiting met rol Fermeture à 1 points à rouleau 1-Point lock with roller Einfachverriegelung mit Rolle	Cerradura de 1 punto con rodillo Zamek 1-punktowy z barylka Serratura a 1 punto di chiusura con rullino
1	Haakslot Serrure à crochet Hook lock Hakenschloss	Cerradura gancho Zamek hakowy Serratura a gancio
2	Tweepuntsluiting Fermeture à 2 points 2-Point lock Zweifachverriegelung	Cerradura de 2 puntos Zamek 2-punktowy Serratura a 2 punti di chiusura
3	Driepuntsluiting Fermeture à 3 points 3-Point lock Dreifachverriegelung	Cerradura de 3 puntos Zamek 3-punktowy Serratura a 3 punti di chiusura
3 ●	Driepuntsluiting met rol Fermeture à 3 points à rouleau 3-Point lock with roller Dreifachverriegelung mit Rolle	Cerradura de 3 puntos con rodillo Zamek 3-punktowy z barylka Serratura a 3 punti di chiusura con rullino
4	Vierpuntsluiting Fermeture à 4 points 4-Point lock Vierfachverriegelung	Cerradura de 4 puntos Zamek 4-punktowy Serratura a 4 punti di chiusura
5	Vijfpuntsluiting Fermeture à 5 points 5-Point lock Fünffachverriegelung	Cerradura de 5 puntos Zamek 5-punktowy Serratura a 5 punti di chiusura
5 ●	Vijfpuntsluiting met rol Fermeture à 5 points à rouleau 5-Point lock with roller Fünffachverriegelung mit Rolle	Cerradura de 5 puntos con rodillo Zamek 5-punktowy z barylka Serratura a 5 punti di chiusura con rullino
6	Zespuntsluiting Fermeture à 6 points 6-Point lock Sechsfachverriegelung	Cerradura de 6 puntos Zamek 6-punktowy Serratura a 6 punti di chiusura
7	Zevenpuntsluiting Fermeture à 7 points 7-Point lock Siebenfachverriegelung	Cerradura de 7 puntos Zamek 7-punktowy Serratura a 7 punti di chiusura
	Espagnoletslot Fermeture espagnolette Espagnolette Lock Treibriegelverschluss	Cierre ventana Zamek drzwiowy do blokady pionowej Serratura a spagnoletta
	Cilinders Cylindres Cylinders Zylinder	Bombines Cylindry Cilindri
	Cilinderplaten Ecussons Cylinder covers PZ-Rosette	Escudos bombin Oslona wkladki bebenkowej Copertura cilindri
	Slotpaden Gâches Receivers Schliessbleche	Gancho Gniazdo rygla zamka Riscontri
	Deursluiters Ferme-porte Door closer Türschliesser	Cierrapuertas Samozamykacz drzwiowy Chijdiporta
(!)	Deursluiters + rem Ferme-porte + frein Door closer + brake Türschliesser + Bremse	Cierrapuertas + freno Samozamykacz drzwiowy + hamulec Chijdiporta + freno

	Elektrische deuropener Gâche pour serrure électrique Electric door opener Elektrischer Türöffner	Portero automatico Elektrorygiel Apertura porta elettrica
	Deurgrendels en kantschuiven Verrous de condamnation portes Flush and door bolts Kantriegel und Türriegel	Pasadores puerta Rygle biernych skrzydel drzwiowych Catenacciolo chiusura centrale
	Geen elektrische spanning bij gesloten deur En cas de porte fermé pas des tension électrique No electric tension in case of closed door Keine elektrische Spannung bei geschlossen Tür	Sin tensión eléctrica en caso de que la puerta esté cerrada Brak elektrycznego napiecia w przypadku zamknietych drzwi Stacco tensione a porta chiusa
	Raampompen Crémones Window handles Handhebel	Cremona Klamka okienna Cremonese
	Deurkrukken Béquilles Door handles Türdrücker	Manubrios Klamka drzwiowa Maniglie
	Sluitingen dubbele deur Serrures pour porte double Locks for double door Türtreibriegel	Cerradura puerta doble Blokada drzwi dwuskrzydlowych Serratura porta a 2 ante
e	Raampomp naar buiten draaiend raam Crémone fenêtre ouvrant vers l'extérieur Handle outward opening window Handhebel nach aussen öffnendes Fenster	Cremona ventana apertura exterior Klamka okna otwieranego na zewnatrz Cremonese apertura est.
	Raamscharnieren Paumelles pour fenêtres Window hinges Fensterbänder	Bisagras ventana Zawias okienny Cerniere
	Deurscharnieren 2-delig Paumelles porte 2-partite Door hinges 2-part Türbänder 2-teilig	Pernio puerta 2 palas Zawias drzwiowy 2-czesciowy Cerniera 2 ali
	Deurscharnieren 3-delig Paumelles porte 3-partite Door hinges 3-part Türbänder 3-teilig	Pernio puerta 3 palas Zawias drzwiowy 3-czesciowy Cerniera 3 ali
	Afstandsbussen Pièces de distance Set of distance bushes Distanzbuchsen	Piezas distanciadoras Tuleje dystansowe Set distanzialli
	Geen afstandsbussen nodig Pas de pièces de distance No distance bushes needed Keine Distanzbuchse	No necesario piezas distanciadoras Brak koniecznosci stosowania tuleji dystansowych Senza distanziali
●	Inbraakwerende kogel Bille anti-vol Anti-burglar ball Einbruchhemmende Kugel	Bola proteccion antirobbo Kulka antywlamaniowa Antiscasso
	Dieveklauw Pene anti-degondage Anti-lift pin Sicherheitsbolzen	Perno antielevador Bolec antywywazeniowy Antisollevarento
	Kozijndorpelveer Pivot de frein aerien Overhead closer Obentürschliesser	Muelle aereo Samozamykacz gorny Chiudi porta sup.
	Vloerveer Pivot de frein au sol Floor closer Bodentürschliesser	Muelle pavimento puerta Samozamykacz podlogowy Chiudi porta inf.

D0071482

CP 45Pa (GR)

SYMBOLENLIJST
LISTE DES SYMBOLES
LIST OF SYMBOLS
ZEICHENERKLAERUNG

A

Eindstuk deurvleugel Pièce finale ouvr. porte End piece door vent Endkappe Türflügel	Tapeta hoja puerta Koncowka do skrzydla drzwiowego Terminale anta	
Eindstukken bodemprofiel Pièces finales profilé de seuil End pieces floor profile Endkappe Schwelle	Piezas terminales perfil suelo Koncowki profilu podlogowego Terminale soglia	
Eindstukken Z-T deur Bouchon profilé porte Z-T End pieces Z-T door Endkappe Z-T Tür	Tapetas puerta Z-T Element koncowy Z-T drzwi Terminale profili porte Z e T	
Afdichtingen dorpels Profilés latéral pour bavettes Sill end pieces Endstück für Wetterschenkel	Tapetas condensacion Koncowki do profili podokiennych Tappi soglia	
Glassteunen Supports cale de vitrage Glazing supports Klotzbrücken	Soportes vidrio Podporka pod przeszklenie Supporti per vetro	
Afdekkap voor waterafvoersleuven Capuchon écoulement d'eau Weep hole cover Abdeckkappe Entwässerung	Deflector aire Maskownica otworu drenazowego Paratempesta	
Eindstukken stolpprofielen Bouchons double ouvrant End parts double casement profile Endkappe Stulpprofil	Tapetas perfil doble hoja Koncowka profilu ruchomego slupka Tappo inversione	
Koppelstuk Piece de raccordement Connection piece Kopplungsstueck	Pieza de union Element Laczacy Accessori collegamento	
Eindstukken voor stolpprofielen Bouchons pièce finale pour profilé double ouvrant End parts for double casement profiles Endkappen für Stulpprofile	Tapeta perfil doble hoja Koncowka profilu ruchomego slupka Tappi 2 ante	
Afdichting goot Fermeture gouttière End piece gutter Endkappe Rinne	Tapetas canal Koncowka rynny Terminale gronda	
Eindstuk Piece finale End piece Endkappe	Terminal Koncowka Terminale	
Stootplaat Arrêt vitrage toiture Glass panel stop Endstück Verglasung	Tope del panel de vidrio Ogranicznik wypelnienia Ferro x vetro	
Veranda type 1 Veranda type 1 Veranda type 1 Veranda Typ 1	Veranda tipo 1 Weranda typu 1 Veranda tipo 1	
Paniekdeur Porte de panique Panic door Paniktür	Puenta antipánico Drzwi antypaniczne Porta antipanico	
Diversen Divers Miscellaneous Diverse	Diversos Elementy uzupelniajace Varie	
Klemstuk Clip Clip Federklemme	Clip Uchwyt Clip	
Nokbevestiging Fixation de la faîtière Fixation of the ridge Firstanschluss	Fijacion del resalte Element mocujacy kalenicowy Fissaggio colmo	
Binnenbeglazingsdichting Joint à bourrer Inner glazing gasket Innenverglasungsdichtung	Junta de acristalado interior Uszczelka przyszybowa wewnetrzna Guarnizione del vetro interna	
Buitenbeglazingsdichting Joint de vitrage extérieur Outer glazing gasket Aussenverglasungsdichtung	Junta de acristalado exterior Uszczelka przyszybowa zewnetrzna Guarnizione del vetro esterna	
Buitenbeglazingsdichting Joint de vitrage extérieur Outer glazing gasket Aussenverglasungsdichtung	Junta de acristalado exterior Uszczelka przyszybowa zewnetrzna Guarnizione del vetro esterna	
Akoestische dichting Joint acoustique Acoustical seal gasket Flügelaufschlagdichtung	Junta acustica Uszczelka akustyczna Guarnizione di isolamento acustico	
Middendichtingen Joints centraux Central gaskets Mitteldichtungen	Junta central Uszczelka centralna Guarnizione centrale	
Aanslagdichting Joint de butée Butt strip Anschlagdichtung	Junta tope Uszczelka Guarnizione di battuta	
Dilatatiedichtingen Joints de dilatation Expansion gaskets Dehnungsdichtungen	Junta de dilatacion Uszczelka dylatacyjna Guarnizione di espansione	
Dichting Joint Gasket Dichtung	Junta Uszczelka Guarnizione	
Dichting Joint Gasket Dichtung	Junta Uszczelka Guarnizione	
Afdichtingsstuk Pièce d'étanchéité Sealing piece Dichtstück	Pieza de sellado Element uszczelniajacy Accessorio per sigillatura	
Opzwellende Dichting Joint Gonflant Swelling Gasket Schwellende Dichtung	Junta veranda Uszczelka do werandy Guarnizione espansione	
Dichting veranda Joint véranda Gasket veranda Dichtung Wintergarten	Junta veranda Uszczelka do werandy Guarnizione veranda	
Borsteldichtingen Joints brosse Brushes Bürstendichtungen	Cepillos Szczotki Spazzole	
Isolerend vulstuk Pièce de remplissage isolante Insulating filling piece Isolierendes Füllstück	Pieza de relleno aislante Wkladka izolacyjna Riempinento isolanta	
Einddichting Joint d'assemblage End gasket Enddichtung	Junta Uszczelka koncowa Angolo prestampato	
Isolatie Isolant Insulation Isolation	Aislamiento Izolacyja Isolante	
Brievenkleppen Entrées de courrier Letter boxes Briefeinwurf	Buzones Skrzynka na listy Cassetta posta	
Automatische deurdichtingen Fermetures automatiques Automatic door latches Automatische Türdichtungen	Cierrapuertas automaticos Drzwiowa automat. opadajaca listwa Dispositivo di chiusura soglia	
Variant Variante Variant Variante	Variante Wariant Variante	

D0071483

CP 45Pa (GR)

SYMBOLENLIJST
LISTE DES SYMBOLES
LIST OF SYMBOLS
ZEICHENERKLAERUNG

Reynaers Aluminium

A

Stolp-kipraam Fenêtre double ouvr.-batt. Double casem.-tilt window Stulpfenster D/DK	Ventana abatible doble hoja Okno rozwierano-uchylne dwuskrzydlowe Finestra a 2 ante ribalta	
Draaikip Oscillo-battant Turn and tilt Drehkipp	Oscilobatiente Okno rozwierno-uchylne Anta ribalta	
Kipdraai Battantes-ouvrantes Tilt and turn Kippdreh	Batiente oscilante Okno uchylno-rozwierane Anta ribalta inversa	
Draairaam Fenêtre ouvrante Side-hung window Drehfenster	Ventana practicable Okno rozwierane Battente	
Stolpraam Fenêtre double ouvrant Double casement window Stulp-Flügel Fenster	Ventana doble hoja Okno rozwierane wuskrzydlowe Finestra a 2 ante	
Valraam Fenêtre à soufflet Bottom hung window Kipp-Fenster	Ventana abatible Okno uchylne Wasistas	
Afstandbedieningen valraam Commandes à distance pour fenêtre à soufflet Remote control for fanlight window Oberlichtbeschlag für Kipp-Flügel	Funcionamiento a distancia para ventana de techo Mechanizm do dystansowego uchylania okien Vasistas con telecmando	
Buitendraaiend raam Fenêtre ouvrant vers l'extérieur Outside opening window Nach aussen öffnendes Fenster	Ventana apertura exterior Okno otwierane na zewnatrz Finestra ad apertura esterna	
Uitzetzakraam Châssis à l'Italienne Top-hung window Senk-Klappfenster	Ventana proyectante con compas Okno wychylne na zewnatrz Sporgere con frizioni	
Tuimel- en taatsraam Châssis pivotant Pivot window Schwingflügel	Ventana pivotante Okno obrotowe Bilico	
Vouwdeur Porte pliante Folding door Falttür	Puerta plegable Drzwi harmonijkowe Veranda libro	
Schuifkip (TF) Coulissant-tombant (TF) Slide and tilt (TF) Schiebekipptür (TF)	Paralela Uchylno-przesuwny Scorrevole parallelo	
Schuifraam Fenêtre coulissante Sliding window Schiebefenster	Ventana corredera Okno przesuwne Scorrevole	
Parallel opengaand raam Fenêtre ouvrant parallele Parallel opening window Parallelausstellfenster	Ventana proyectante paralela Okno rownolegle wysuwane na zewnatrz Sporgere parallelo	
Kipraam Fenêtre battante Tilt window Kippfenster	Oscilo Okno uchylne Vasisdas	
Dubbele deur buitendraaiend Porte double ouvrant vers l'ext. Double door outward opening Zweiflügelige Tür aussen öffnend	Puerta doble apertura exterior Drzwi dwuskrzydlowe otw. na zew. Porta due ante apertura esterna	
Deur binnendraaiend Porte ouvrant vers l'int. Door inward opening Tür nach innen öffnend	Puerta apertura interior Drzwi otw. do wewnatrz Porta apertura interna	
Deur buitendraaiend Porte ouvrant vers l'ext. Door outward opening Tür aussen öffnend	Puerta apertura exterior Drzwi otw. na zewnatrz Porta apertura esterna	

DRAAISCHUIFRAAM OUVRANT PROJETANT SIDE-HUNG SLIDING WINDOW DREHSCHIEBEFENSTER		
Verankeringen Ancrages Fixing lugs Verankerungen	Anclajes Kotwy Ancoraggio	
Sluitpennen en sluitstukken Rouleaux et gâches Lock pins and lock plates Schliessrollen und Schliessstücke	Bulones y cerraderos Plytka i kolek ryglujacy -	
Goot Gouttière Gutter Rinne	Canal Rynna Gronda	
Dakvenster Tabatière Attic window Dachfenster	Ventana de techo Okno dachowe Lucernario	
Kunststof dakbedekking Toiture synthétique Synthetic roofing Kunststoff Dachdeckung	Cubierta en material sintetico Wypelnienie poliweglanem na dachy Pannello	
Zelfklevende dubbelzijdige tape Bande autocollante 2 faces Self-adhesive double sided tape Selbstklebendes beidseitiges Band	Cinta autoadhesiva de dos caras Biadesivo	
Domotica Domotique Domotics Domotik	Domótica Domotica -	
Profielen met hoge isolatiewaarde Profilés avec valeur d'isolation élevée Profiles with high insulation value Profile mit höhen Isolationswert	Perfiles alto aislamiento térmico Profile o wysokiej izolacyjnosci termicznej Alto isolarento	
Wielen Galets Rollers Laufwagen	Ruletas Wozki Carrelli	
Regeltringels Tringles de réglage Adjustment rods Regulierstange	Varilla de ajuste Listwy regulacyjne Astina	
Geleidingsplaat Guide Guide plate Führung	Placa guia Element naprowadzajacy Guida	

D0071484

SYMBOLENLIJST
LISTE DES SYMBOLES
LIST OF SYMBOLS
ZEICHENERKLAERUNG

A

Gereedschap Outillage Tool Werkzeug	Util Narzedzie Utensile	
Gereedschappen en machines voor ontwatering van kader Outillage et machinerie pour drainage dormant Tools and machinery for draining outer frame Werkzeuge und Maschinen für Entwässerung Blendrahmen	Utiles y maquinaria para el drenaje del marco Narzedzia i maszyny do drenazy oscieznic Utensili e macchinari per il drenaggio del telaio	
Gereedschappen en machines voor ontwatering van vleugel Outillage et machinerie pour drainage ouvrant Tools and machinery for draining vent Werkzeuge und Maschinen für Entwässerung Flügel	Utiles y maquinaria para el drenaje de la hoja Narzedzia i maszyny do drenazy skrzydel Utensili e macchinari per il drenaggio dell'anta	
Decompressie Decompression Decompression Dekompression	Descompresion Dekompresja Decompressione	
Gereedschappen en machines voor T-verbinding Outillage et machinerie pour jonction-T Tools and machinery for T-brackets Werkzeuge und Maschinen für T-Verbinder	Utiles y maquinaria para topes de unión Narzedzia i maszyny do polaczen teowych Utensili e macchinari per i giunti	
Gereedschappen en machines voor krukuitsparing Outillage et machinerie pour fermeture Tools and machinery for closure Werkzeuge und Maschinen für Beschläge	Utiles y maquinaria para el cierre Narzedzia i maszyny do zamkniec Utensili e macchinari per le chiusure	
Multifunctionele matrijs Matrice multifonctionnelle Multifunctional punch tool Mehrzweckstanzwerkzeug	Matriz multifuncional Wykrojnik wielofunkcyjny Punzonatrice multifunzionale	
Geleide matrijs Matrice guidée Punch tool Stanzwerkzeug	Matriz Wykrojnik Punzonatrice	
Handmatig gereedschap Outillage manuel Manual tools Handwerkzeuge	Util manual Narzedzie reczne Dime	
Freessjabloon Calibre de fraisage Stencil plate for milling head Fräseschablone	Plantilla para copiadora Szablon do frezarki Maschera per pantografo	
Enkelkopse freesmachine Frais. à copier à une broche Copy router 1 spindle Einspindel-Kopierfräse	Copiadora de un cabezal Frezarka z jedna glowica Pantografo di copia a 1 mandrino 1 mandrino	
Frees- en boormachine Fraiseuse et foreuse Router and drilling machine Fräse- und Bohrgerät	Copiadora taladradora Frezarka z wiertarka Centro dilavoro	
Bewerkingscentrum Centre d'usinage Machining center Bearbeitungszentrum	Centre de mecanizado Centrum obrodcze Centro di lavorno	

Hydropneumatische pers Presse hydropneumatique Hydropneumatic press Hydropneumatische Presse	Prensa neumática Prasa hydropneumatyczna Pressa idropneumatica
Zaagmachine Tronçonneuse Sawing machine Kreissäge	Maquina de corte Pila do ciec przestrzennych Macchina per taglio
Hoekenpers Sertisseuse Crimper Eckverbindungsmaschine	Ensambladora Zaciskarka narozy Cianfrinatrice
Handmatrijs Matrice manuelle Manual punch tool Handstanzwerkzeug	Prensa manual Wykrojnik reczny Punzonatrice manuale
Gereedschap voor lijminjectie Outillage pour encollage Tool for injection Werkzeug fuer Klebeinjektion	Util para inyeccion Narzedzie do wtrysku kleju Utensile colla
Gereedschap voor krukken Outillage pour cremones Tool for handles Werkzeug fuer Handhebel	Util para manetas Narzedzie do klamek Utensile per maniglie
Gereedschap voor sluitlatten Outillage pour tringles Tool for linkbars Werkzeug fuer Schubstange	Util para barras union Narzedzie do listew sterujacych okuciami Utensile per barre di collegamento
Gereedschap voor T-verbindingen Outillage pour connections-T Tool for T-connections Werkzeug fuer T-Verbindungen	Util para topes de union Narzedzie do polaczen Teowych Utensile per travesi
Klemblokken Blocs de serrage Clamping blocks Spannbacken	Bloques de presión Bloki zaciskowe Blocchetti di supporto
Gereedschap voor ontwatering buitenkaders Outillage pour drainage dormants Tool for drainage outer frames Werkzeug fuer Entwaesserung Blendrahmen	Util drenaje marco Narzedzie do drenazy oscieznic Utensile per drenaggio telaio
Gereedschap voor hoekverbinding Outillage pour connection d'equerre Tool for corner connection Werkzeug fuer Eckverbindung	Util union esquina Narzedzie do polaczen narozynych Utensile per connessioni d'angolo
Gereedschap voor montage Outillage pour montage Tool for assembly Werkzeug für Montage	Util para colocacion Narzedzie do montazu Utensile assemblaggio
Gereedschap voor deursluiter Outillage pour fermeture porte Tool for door closer Werkzeug für Türschliesser	Util para cierrapuertas Narzedzie do samozamykacza drzwiowego Utensile chiu di porta
Gereedschap voor scharnieren Outillage pour charnieres Tool for hinges Werkzeug für Bänder	Util para bisagras Narzedzie do zawiasy Utensile cerniere
Gereedschap voor sloten Outillage pour fermetures Tool for locks Werkzeug für Schlösser	Util para cerraduras Narzedzie do zamka Utensile serrature
Gereedschap voor wisselprofielen Outillage pour chicanes Tool for sections Werkzeug für Wechselprofile	Util para encuentros centrales Narzedzie do przekrojow Utensile chicanes
Gereedschap voor beglazing Outillage pour vitrage Tool for glazing Werkzeug für Verglasung	Util para acristalamiento Narzedzie do przeszklen Utensile vetro
Gereedschap voor diverse toepassingen Outillage pour applications divers Tool for miscellaneous applications Werkzeug für diverse Anwendungen	Utiles para varias aplicaciones Narzedzie do montazu elementow uzupelniajacych Utensile vari

D0071485

SYMBOLENLIJST
LISTE DES SYMBOLES
LIST OF SYMBOLS
ZEICHENERKLAERUNG

Reynaers Aluminium

A

	Gereedschap voor dichtingen Outillage pour joints Tool for gaskets Werkzeug für Dichtungen	Util para juntas Narzedzie do uszczelki Utensile guarnizioni
	Gereedschap voor bevestiging wielen Outillage pour fixation des roulettes Tool for fixation rollers Werkzeug für Befestigung Laufräder	Util para fijación de ruletas Narzedzie do montazu wozkow Utensile carrelli
	Gereedschap voor ontwatering vleugels Outillage pour drainage ouvrants Tool for drainage vents Werkzeug für Entwässerung Flügel	Util para drenaje hoja Narzedzie do drenazu skrzydla Utensile drenaggio anta
	Uitfrezing voor inbouw bovenspeun in kozijn Fraisage pour encastrement gond supérieur dans la fenêtre Milling for building in upper pivot in window Ausfräsung für Einbau eines oberen Lagers im Rahmen	Fresado para pivotante en marco superior Frez do montazu gornego sworznia w oknie Lavorazioni super. finestra pivottante
	Uitfrezing voor inbouw vloerspeun in vleugel Fraisage pour encastrement gond inférieur dans l'ouvrant Milling for building in floor pivot in vent Ausfräsung für Einbau eines Bodenlagers im Flügel	Fresado para pivotante en hoja inferior Frez do montazu dolnego sworznia w skrzydle Lavorazioni infer. finestra pivottante
	Uitfrezing voor inbouw bovenspeun in vleugel Fraisage pour encastrement gond supérieur dans l'ouvrant Milling for building in upper pivot in vent Ausfräsung für Einbau eines oberen Lagers im Flügel	Fresado para pivotante en hoja superior Frez do montazu gornego sworznia w skrzydle Lavorazione super. finestra pivottante
	Monteertafel Table de montage Assembly bench Montagetisch	Banco de montaje Stol montazowy Banco montaggio
	Elektrische aansluiting Fixation électrique Electric connection Elektrisches Anschluss	Conexión eléctrica Polaczenie elektryczne Connessione elettrica
	Compressor Compresseur Compressor Kompressor	Compresor Kompresor Compressore
	Kogel Dr. Hahn Bille Dr. Hahn Ball Dr. Hahn Kugel Dr. Hahn	Bola Dr. Hahn Kulka Dr. Hahn -
	Mechanische aansluiting Fixation mecanique Mechanical connection Mechanischer Anschluss	Conexión mecánica Polaczenie mechaniczne Fissaggio meccanico
	Pneumatische aandrijving Propulsion pneumatic Pneumatic drive Pneumatische Antrieb	Destornillador neumatico Pneumatyczny naped Cilindro pneumatica
	Ponsunit Unité d'étamper Punch unit Stanzeinheit	Punzon Wykrojnik Unita punzonatrice
	Land Pays Country Land	Pais Kraj Nazione
L_{min}	Min. profiellengte Longueur min. de profilé Min. length of profile Min. Profillänge	Longitud mínima del perfil Minimalna dlugosc profilu Lunghezza minima profilo
L_{max}	Max. profiellengte Longueur max. de profilé Max. length of profile Max. Profillänge	Longitud máxima del perfil Maksymalna dlugosc profilu Lunghezza max profilo
	Max. profielhoogte Hauteur max. de profilé Max. height of profiles Max. Profilhöhe	Altura máxima del perfil Maksymalna wysokosc profilu Max altezza
	Max. horizontale beweging Movement max. horizontale Max. horizontal movement Max. horizontale Versetzung	Movimiento horizontal máximo Maksymalny ruch poziomy Spostamento orizz. max
	Horizontaal hoekbereik Intervalle d'équerre horizontale Horizontal corner range Eckbereich Horizontal	Rango de corte a inglete horizontal Zakres katow poziomych Dimensione taglio orizz.
	Verticaal hoekbereik Intervalle d'équerre verticale Vertical corner range Eckbereich Vertikal	Rango de corte a inglete vertical Zakres katow pionowych Dimensione taglio vert.
M	Motor Moteur Motor Antrieb	Motor Silownik napedowy Motore
kg	Gewicht Poids Weight Gewicht	Pesos Ciezar Peso
	Max. toerental Vitesse d'axe max. Max. spindle speed Max. Drehzahl	Velocidad de sierra Maksymalna predkosc obrotowa Velocita max lama

D0071486

B

Reynaers Aluminium

Algemene informatie systemen
Généralités séries
General Information System
Allgemeine Information System

C

Reynaers Aluminium

Profielen

Profilés

Profiles

Profile

CP 45Pa (GR)

PROFIELLIJST
LISTE DES PROFILES
LIST OF PROFILES
PROFILLISTE

Art. N°		
001.0895.XX	36.C.003	D0082119
001.0895.XX	36.C.024	D0082099
004.3306.XX	36.C.003	D0082119
004.3306.XX	36.C.026	D0082101
004.3307.XX	36.C.003	D0082119
004.3307.XX	36.C.026	D0082101
004.3309.XX	36.C.003	D0082119
004.3309.XX	36.C.026	D0082101
004.3312.XX	36.C.003	D0082119
004.3312.XX	36.C.026	D0082101
004.3328.XX	36.C.003	D0082119
004.3328.XX	36.C.026	D0082101
011.0400.XX	36.C.001	D0082116
011.0400.XX	36.C.005	D0082070
011.0401.XX	36.C.001	D0082116
011.0401.XX	36.C.005	D0082070
011.0404.XX	36.C.003	D0082119
011.0404.XX	36.C.020	D0082093
011.0410.XX	36.C.001	D0082116
011.0410.XX	36.C.006	D0082074
011.0411.XX	36.C.001	D0082116
011.0411.XX	36.C.006	D0082074
011.0412.XX	36.C.001	D0082116
011.0412.XX	36.C.007	D0082075
011.0420.XX	36.C.001	D0082116
011.0420.XX	36.C.009	D0082077
011.0431.XX	36.C.001	D0082116
011.0431.XX	36.C.010	D0082079
011.0440.XX	36.C.002	D0082118
011.0440.XX	36.C.014	D0082083
011.0441.XX	36.C.002	D0082118
011.0441.XX	36.C.015	D0082084
011.0443.XX	36.C.002	D0082118
011.0443.XX	36.C.014	D0082083
011.0450.XX	36.C.001	D0082116
011.0450.XX	36.C.012	D0082081
011.0451.XX	36.C.001	D0082116
011.0451.XX	36.C.013	D0082082
011.0460.XX	36.C.002	D0082118
011.0460.XX	36.C.018	D0082088
011.0461.XX	36.C.001	D0082116
011.0461.XX	36.C.011	D0082080
011.0480.XX	36.C.001	D0082116
011.0480.XX	36.C.008	D0082076
011.0481.XX	36.C.001	D0082116
011.0481.XX	36.C.008	D0082076
011.0482.XX	36.C.001	D0082116
011.0482.XX	36.C.008	D0082076
011.0485.XX	36.C.002	D0082118
011.0485.XX	36.C.019	D0082089
011.0486.XX	36.C.002	D0082118
011.0486.XX	36.C.019	D0082089
011.0487.XX	36.C.002	D0082118
011.0487.XX	36.C.016	D0082085
011.0746.XX	36.C.001	D0082116
011.0746.XX	36.C.012	D0082081
011.0751.XX	36.C.002	D0082118
011.0751.XX	36.C.016	D0082085
011.0752.XX	36.C.002	D0082118
011.0752.XX	36.C.016	D0082085
011.0757.XX	36.C.001	D0082116
011.0757.XX	36.C.010	D0082079
011.0765.XX	36.C.002	D0082118
011.0765.XX	36.C.014	D0082083
011.0766.XX	36.C.002	D0082118
011.0766.XX	36.C.017	D0082086
011.0829.XX	36.C.002	D0082118
011.0829.XX	36.C.015	D0082084
011.0847.XX	36.C.001	D0082116
011.0847.XX	36.C.013	D0082082

Art. N°		
011.0848.XX	36.C.001	D0082116
011.0848.XX	36.C.013	D0082082
011.1730.XX	36.C.002	D0082118
011.1730.XX	36.C.014	D0082083
011.4631.–	36.C.002	D0082118
011.4631.–	36.C.005	D0082070
016.0132.XX	36.C.003	D0082119
016.0132.XX	36.C.025	D0082100
016.0178.XX	36.C.003	D0082119
016.0178.XX	36.C.025	D0082100
016.0179.XX	36.C.003	D0082119
016.0179.XX	36.C.025	D0082100
016.0184.XX	36.C.003	D0082119
016.0184.XX	36.C.025	D0082100
017.0201.XX	36.C.004	D0082120
017.0201.XX	36.C.022	D0082097
017.0202.XX	36.C.004	D0082120
017.0202.XX	36.C.022	D0082097
017.0203.XX	36.C.004	D0082120
017.0203.XX	36.C.022	D0082097
017.0204.XX	36.C.004	D0082120
017.0204.XX	36.C.022	D0082097
017.0211.XX	36.C.004	D0082120
017.0211.XX	36.C.023	D0082098
017.0212.XX	36.C.004	D0082120
017.0212.XX	36.C.023	D0082098
017.0213.XX	36.C.004	D0082120
017.0213.XX	36.C.023	D0082098
017.0214.XX	36.C.004	D0082120
017.0214.XX	36.C.023	D0082098
017.0216.XX	36.C.004	D0082120
017.0216.XX	36.C.023	D0082098
017.0217.XX	36.C.002	D0082118
017.0217.XX	36.C.019	D0082089
019.4904.XX	36.C.004	D0082120
019.4904.XX	36.C.023	D0082098
030.0138.00	36.C.003	D0082119
030.0138.00	36.C.024	D0082099
049.5110.XX	36.C.003	D0082119
049.5110.XX	36.C.021	D0082094

C

CP 45Pa (GR)

PROFIELOVERZICHT
APERCU DES PROFILES
PROFILE OVERVIEW
PROFILUEBERSICHT

Reynaers Aluminium

BUITENKADER
DORMANT
OUTER FRAME
BLENDRAHMEN

	A dm²/m	P dm²/m	Lm	Ix cm⁴	Iy cm⁴
011.0400.XX	41.28	18.6	6.50	16.960	7.307
011.0401.XX	57.98	26.0	6.50	59.391	10.729
011.0410.XX	42.00	19.1	6.50	17.228	7.316
011.0411.XX	58.69	26.6	6.50	60.175	10.736
011.0412.XX	74.10	34.0	6.50	143.956	13.846
011.0420.XX	35.74	19.2	6.50	12.961	6.583
011.0480.XX	27.65	14.4	6.50	9.999	0.634
011.0481.XX	40.89	20.5	6.50	35.136	0.933
011.0482.XX	54.11	26.5	6.50	84.391	1.229

BUITENKADER
DORMANT
OUTER FRAME
BLENDRAHMEN

	A dm²/m	P dm²/m	Lm	Ix cm⁴	Iy cm⁴
011.0431.XX	37.64	15.9	6.50	15.957	6.262
011.0757.XX	30.27	15.3	6.50	8.885	7.714

VLEUGEL ONDER/BOVEN
OUVRANT HAUT ET BAS
VENT BOTTOM/TOP
FLUEGEL OBEN/UNTEN

	A dm²/m	P dm²/m	Lm	Ix cm⁴	Iy cm⁴
011.0461.XX	35.46	12.8	6.50	3.252	6.726

ZIJKANT VLEUGEL
MONTANT LATERAL
SIDE VENT
FLUEGEL SENKRECHT

	A dm²/m	P dm²/m	Lm	Ix cm⁴	Iy cm⁴
011.0450.XX	30.36	12.6	6.50	3.886	6.549
011.0746.XX	28.94	12.3	6.50	3.749	6.288
011.0451.XX	37.92	20.2	6.50	20.610	13.277
011.0847.XX	34.23	17.6	6.50	11.108	10.631
011.0848.XX	35.21	19.9	6.50	11.759	16.700

C

D0082116

CP 45Pa (GR)

PROFIELOVERZICHT
APERCU DES PROFILES
PROFILE OVERVIEW
PROFILUEBERSICHT

Reynaers Aluminium

MIDDENVLEUGEL
MONTANT CENTRAL
CENTRAL VENT
MITTELFLUEGEL

	A dm²/m	P dm²/m	Lm	Ix cm⁴	Iy cm⁴
011.0440.XX	22.28	13.7	6.50	5.066	3.567
011.0441.XX	29.65	21.1	6.50	30.367	6.584
011.0443.XX	23.58	12.4	6.50	4.934	2.972
011.0765.XX	18.50	11.9	6.50	0.345	7.734
011.0829.XX	26.04	19.7	6.50	12.942	3.696
011.1730.XX	20.71	11.3	6.50	4.377	3.280

AFDEKPROFIEL
PROFILE DE RECOUVREMENT
COVERING PROFILE
ABDECKPROFIL

	A dm²/m	P dm²/m	Lm	Ix cm⁴	Iy cm⁴
011.0487.XX	15.14	6.1	6.50	1.619	0.897
011.0751.XX	22.70	8.2	6.50	1.120	8.430
011.0752.XX	22.31	2.8	6.50	1.346	5.318

MIDDENSTIJL 4-SLAG
LIAISON CENTRALE 4 VANTAUX
MEETING STYLE 4 DOORS
STULPPROFIL TUERFLUEGEL 4-SCHLAG

	A dm²/m	P dm²/m	Lm	Ix cm⁴	Iy cm⁴
011.0766.XX	11.48	3.1	6.50	0.232	0.356

GELEIDINGSRAIL
RAIL DE GUIDAGE
GUIDE RAIL
FUEHRUNGSSCHIENE

	A dm²/m	P dm²/m	Lm	Ix cm⁴	Iy cm⁴
011.4631.--	-	-	7.00	-	-

T-PROFIEL
TRAVERSE
TRANSOM-MULLION
SPROSSE

	A dm²/m	P dm²/m	Lm	Ix cm⁴	Iy cm⁴
011.0460.XX	27.22	14.6	6.50	3.946	10.731

LEKLIJST
REJET D'EAU
DRIP CAP
WETTERSCHENKEL

	A dm²/m	P dm²/m	Lm	Ix cm⁴	Iy cm⁴
011.0485.XX	13.16	10.5	6.50	0.944	0.946
011.0486.XX	13.82	11.2	6.50	1.043	0.963
017.0217.XX	10.88	4.5	6.50	0.518	0.376

D0082118

HULPPROFIEL
PROFILE DE RACCORDEMENT
ADDITIONAL PROFILE
ZUSATZPROFIL

	A dm²/m	P dm²/m	Lm	Ix cm⁴	Iy cm⁴
011.0404.XX	18.55	13.5	6.50	1.869	7.072

KADER
CADRE
FRAME
BLENDRAHMEN

	A dm²/m	P dm²/m	Lm	Ix cm⁴	Iy cm⁴
049.5110.XX	16.59	13.3	5.80	0.188	1.511

GLASLAT
PARCLOSE
GLAZING BEAD
GLASLEISTE

	A dm²/m	P dm²/m	Lm	Ix cm⁴	Iy cm⁴
004.3306.XX	12.90	3.4	6.00	0.265	0.685
004.3307.XX	10.11	2.6	6.00	0.259	0.443
004.3309.XX	15.13	3.7	6.00	0.389	0.684
004.3312.XX	15.14	3.4	6.00	0.316	0.685
004.3328.XX	8.85	2.4	6.00	0.261	0.382

KOPPELPROFIEL
PROFILE DE RACCORDEMENT
CONNECTION PROFILE
KUPPLUNGSPROFIL

	A dm²/m	P dm²/m	Lm	Ix cm⁴	Iy cm⁴
030.0138.00	-	-	7.00	-	-
001.0895.XX	18.66	4.1	7.00	6.969	1.271

HOEKPROFIEL
PROFILE D'ANGLE
CORNER PROFILE
ECKPROFIL

	A dm²/m	P dm²/m	Lm	Ix cm⁴	Iy cm⁴
016.0132.XX	26.45	10.0	7.00	16.089	16.077
016.0184.XX	21.94	5.9	7.00	7.875	6.674
016.0178.XX	20.12	4.2	7.00	6.505	3.749
016.0179.XX	18.17	2.7	7.00	5.604	1.622

C

D0082119

AFWERKINGSPROFIEL
PROFILE DE FINITION
FINISHING PROFILE
AUSFUEHRUNGSPROFIL

		A dm²/m	P dm²/m	Lm	Ix cm⁴	Iy cm⁴
017.0201.XX	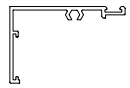	22.30	7.9	6.50	1.856	5.046
017.0202.XX	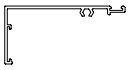	26.30	9.9	6.50	1.996	12.080
017.0203.XX	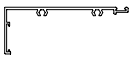	32.12	11.9	6.50	2.133	24.151
017.0204.XX		36.12	13.9	6.50	2.205	41.070
017.0211.XX	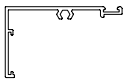	23.26	8.9	6.50	1.896	6.279
017.0212.XX	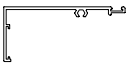	27.29	10.4	6.50	2.040	14.343
017.0213.XX	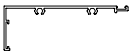	33.07	12.4	6.50	2.153	27.316
017.0214.XX		37.06	14.3	6.50	2.221	45.475
017.0216.XX	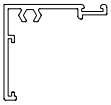	19.34	6.4	6.50	1.713	1.987
019.4904.XX		3.90	0.6	6.50	0.004	0.034

		A dm²/m	P dm²/m	Lm	Ix cm⁴	Iy cm⁴

C

D0082120

CP 45Pa (GR)

BUITENKADER
DORMANT
OUTER FRAME
BLENDRAHMEN

	A dm²/m	P dm²/m	Lm	Ix cm⁴	Wx cm³	ax mm	Iy cm⁴	Wy cm³	ay mm
011.0400.XX	41.28	18.6	6.50	16.960	5.384	29.51	7.307	2.988	21.04
011.0401.XX	57.98	26.0	6.50	59.391	12.041	47.69	10.729	4.300	20.55
011.4631.--	-	-	7.00	-	-	-	-	-	-

011.0400.XX

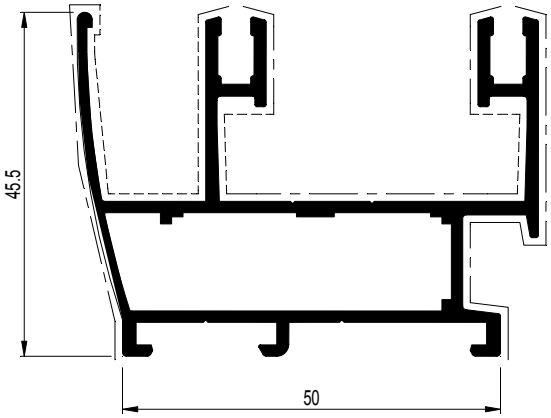

011.0401.XX

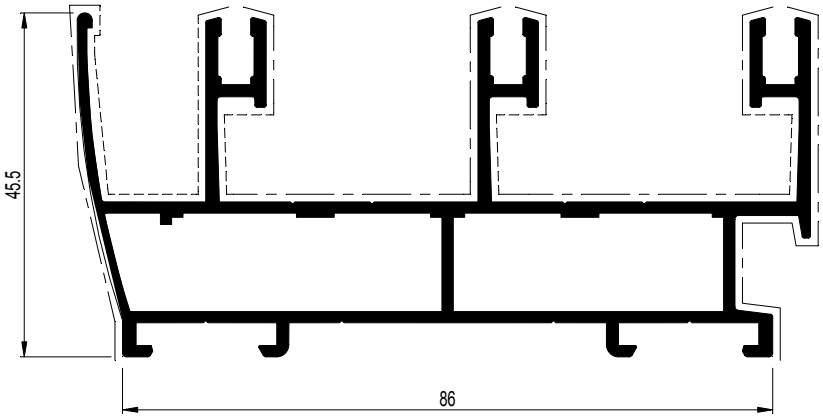

011.4631.--

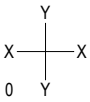

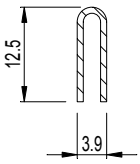

ROESTVRIJ STAAL
ACIER INOXYDABLE
STAINLESS STEEL
EDELSTAHL

011.0400.XX	
068.6411.00	095.H800.00 of-ou-or-oder 095.B500.00
068.6011.00	097.W600.00 of-ou-or-oder 097.0563.00

011.0401.XX	
068.6411.00(2x)	095.H800.00 of-ou-or-oder 095.B500.00
068.6011.00(2x)	097.W600.00 of-ou-or-oder 097.0563.00

D0082070

CP 45Pa (GR)

BUITENKADER
DORMANT
OUTER FRAME
BLENDRAHMEN

	A dm²/m	P dm²/m	Lm	Ix cm⁴	Wx cm³	ax mm	Iy cm⁴	Wy cm³	ay mm
011.0410.XX	42.00	19.1	6.50	17.228	5.516	29.77	7.316	2.986	21.00
011.0411.XX	58.69	26.6	6.50	60.175	12.278	47.99	10.736	4.299	20.53

X Y Y X 0

011.0410.XX

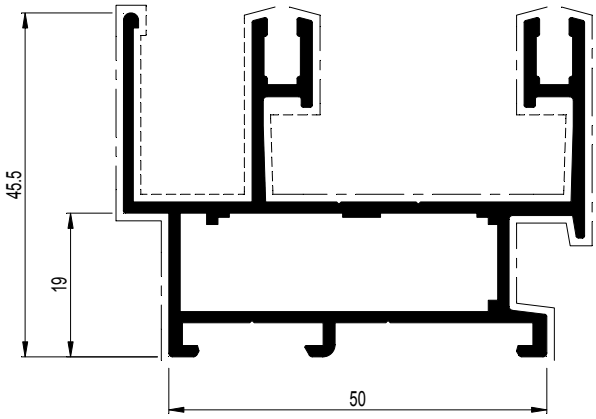

011.0411.XX

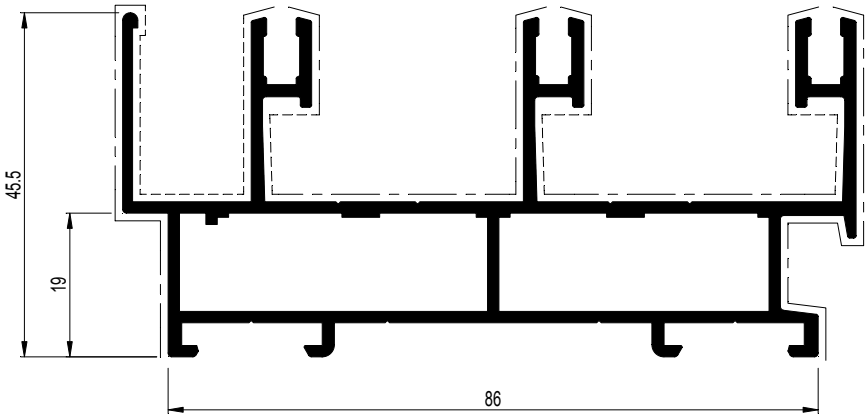

011.0410.XX	
068.6411.00	095.H800.00 of-ou-or-oder 095.B500.00
068.6011.00	097.W600.00 of-ou-or-oder 097.0563.00

011.0411.XX	
068.6411.00(2x)	095.H800.00 of-ou-or-oder 095.B500.00
068.6011.00(2x)	097.W600.00 of-ou-or-oder 097.0563.00

D0082074

CP 45Pa (GR)

BUITENKADER
DORMANT
OUTER FRAME
BLENDRAHMEN

	A dm²/m	P dm²/m	Lm	Ix cm⁴	Wx cm³	ax mm	Iy cm⁴	Wy cm³	ay mm
011.0412.XX	74.10	34.0	6.50	143.956	21.509	66.07	13.846	5.532	20.47

011.0412.XX

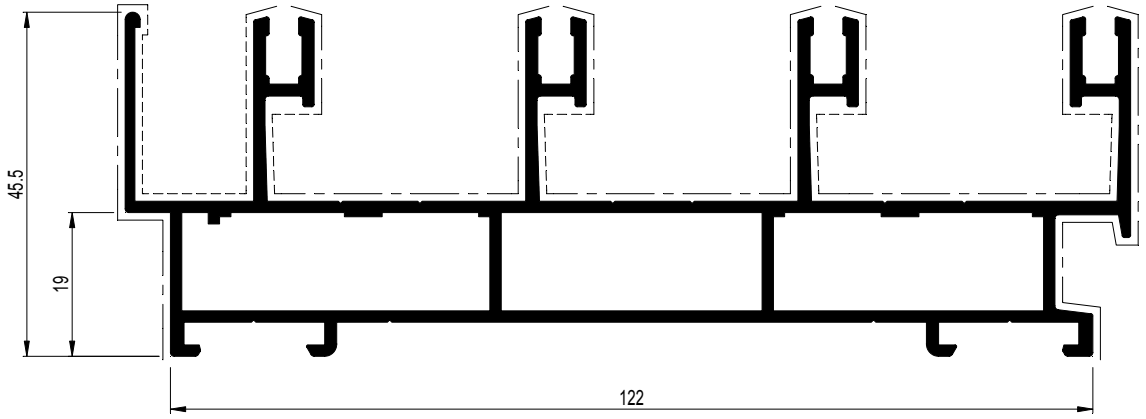

011.0412.XX	
068.6411.00(2x)	095.H800.00 of-ou-or-oder 095.B500.00
068.6011.00(2x)	097.W600.00 of-ou-or-oder 097.0563.00

C

D0082075

CP 45Pa (GR)

BUITENKADER
DORMANT
OUTER FRAME
BLENDRAHMEN

	A dm²/m	P dm²/m	Lm	Ix cm⁴	Wx cm³	ax mm	Iy cm⁴	Wy cm³	ay mm
011.0480.XX	27.65	14.4	6.50	9.999	3.116	28.92	0.634	0.566	5.80
011.0481.XX	40.89	20.5	6.50	35.136	7.042	47.10	0.933	0.818	5.59
011.0482.XX	54.11	26.5	6.50	84.391	12.448	65.20	1.229	1.066	5.48

011.0480.XX

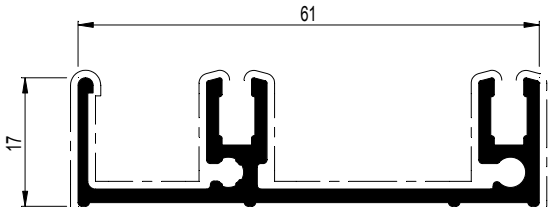

011.0481.XX

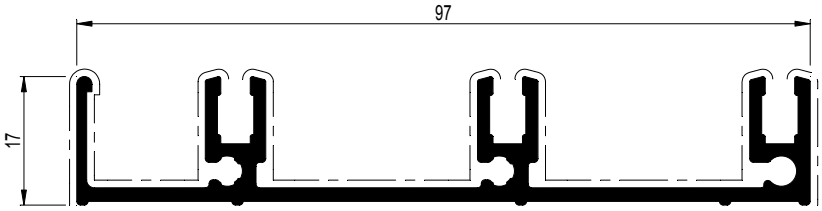

011.0482.XX

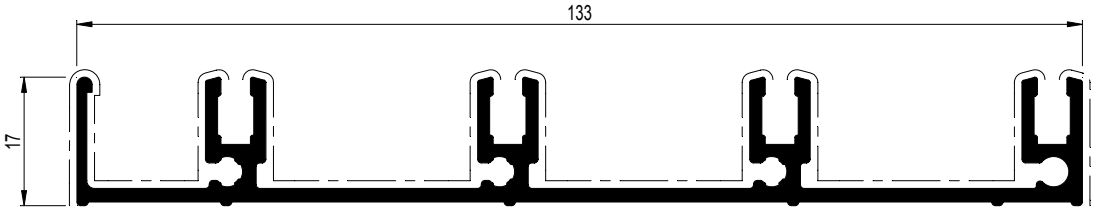

011.0480.XX	
052.5321.-- 058.5944.--	097.0031.00

011.0481.XX	
052.5321.-- (2x) 058.5944.--	097.0031.00

011.0482.XX	
052.5321.-- (3x) 058.5944.--	097.0031.00

D0082076

C

CP 45Pa (GR)

BUITENKADER
DORMANT
OUTER FRAME
BLENDRAHMEN

	A dm²/m	P dm²/m	Lm	Ix cm⁴	Wx cm³	ax mm	Iy cm⁴	Wy cm³	ay mm	
011.0420.XX	35.74	19.2	6.50	12.961	4.535	26.42	6.583	2.640	19.95	X Y Y X 0

011.0420.XX

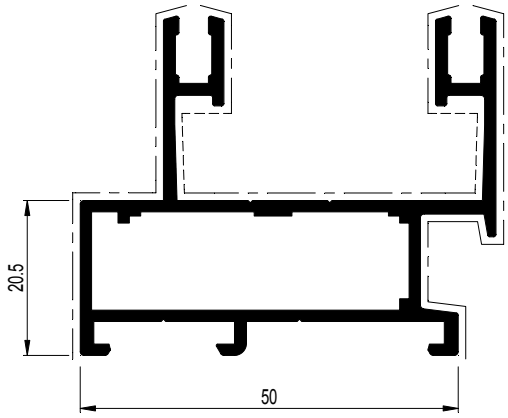

011.0420.XX	
068.6411.00	095.H800.00 of-ou-or-oder 095.B500.00
068.6011.00	097.W600.00 of-ou-or-oder 097.0563.00

C

D0082077

CP 45Pa (GR)

BUITENKADER MONORAIL
DORMANT MONORAIL
OUTER FRAME MONORAIL
BLENDRAHMEN MONORAIL

	A dm²/m	P dm²/m	Lm	Ix cm⁴	Wx cm³	ax mm	Iy cm⁴	Wy cm³	ay mm
011.0431.XX	37.64	15.9	6.50	15.957	4.749	27.40	6.262	2.392	19.02
011.0757.XX	30.27	15.3	6.50	8.885	2.727	20.81	7.714	3.214	24.00

011.0757.XX

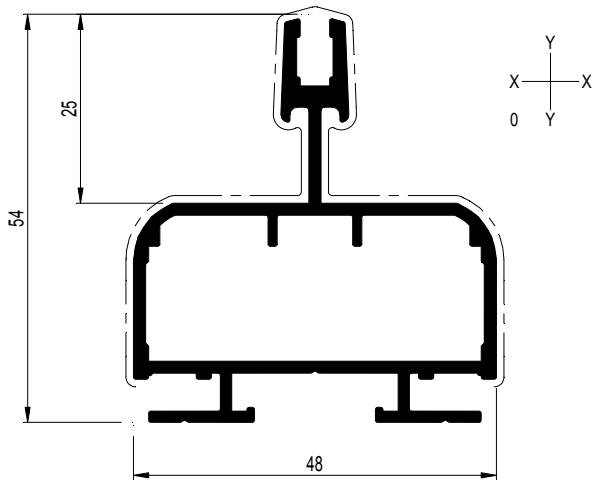

011.0431.XX

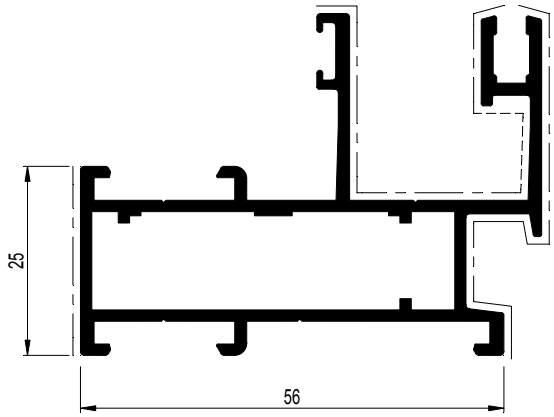

011.0431.XX	
068.6411.00	095.B500.00
068.6011.00	097.W600.00 of-ou-or-oder 097.0563.00

011.0757.XX	
021.5803.00	097.0176.00

D0082079

CP 45Pa (GR)

VLEUGEL ONDER/BOVEN
OUVRANT HAUT ET BAS
VENT BOTTOM/TOP
FLUEGEL OBEN/UNTEN

	A dm²/m	P dm²/m	Lm	Ix cm⁴	Wx cm³	ax mm	Iy cm⁴	Wy cm³	ay mm
011.0461.XX	35.46	12.8	6.50	3.252	2.243	14.50	6.726	2.317	26.98

011.0461.XX

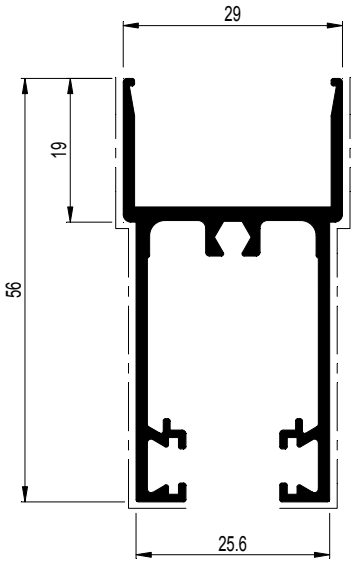

011.0461.XX	
037.4408.--	097.W600.00

D0082080

C

CP 45Pa (GR)

ZIJKANT VLEUGEL
MONTANT LATERAL
SIDE VENT
FLUEGEL SENKRECHT

	A dm²/m	P dm²/m	Lm	Ix cm⁴	Wx cm³	ax mm	Iy cm⁴	Wy cm³	ay mm
011.0450.XX	30.36	12.6	6.50	3.886	2.678	14.50	6.549	2.065	22.78
011.0746.XX	28.94	12.3	6.50	3.749	2.585	14.50	6.288	2.004	31.37

Y X X 0 Y

011.0450.XX

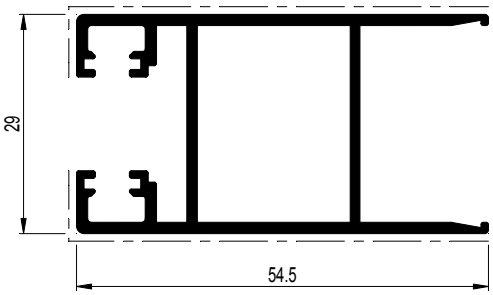

011.0746.XX

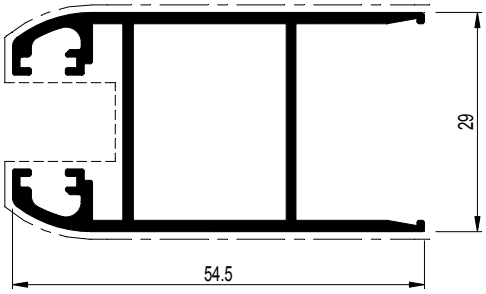

C

D0082081

CP 45Pa (GR)

ZIJKANT VLEUGEL VERSTERKT
MONTANT LATERAL RENFORCE
SIDE VENT REINFORCED
FLUEGEL SENKRECHT VERSTAERKT

	A dm²/m	P dm²/m	Lm	Ix cm⁴	Wx cm³	ax mm	Iy cm⁴	Wy cm³	ay mm
011.0451.XX	37.92	20.2	6.50	20.610	5.298	38.90	13.277	4.182	31.75
011.0847.XX	34.23	17.6	6.50	11.108	3.038	36.56	10.631	3.616	25.10
011.0848.XX	35.21	19.9	6.50	11.759	3.189	36.88	16.700	4.382	28.89

011.0451.XX

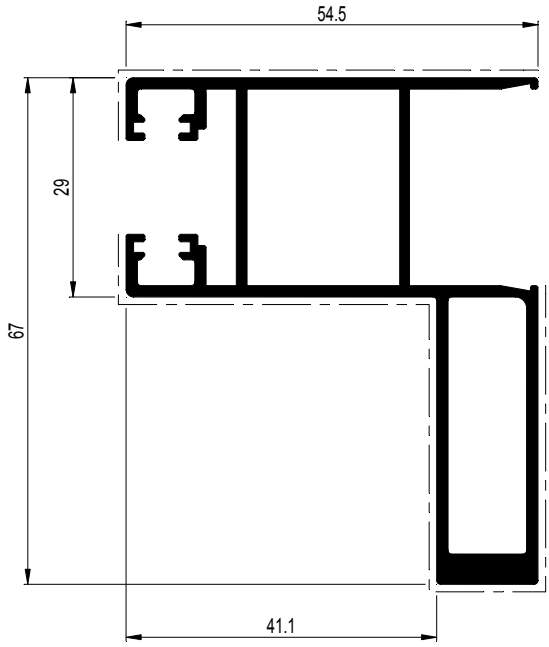

011.0847.XX

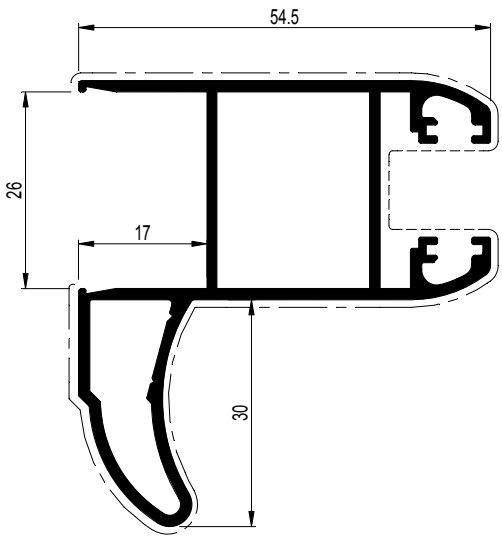

011.0848.XX

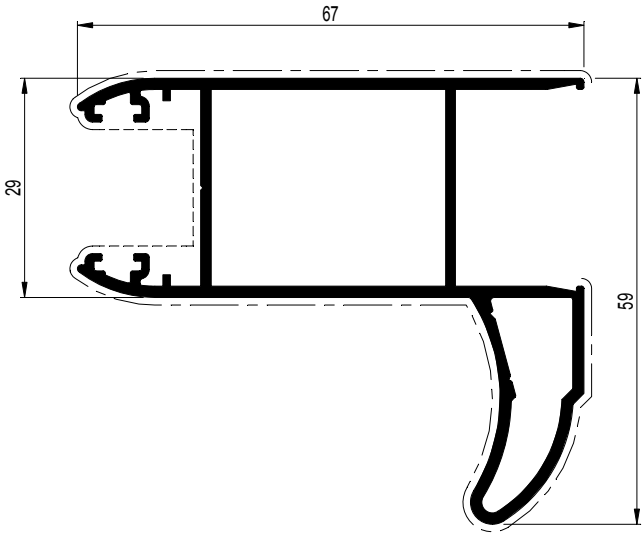

D0082082

C

CP 45Pa (GR)

MIDDENVLEUGEL
MONTANT CENTRAL
CENTRAL VENT
MITTELFLUEGEL

	A dm²/m	P dm²/m	Lm	Ix cm⁴	Wx cm³	ax mm	Iy cm⁴	Wy cm³	ay mm
011.0440.XX	22.28	13.7	6.50	5.066	2.604	15.92	3.567	1.447	15.35
011.0443.XX	23.58	12.4	6.50	4.934	2.063	23.91	2.972	1.105	13.19
011.0765.XX	18.50	11.9	6.50	0.345	0.427	8.09	7.734	2.130	24.69
011.1730.XX	20.71	11.3	6.50	4.377	2.410	18.16	3.280	1.298	14.74

Y
X — X
0 Y

011.0440.XX

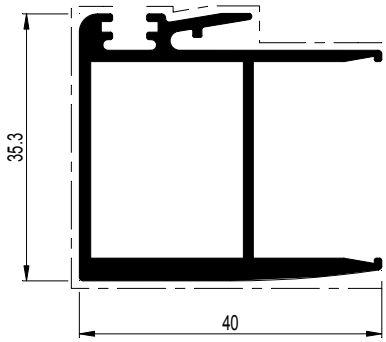

011.0443.XX

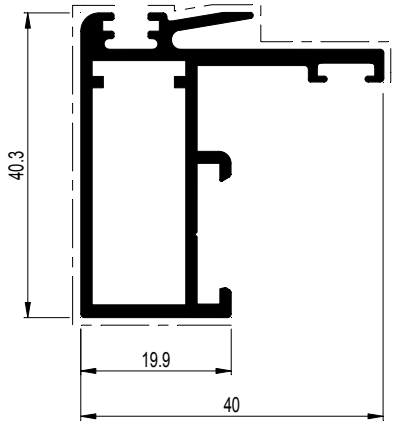

011.0765.XX

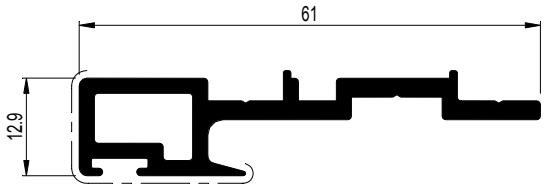

011.1730.XX

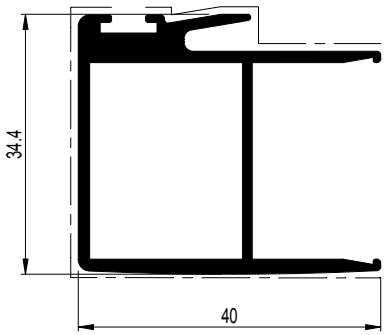

011.0443.XX	
068.6853.00	097.W600.00 of-ou-or-oder 097.0645.00

D0082083

C

CP 45Pa (GR)

MIDDENVLEUGEL VERSTERKT
MONTANT CENTRAL RENFORCE
CENTRAL VENT REINFORCED
MITTELFLUEGEL VERSTAERKT

	A dm²/m	P dm²/m	Lm	Ix cm⁴	Wx cm³	ax mm	Iy cm⁴	Wy cm³	ay mm
011.0441.XX	29.65	21.1	6.50	30.367	7.838	33.03	6.584	2.677	15.41
011.0829.XX	26.04	19.7	6.50	12.942	3.332	38.84	3.696	1.346	12.55

011.0441.XX

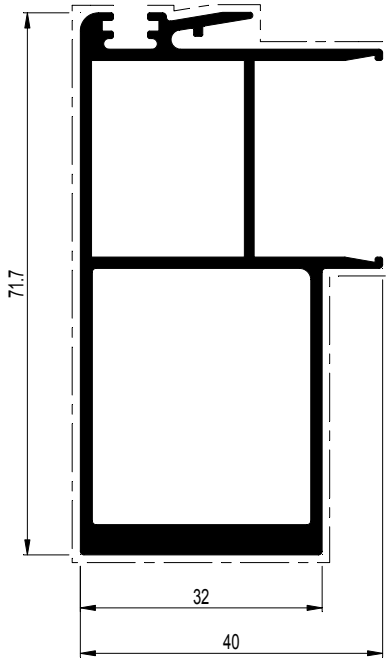

011.0829.XX

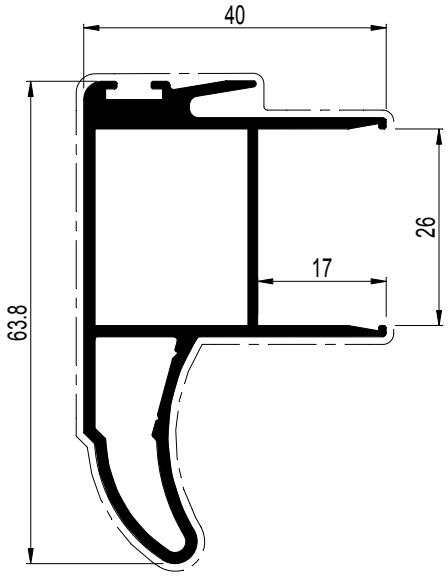

C

D0082084

CP 45Pa (GR)

AFDEKPROFIEL
PROFILE DE RECOUVREMENT
COVERING PROFILE
ABDECKPROFIL

	A dm²/m	P dm²/m	Lm	Ix cm⁴	Wx cm³	ax mm	Iy cm⁴	Wy cm³	ay mm
011.0487.XX	15.14	6.1	6.50	1.619	0.682	23.73	0.897	0.625	14.34
011.0751.XX	22.70	8.2	6.50	1.120	0.590	-	8.430	2.620	-
011.0752.XX	22.31	2.8	6.50	1.346	0.671	20.07	5.318	1.535	20.35

011.0487.XX

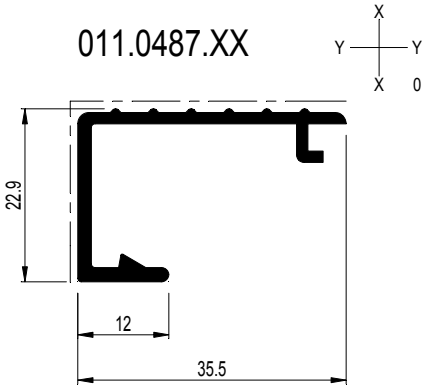

011.0751.XX

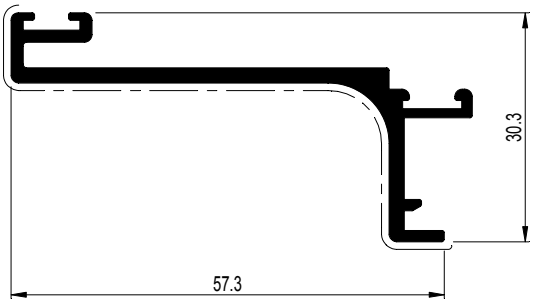

011.0752.XX

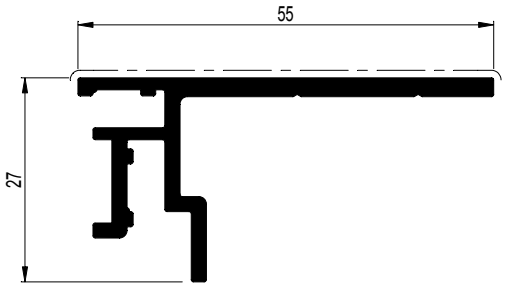

C

D0082085

CP 45Pa (GR)

MIDDENSTIJL 4-SLAG
LIAISON CENTRALE 4 VANTAUX
MEETING STYLE 4 DOORS
STULPPROFIL TUERFLUEGEL 4-SCHLAG

	A dm²/m	P dm²/m	Lm	Ix cm⁴	Wx cm³	ax mm	Iy cm⁴	Wy cm³	ay mm
011.0766.XX	11.48	3.1	6.50	0.232	0.244	9.50	0.356	0.280	8.97

011.0766.XX

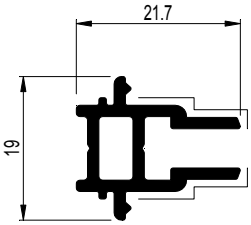

C

D0082086

CP 45Pa (GR)

T-PROFIEL
TRAVERSE
TRANSOM-MULLION
SPROSSE

	A dm²/m	P dm²/m	Lm	Ix cm⁴	Wx cm³	ax mm	Iy cm⁴	Wy cm³	ay mm
011.0460.XX	27.22	14.6	6.50	3.946	2.721	14.50	10.731	2.987	35.93

011.0460.XX

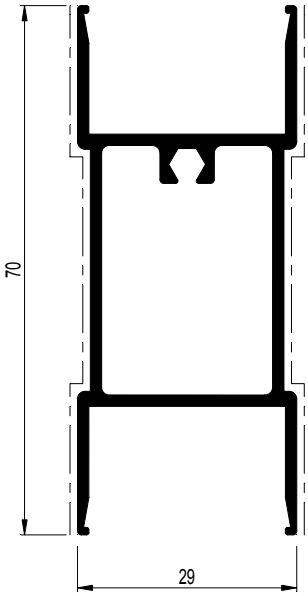

011.0460.XX	
037.4408.-- 021.5044.SY	097.W600.00

D0082088

CP 45Pa (GR)

LEKLIJST
REJET D'EAU
DRIP CAP
WETTERSCHENKEL

	A dm²/m	P dm²/m	Lm	Ix cm⁴	Wx cm³	ax mm	Iy cm⁴	Wy cm³	ay mm
011.0485.XX	13.16	10.5	6.50	0.944	0.599	11.26	0.946	0.396	23.86
011.0486.XX	13.82	11.2	6.50	1.043	0.630	10.44	0.963	0.398	24.22
017.0217.XX	10.88	4.5	6.50	0.518	0.417	9.59	0.376	0.223	7.93

X Y Y X 0

011.0485.XX

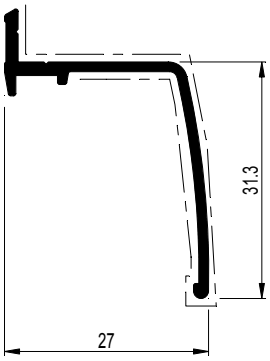

011.0486.XX

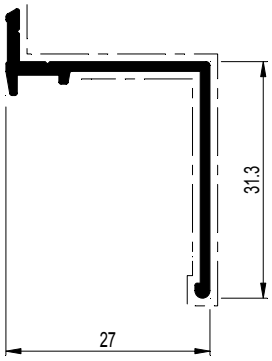

017.0217.XX

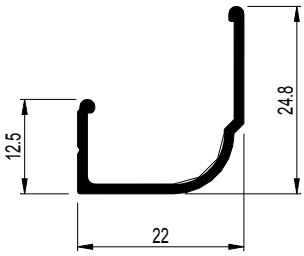

C

D0082089

CP 45Pa (GR)

HULPPROFIEL
PROFILE DE RACCORDEMENT
ADDITIONAL PROFILE
ZUSATZPROFIL

	A dm²/m	P dm²/m	Lm	Ix cm⁴	Wx cm³	ax mm	Iy cm⁴	Wy cm³	ay mm
011.0404.XX	18.55	13.5	6.50	1.869	1.238	10.21	7.072	2.390	25.79

X
Y Y
X 0

011.0404.XX

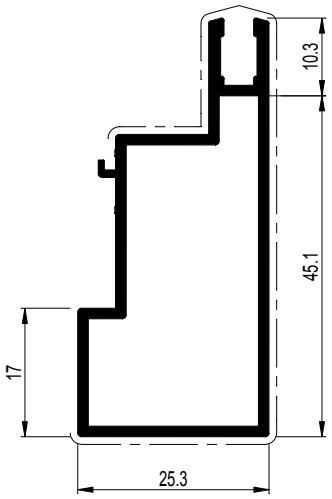

C

D0082093

CP 45Pa (GR)

PROFIEL VLIEGENRAAM
PROFILE FENETRE MOUSTIQUAIRE
PROFILE FLY SCREEN WINDOW
PROFIL FLIEGENSCHUTZRAHMEN

	A dm²/m	P dm²/m	Lm	Ix cm⁴	Wx cm³	ax mm	Iy cm⁴	Wy cm³	ay mm
049.5110.XX	16.59	13.3	5.80	0.188	0.325	5.21	1.511	0.652	18.64

049.5110.XX

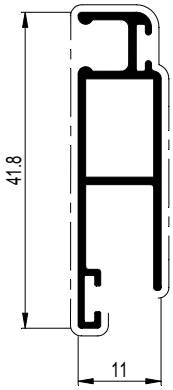

049.5110.XX	
037.5615.SY	---

D0082094

C

CP 45Pa (GR)

AFWERKINGSPROFIEL
HABILLAGE EXTERIEUR
FACE CAPS
ABDECKPROFIL

	A dm²/m	P dm²/m	Lm	Ix cm⁴	Wx cm³	ax mm	Iy cm⁴	Wy cm³	ay mm
017.0201.XX	22.30	7.9	6.50	1.856	0.688	26.99	5.046	1.477	18.44
017.0202.XX	26.30	9.9	6.50	1.996	0.709	28.15	12.080	2.700	27.87
017.0203.XX	32.12	11.9	6.50	2.133	0.727	29.36	24.151	4.355	37.14
017.0204.XX	36.12	13.9	6.50	2.205	0.737	29.93	41.070	6.206	46.42

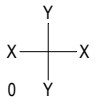

017.0201.XX

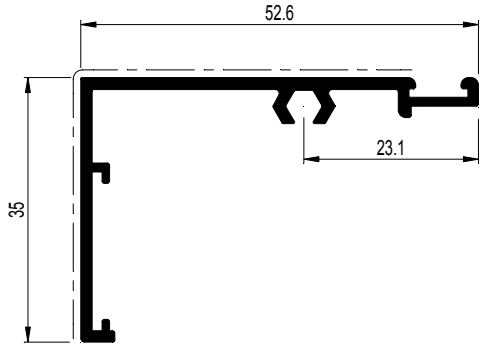

017.0202.XX

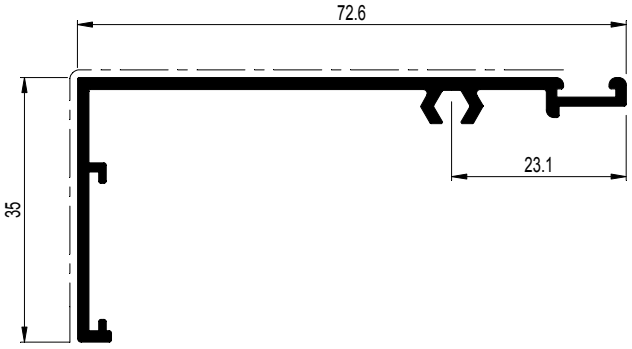

017.0203.XX

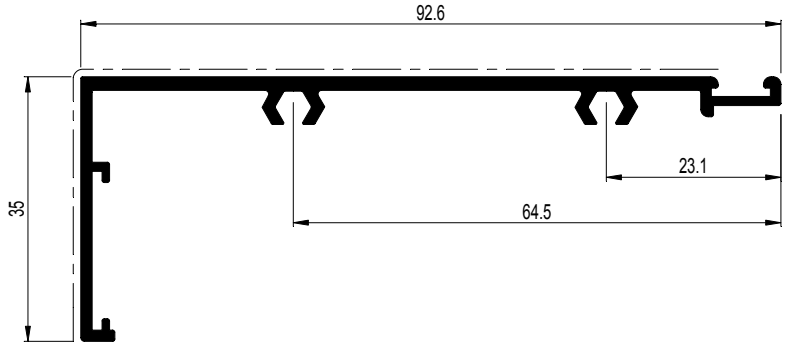

017.0204.XX

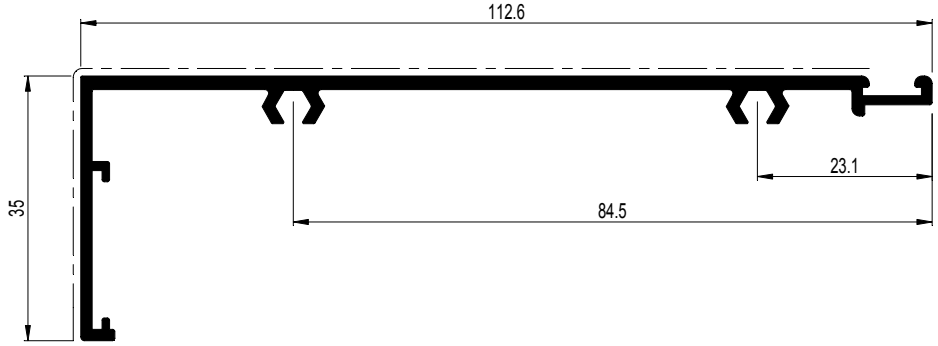

017.0201.XX	017.0202.XX	017.0203.XX	017.0204.XX
021.0245.00	021.0245.00	021.0245.00	021.0245.00
---	---	---	---

D0082097

C

CP 45Pa (GR)

AFWERKINGSPROFIEL
HABILLAGE EXTERIEUR
FACE CAPS
ABDECKPROFIL

	A dm²/m	P dm²/m	Lm	Ix cm⁴	Wx cm³	ax mm	Iy cm⁴	Wy cm³	ay mm
017.0211.XX	23.26	8.9	6.50	1.896	0.694	27.32	6.279	1.684	20.31
017.0212.XX	27.29	10.4	6.50	2.040	0.715	28.53	14.343	3.015	30.03
017.0213.XX	33.07	12.4	6.50	2.153	0.729	29.51	27.316	4.672	39.14
017.0214.XX	37.06	14.3	6.50	2.221	0.739	30.05	45.475	6.580	48.49
017.0216.XX	19.34	6.4	6.50	1.713	0.663	25.82	1.987	0.746	10.97
019.4904.XX	3.90	0.6	6.50	0.004	0.014	2.72	0.034	0.058	4.77

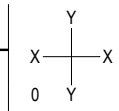

017.0211.XX

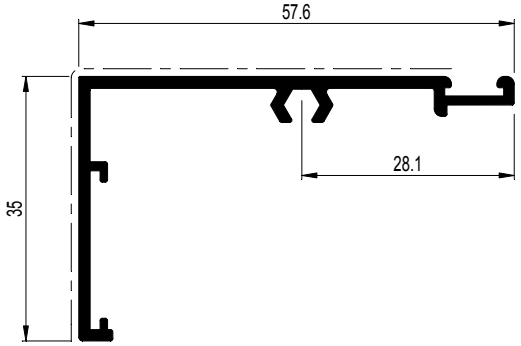

017.0212.XX

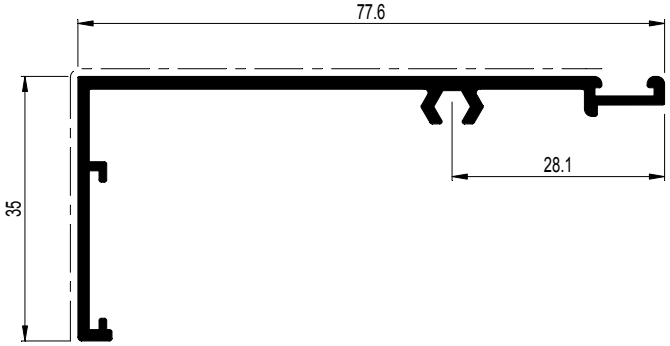

017.0213.XX

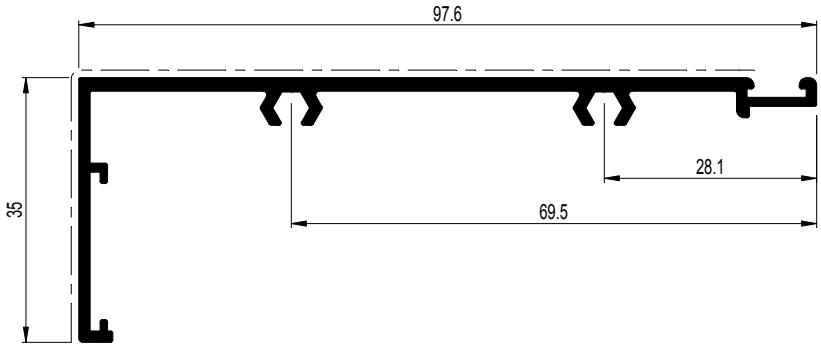

017.0216.XX

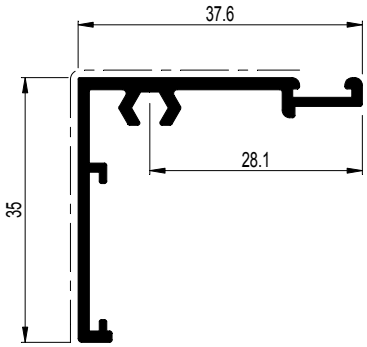

019.4904.XX

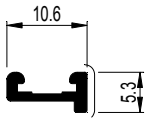

017.0214.XX

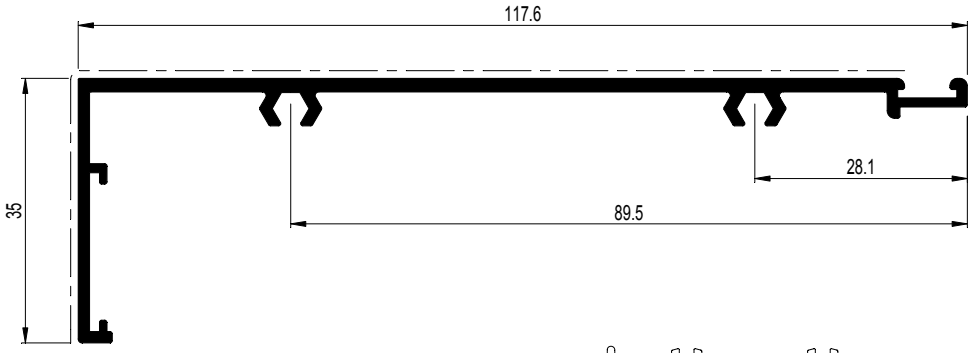

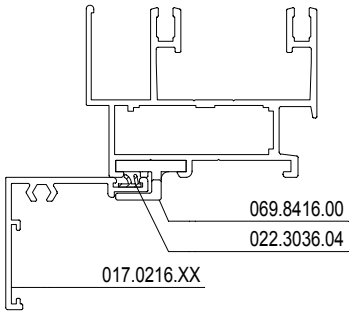

017.0216.XX	
021.0245.00	---
017.0214.XX	
021.0245.00	---
017.0213.XX	
021.0245.00	---
017.0212.XX	
021.0245.00	---
017.0211.XX	
021.0245.00	---

C

D0082098

CP 45Pa (GR)

KOPPELPROFIEL
PROFILE DE RACCORDEMENT
CONNECTION PROFILE
KUPPLUNGSPROFIL

	A dm²/m	P dm²/m	Lm	Ix cm⁴	Wx cm³	ax mm	Iy cm⁴	Wy cm³	ay mm
001.0895.XX	18.66	4.1	7.00	6.969	2.788	25.00	1.271	0.998	12.73
030.0138.00	-	-	7.00	-	-	-	-	-	-

001.0895.XX

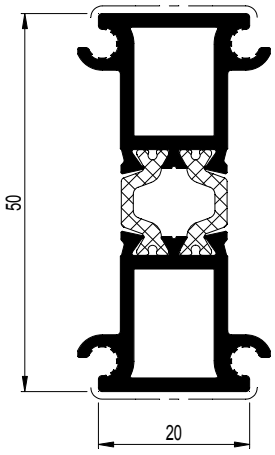

030.0138.00

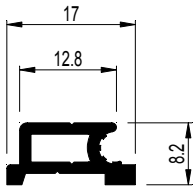

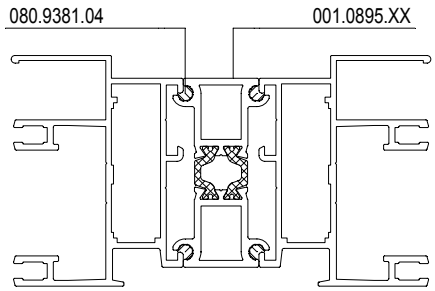

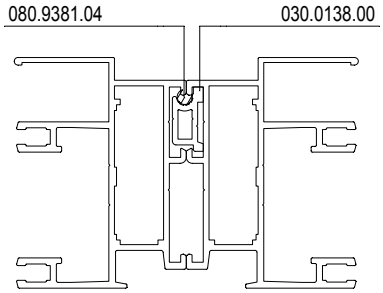

C

D0082099

CP 45Pa (GR)

HOEKPROFIELEN
PROFILES D'ANGLE
CORNER PROFILES
ECKPROFILE

	A dm²/m	P dm²/m	Lm	Ix cm⁴	Wx cm³	ax mm	Iy cm⁴	Wy cm³	ay mm
016.0132.XX	26.45	10.0	7.00	16.089	5.791	27.78	16.077	5.784	27.79
016.0178.XX	20.12	4.2	7.00	6.505	2.406	22.89	3.749	1.567	23.92
016.0179.XX	18.17	2.7	7.00	5.604	2.119	21.90	1.622	0.857	18.94
016.0184.XX	21.94	5.9	7.00	7.875	2.867	24.22	6.674	2.357	28.31

X Y Y X 0

016.0132.XX

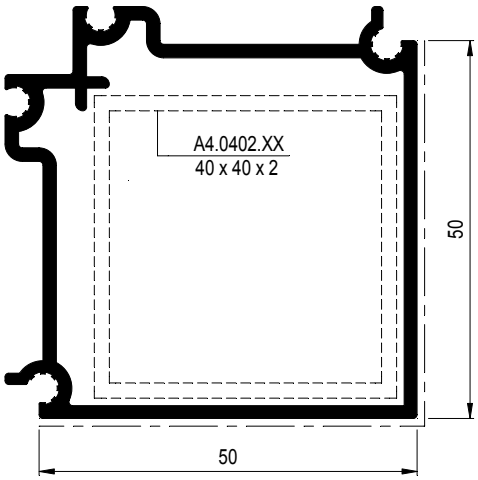

016.0178.XX

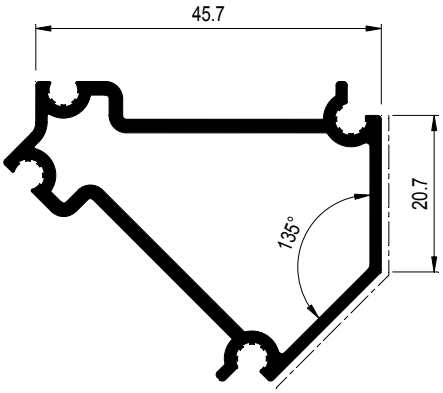

016.0179.XX

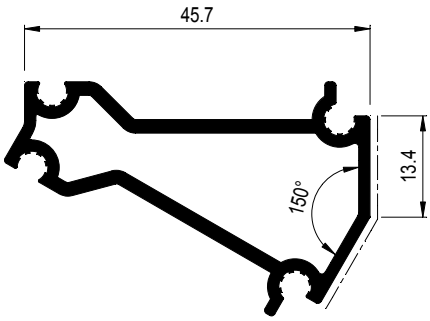

016.0184.XX

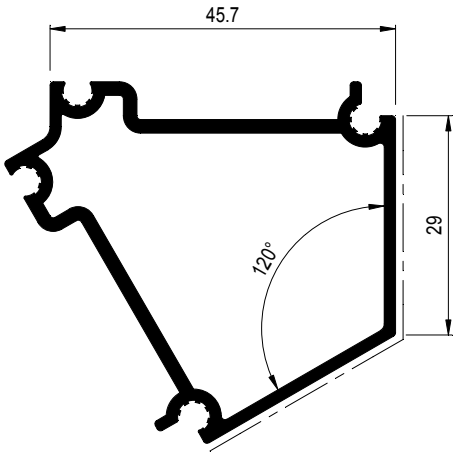

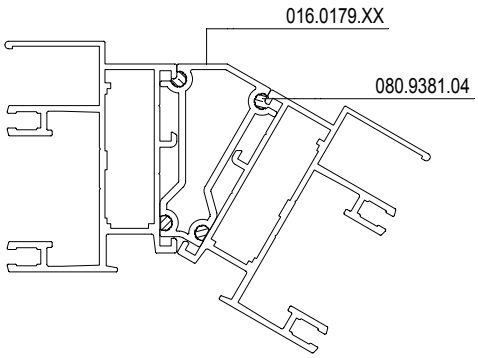

C

D0082100

CP 45Pa (GR)

GLASLATTEN
PARCLOSES
GLAZING BEADS
GLASLEISTEN

	A dm²/m	P dm²/m	Lm	Ix cm⁴	Wx cm³	ax mm	Iy cm⁴	Wy cm³	ay mm
004.3306.XX	12.90	3.4	6.00	0.265	0.197	13.47	0.685	0.521	12.90
004.3307.XX	10.11	2.6	6.00	0.259	0.187	13.88	0.443	0.281	10.22
004.3309.XX	15.13	3.7	6.00	0.389	0.338	11.53	0.684	0.469	14.61
004.3312.XX	15.14	3.4	6.00	0.316	0.252	12.55	0.685	0.508	13.48
004.3328.XX	8.85	2.4	6.00	0.261	0.190	13.71	0.382	0.231	9.44

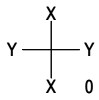

004.3306.XX

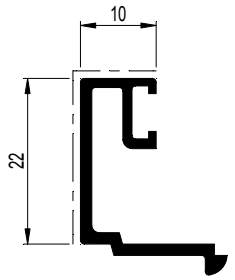

004.3307.XX

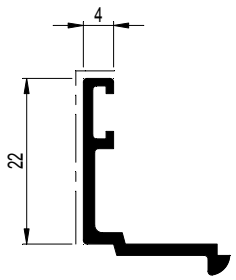

004.3309.XX

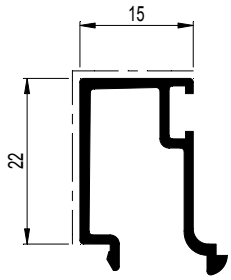

004.3312.XX

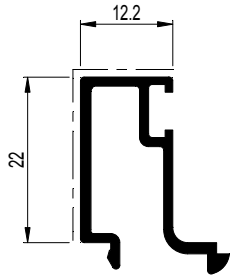

004.3328.XX

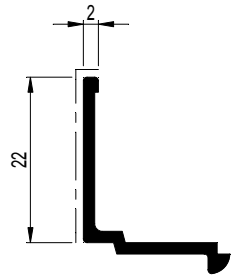

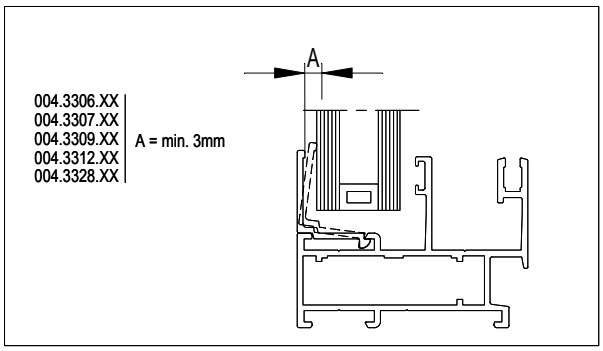

D0082101

C

E

Reynaers Aluminium

Werktekeningen

Coupes et débits

Work drawings

Werkzeichnungen

CP 45Pa (GR)

OVERZICHT
APERCU
OVERVIEW
UEBERSICHT

	SCHUIFRAAM 2-RAIL FENETRE COULISSANTE 2-RAIL	SLIDING WINDOW 2-RAIL SCHIEBEFENSTER 2-RAIL

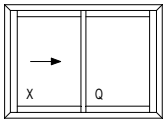

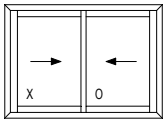

	2-RAIL 2-RAIL	2-RAIL 2-RAIL

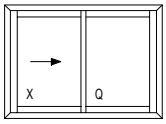

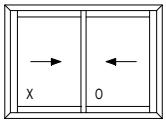

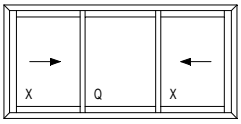

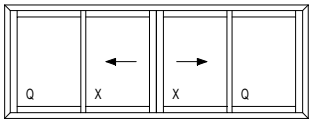

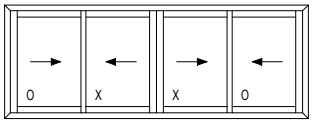

	2-RAIL FLAT BOTTOM 2-RAIL FLAT BOTTOM	2-RAIL FLAT BOTTOM 2-RAIL FLAT BOTTOM

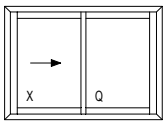

E

X : PRIMAIRE VLEUGEL Q : VASTE VLEUGEL O : SECUNDAIRE VLEUGEL	X : OUVRANT PRIMAIRE Q : OUVRANT FIXE O : OUVRANT SECONDAIRE
X : PRIMARY SLIDING VENT Q : FIXED VENT O : SECUNDARY SLIDING VENT	X : GANGFLUEGEL Q : FESTER FLUEGEL O : STANDFLUEGEL

schaal - échelle
scale - Maßstab
1/2

D0083510

	3-RAIL 3-RAIL	3-RAIL 3-RAIL

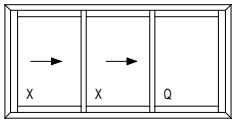

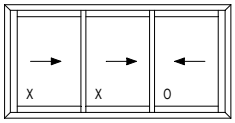

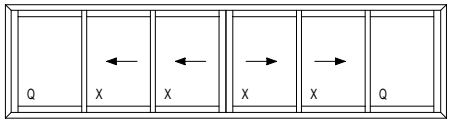

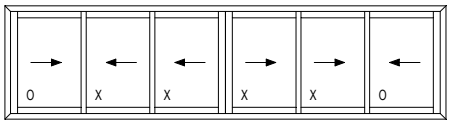

	3-RAIL FLAT BOTTOM 3-RAIL FLAT BOTTOM	3-RAIL FLAT BOTTOM 3-RAIL FLAT BOTTOM

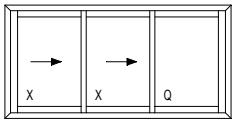

	4-RAIL 4-RAIL	4-RAIL 4-RAIL

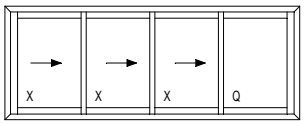

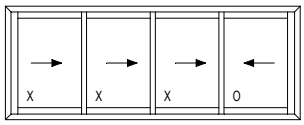

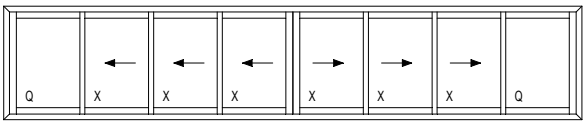

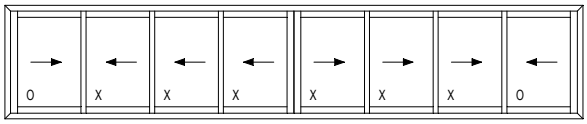

	4-RAIL FLAT BOTTOM 4-RAIL FLAT BOTTOM	4-RAIL FLAT BOTTOM 4-RAIL FLAT BOTTOM

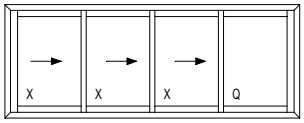

schaal - échelle
scale - Maßstab
1/2

D0083510

E

CP 45Pa (GR)

OVERZICHT
APERCU
OVERVIEW
UEBERSICHT

	SCHUIFRAAM MONORAIL FENETRE COULISSANTE MONORAIL	SLIDING WINDOW MONORAIL SCHIEBEFENSTER MONORAIL



	MONORAIL MONORAIL	MONORAIL MONORAIL

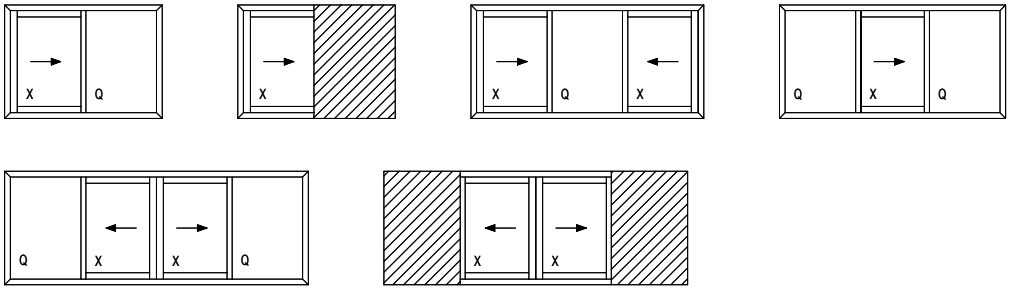

	MOSQUITO MOSQUITO	MOSQUITO MOSQUITO

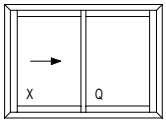

X : PRIMAIRE VLEUGEL Q : VASTE VLEUGEL O : SECUNDAIRE VLEUGEL	X : OUVRANT PRIMAIRE Q : OUVRANT FIXE O : OUVRANT SECONDAIRE
X : PRIMARY SLIDING VENT Q : FIXED VENT O : SECUNDARY SLIDING VENT	X : GANGFLUEGEL Q : FESTER FLUEGEL O : STANDFLUEGEL

schaal - échelle
scale - Maßstab
1/2

D0083511

E

schaal - échelle
scale - Maßstab
1/2

D0083511

CP 45Pa (GR)

SCHUIFRAAM XQ
FENETRE COULISSANTE XQ
SLIDING WINDOW XQ
SCHIEBEFENSTER XQ

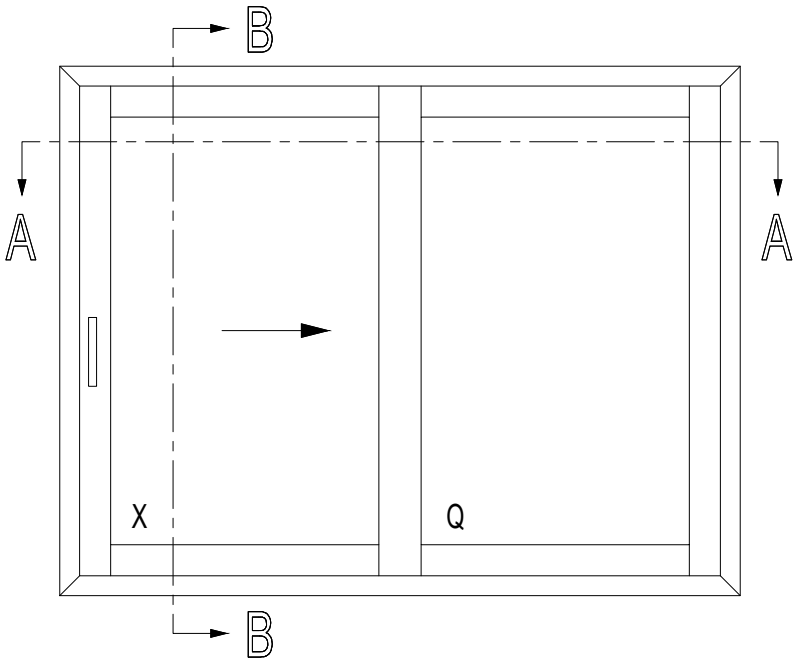

		#	
068.6411.00		4	36.G....
037.4408.--		8	36.G....
062.7105.--		1	36.G....
062.7870.--		1	36.G....
062.8001.17		1	36.G....
062.7106.XX		1	36.G....
021.5180.04		4	36.G....
021.3004.SY		2	36.G....
021.5135.XX		2	36.G....
062.7882.04		4	36.G....
021.1073.--		1	36.G....
021.1170.--		1	36.G....
021.3209.04		36.F....	36.G....
033.0102.--		1/300mm	36.G....
022.7068.07		(2xB)+(6xH)	36.G....
021.5078.07		16	36.G....
062.7883.04		2	36.G....
021.3187.04		1	36.G....
021.3211.04		4	36.G....
022.1129.04		(2xB)+(4xH)	36.G....
021.5097.04		2	36.G....

A - A

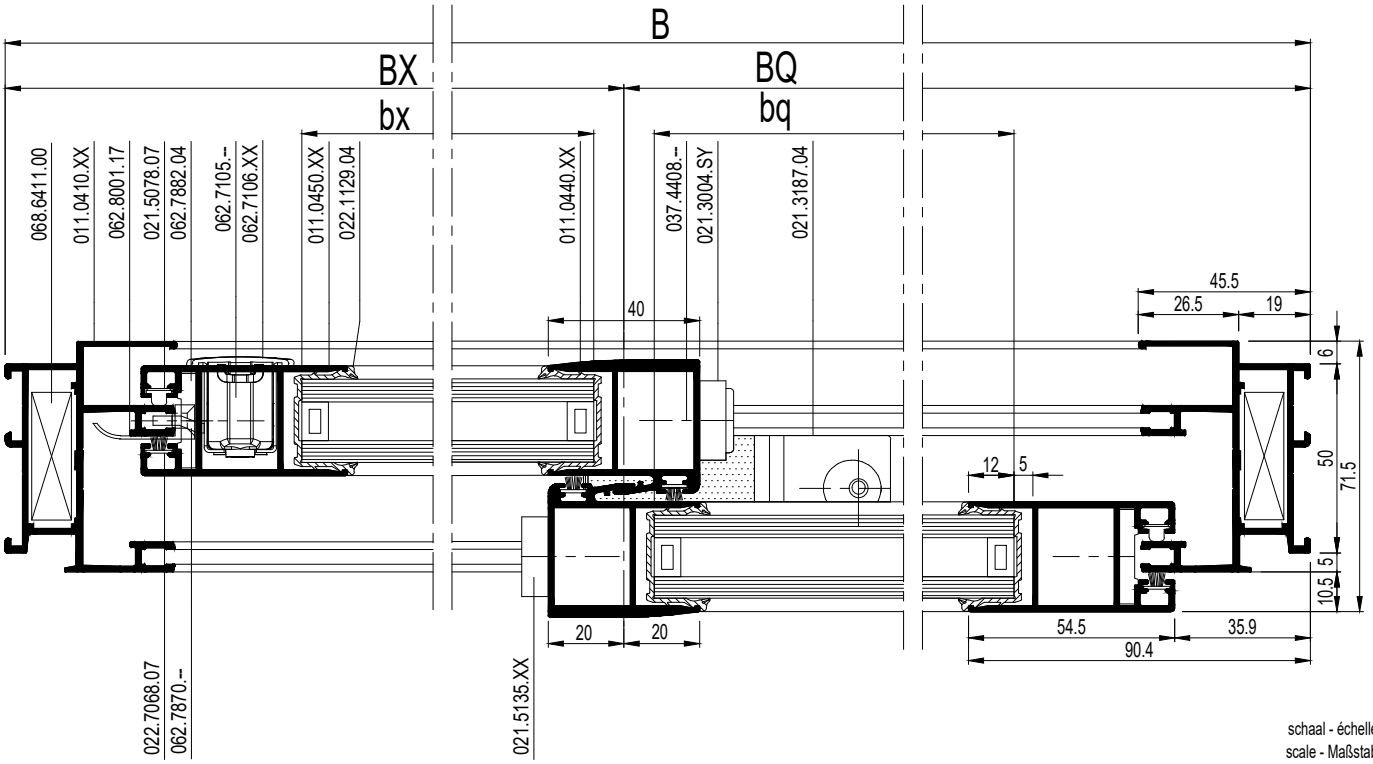

schaal - échelle
scale - Maßstab
1/2

D0082660

E

CP 45Pa (GR)

SCHUIFRAAM XQ
FENETRE COULISSANTE XQ
SLIDING WINDOW XQ
SCHIEBEFENSTER XQ

		#	Lm	
011.0410.XX		2	B	36.C....
		2	H	
011.0450.XX		2	H - 71.8	36.C....
011.0440.XX		2	H - 71.8	36.C....
011.0461.XX		2	BX - 33.4	36.C....
		2	BQ - 33.4	
011.0486.XX		1	B	36.C....
011.4631.--		1	B - 72	36.C....

bx = BX - 89.4
bq = BQ - 89.4
h = H - 162.8

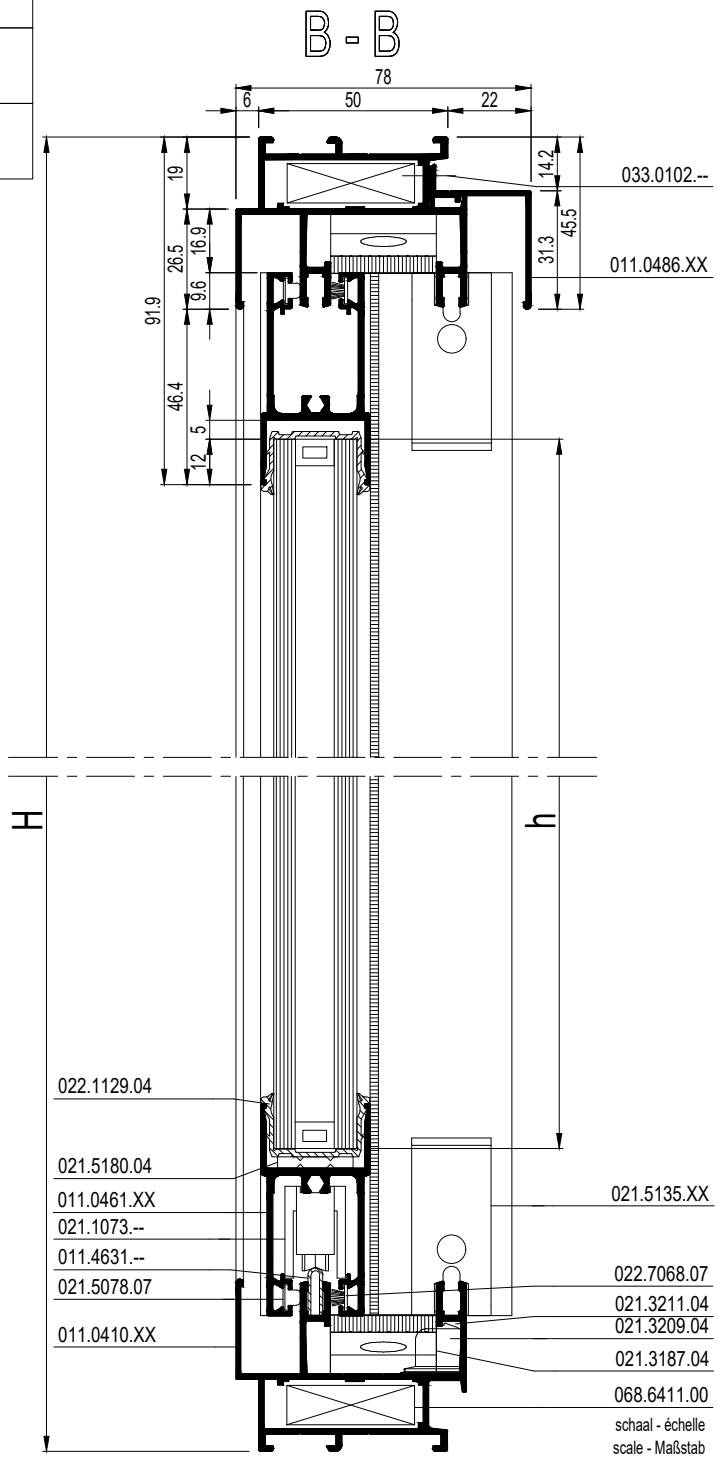

VLEUGELGEWICHT POIDS DU VANTAIL WEIGHT OF THE VENT FLUEGELGEWICHT	MAX. 60KG

D0082660

E

CP 45Pa (GR)

SCHUIFRAAM XO
FENETRE COULISSANTE XO
SLIDING WINDOW XO
SCHIEBEFENSTER XO

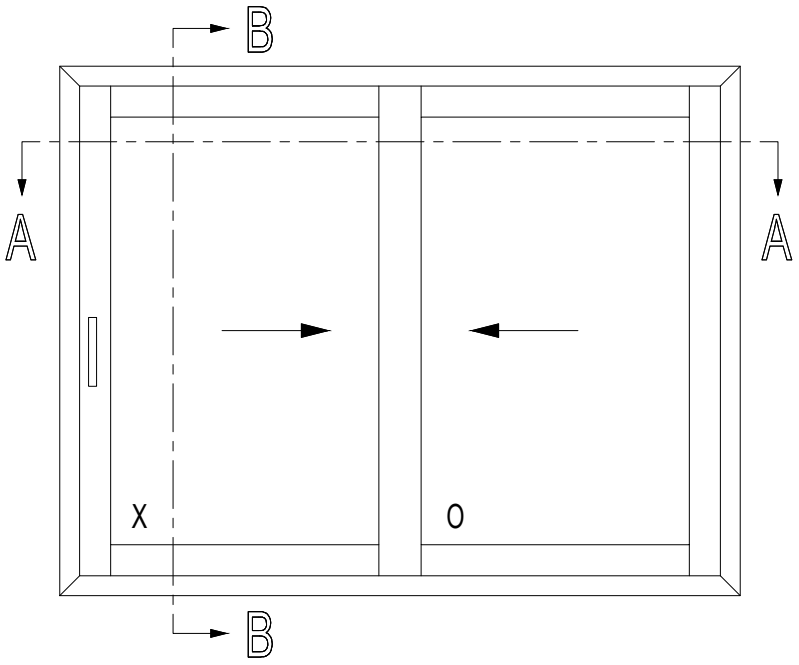

		#	
068.6411.00		4	36.G....
037.4408.--		8	36.G....
062.7105.--		2	36.G....
062.7870.--		2	36.G....
062.8001.17		2	36.G....
062.7106.XX		2	36.G....
021.5180.04		4	36.G....
021.3004.SY		4	36.G....
062.7882.04		4	36.G....
021.1073.--		2	36.G....
021.1170.--		2	36.G....
021.3209.04		36.F....	36.G....
033.0102.--		1/300mm	36.G....
022.7068.07		(2xB)+(6xH)	36.G....
021.5078.07		16	36.G....
062.7883.04		4	36.G....
021.3187.04		1	36.G....
021.3211.04		4	36.G....
022.1129.04		(2xB)+(4xH)	36.G....

A - A

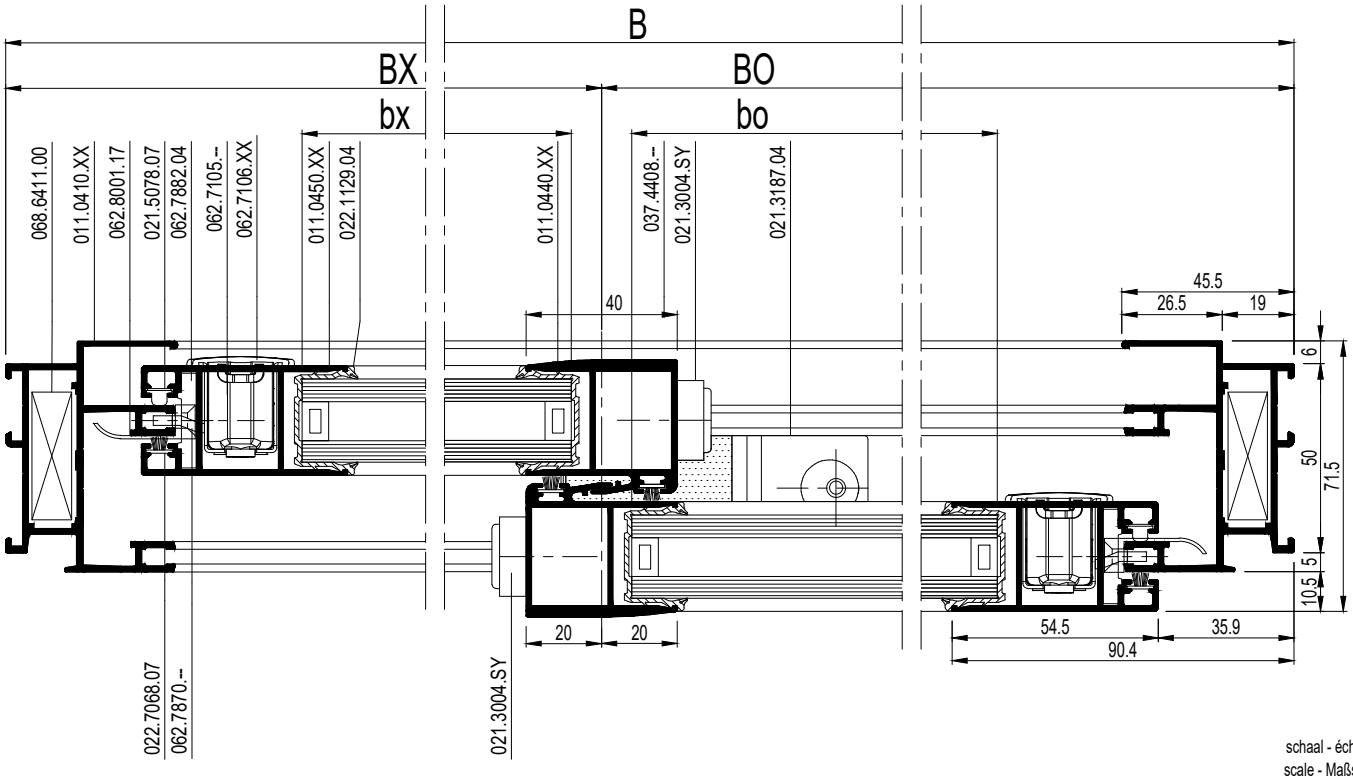

schaal - échelle
scale - Maßstab
1/2

D0082674

E

CP 45Pa (GR)

SCHUIFRAAM XO
FENETRE COULISSANTE XO
SLIDING WINDOW XO
SCHIEBEFENSTER XO

			#	Lm	
011.0410.XX			2	B	36.C....
			2	H	
011.0450.XX			2	H - 71.8	36.C....
011.0440.XX			2	H - 71.8	36.C....
011.0461.XX			2	BX - 33.4	36.C....
			2	BQ - 33.4	
011.0486.XX			1	B	36.C....
011.4631.--			2	B - 72	36.C....

bx = BX - 89.4
bq = BQ - 89.4
h = H - 162.8

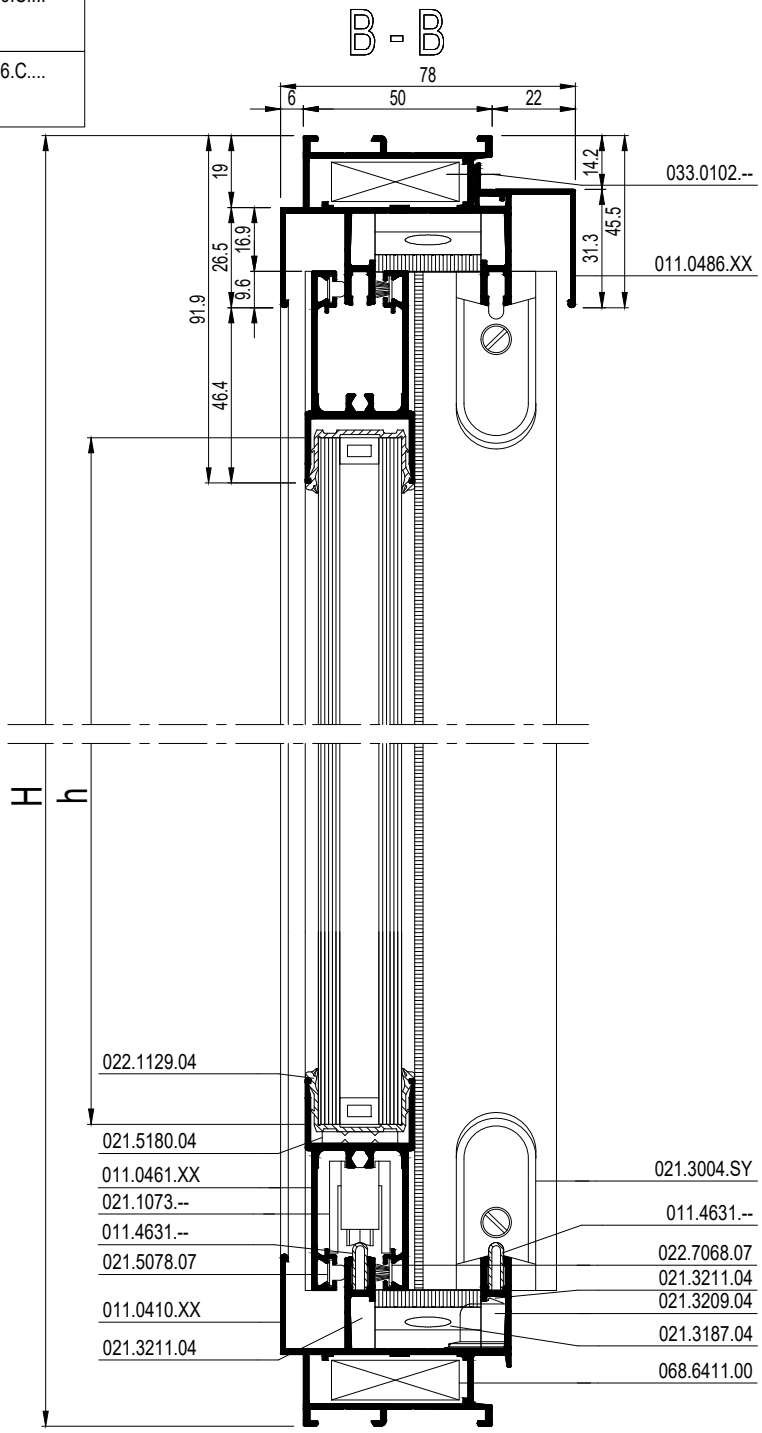

VLEUGELGEWICHT POIDS DU VANTAIL WEIGHT OF THE VENT FLUEGELGEWICHT	MAX. 60KG

D0082674

E

CP 45Pa (GR)

2-RAIL XQ
2-RAIL XQ
2-RAIL XQ
2-RAIL XQ

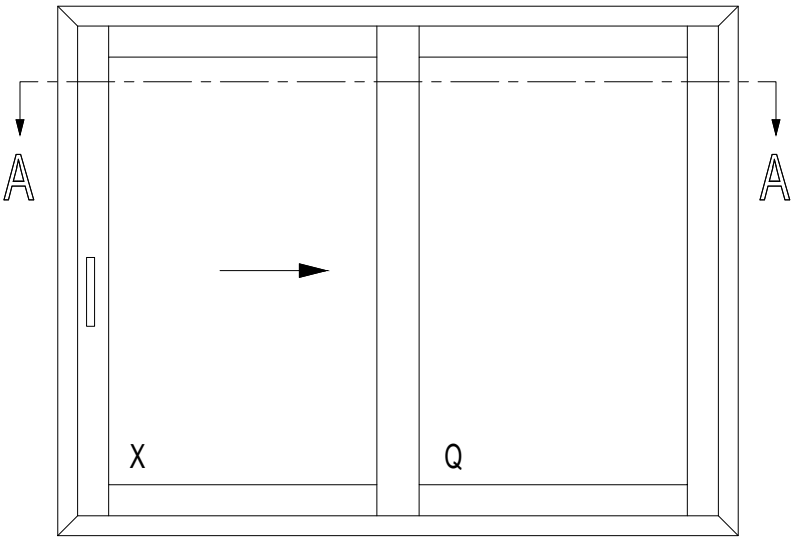

A - A

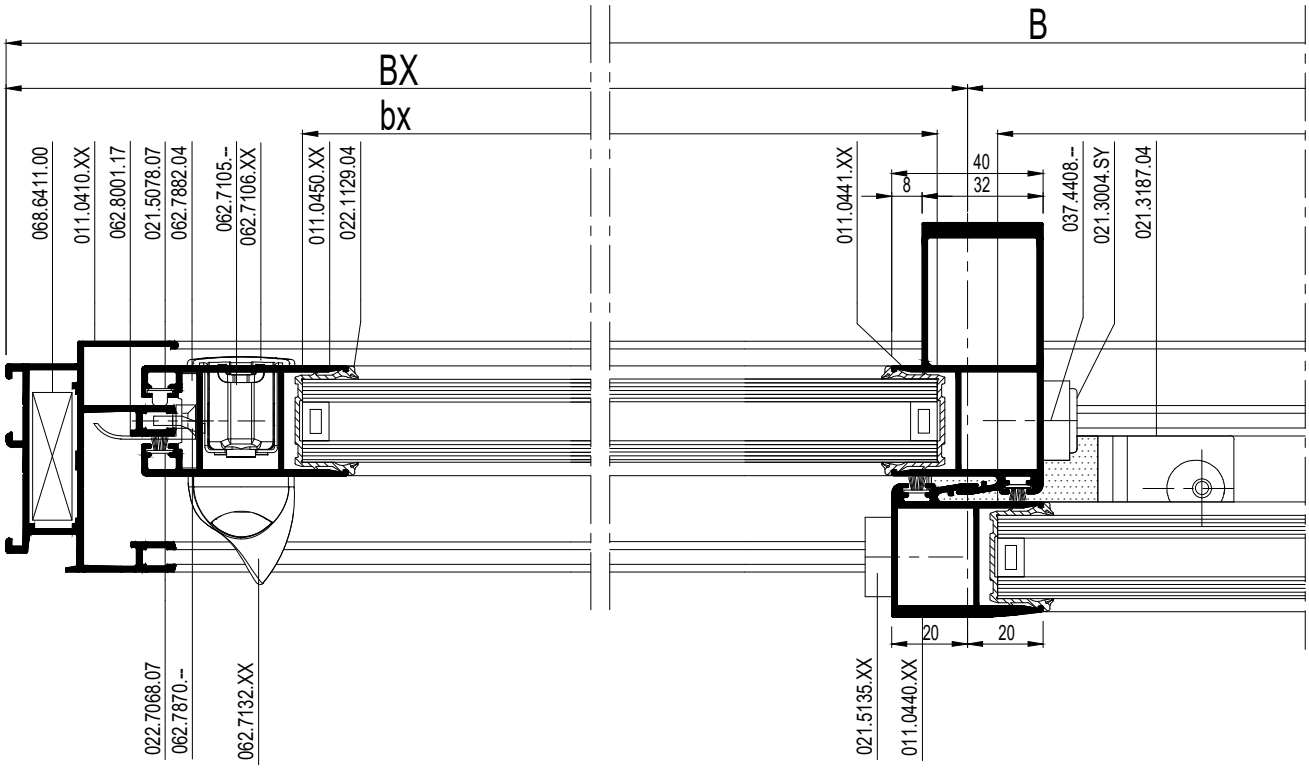

schaal - échelle
scale - Maßstab
1/2

D0082667

E

CP 45Pa (GR)

2-RAIL XQ
2-RAIL XQ
2-RAIL XQ
2-RAIL XQ

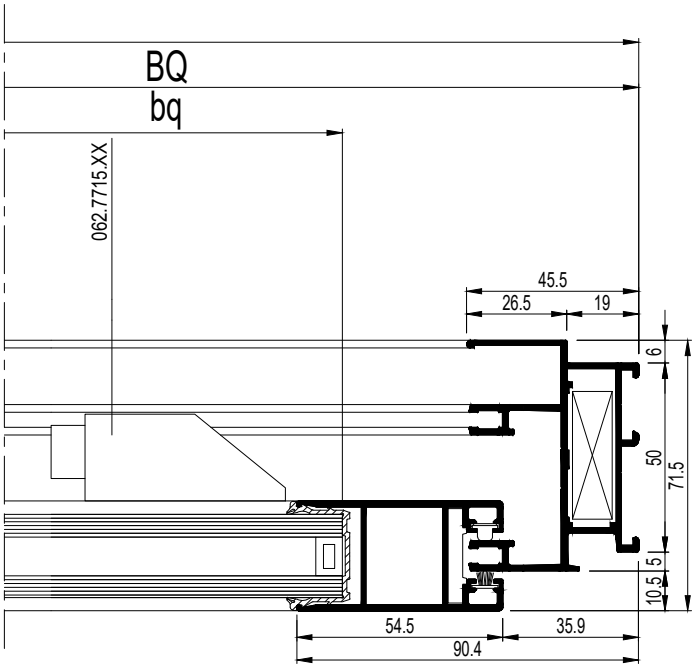

schaal - échelle
scale - Maßstab
1/2

D0082667

E

CP 45Pa (GR)

2-RAIL XQ
2-RAIL XQ
2-RAIL XQ
2-RAIL XQ

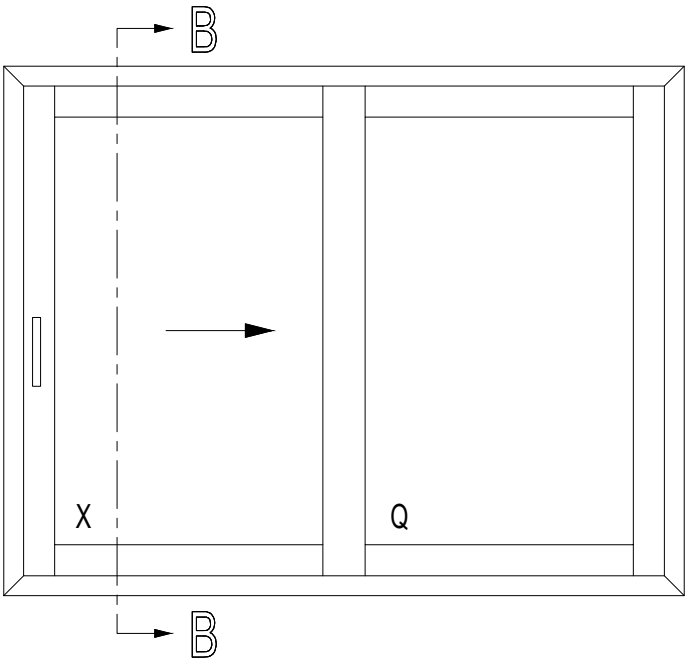

		#	Lm	
011.0410.XX		2	B	36.C....
		2	H	
011.0450.XX		2	H - 71.8	36.C....
011.0440.XX		1	H - 71.8	36.C....
011.0441.XX		1	H - 71.8	36.C....
011.0461.XX		2	BX - 33.4	36.C....
		2	BQ - 33.4	
011.0486.XX		1	B	36.C....
011.4631.--		1	B - 72	36.C....

		#	
068.6411.00		4	36.G....
037.4408.--		8	36.G....
062.7105.--		1	36.G....
062.7870.--		1	36.G....
062.8001.17		1	36.G....
062.7106.XX		1	36.G....
062.7132.XX		1	36.G....
021.5180.04		4	36.G....
021.3004.SY		2	36.G....
021.5135.XX		2	36.G....
062.7882.04		4	36.G....
021.1072.--		1	36.G....
021.1177.--		1	36.G....
062.7715.XX		1	36.G....
050.5051.--		1	36.G....
021.3209.04		36.F....	36.G....
033.0102.--		1/300mm	36.G....
022.7068.07		(2xB)+(6xH)	36.G....
021.5078.07		16	36.G....
062.7883.04		2	36.G....
021.3187.04		1	36.G....
021.3211.04		4	36.G....
022.1129.04		(2xB)+(4xH)	36.G....
021.5097.04		2	36.G....

bx = BX - 89.4
bq = BQ - 89.4
h = H - 162.8

E

schaal - échelle
scale - Maßstab
1/2

D0082669

CP 45Pa (GR)

2-RAIL XQ
2-RAIL XQ
2-RAIL XQ
2-RAIL XQ

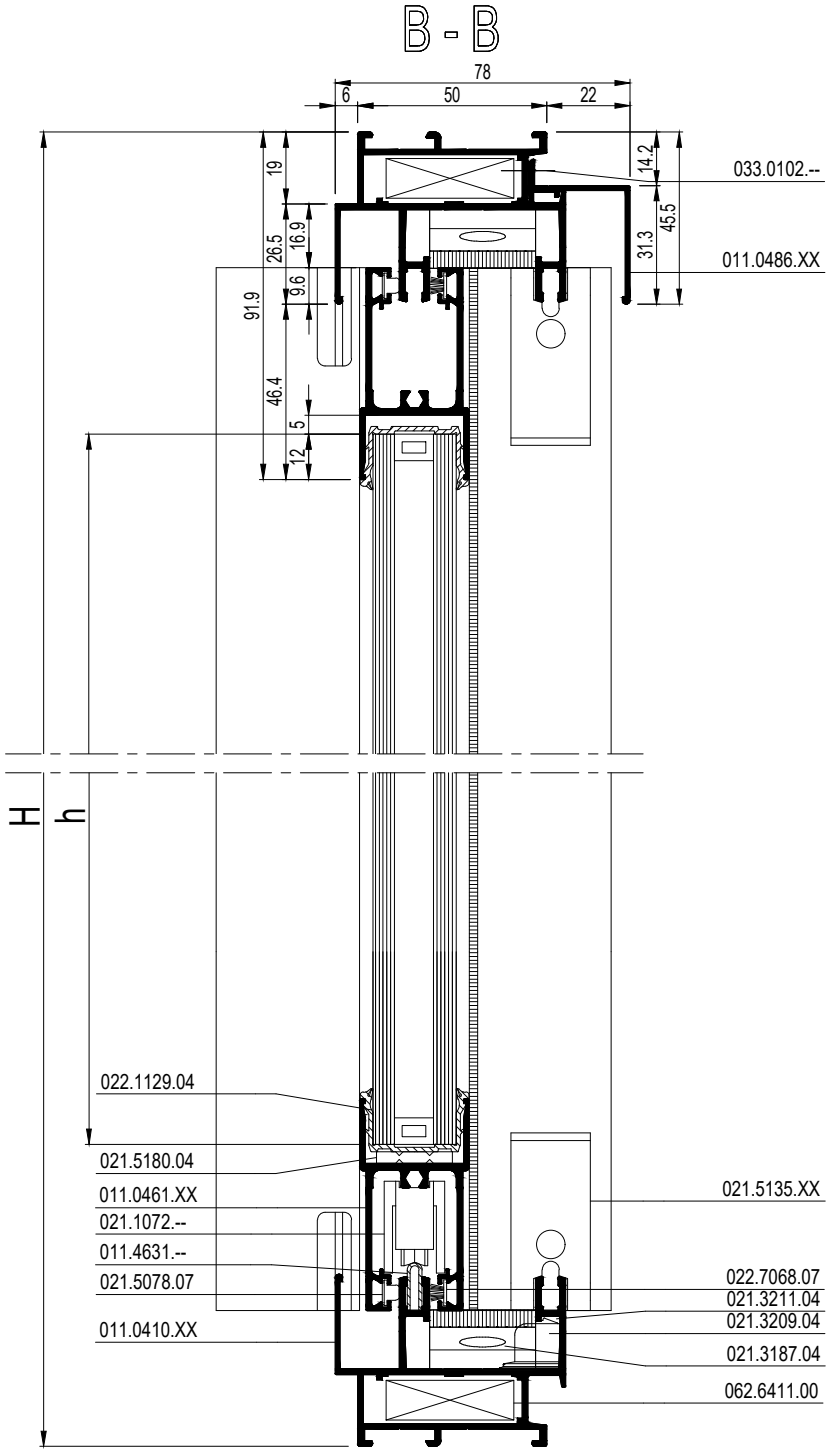

VLEUGELGEWICHT POIDS DU VANTAIL WEIGHT OF THE VENT FLUEGELGEWICHT	MAX. 120KG

schaal - échelle
scale - Maßstab
1/2

D0082669

E

CP 45Pa (GR)

2-RAIL XO
2-RAIL XO
2-RAIL XO
2-RAIL XO

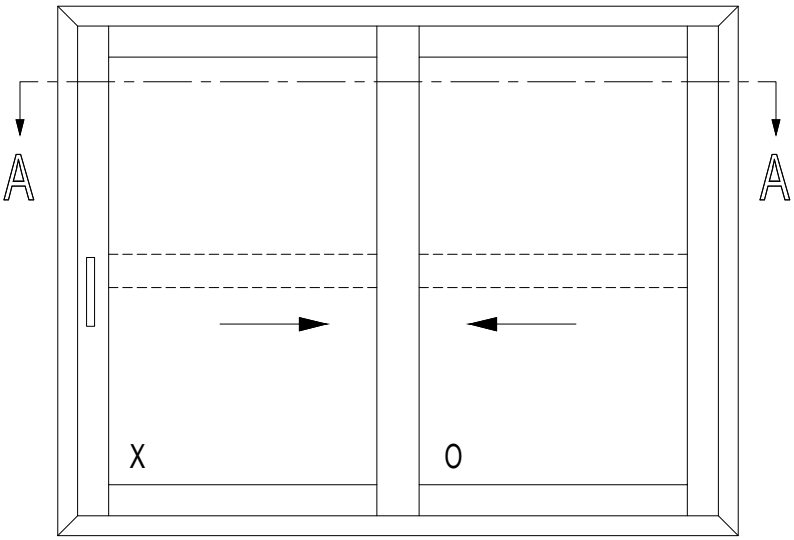

A - A

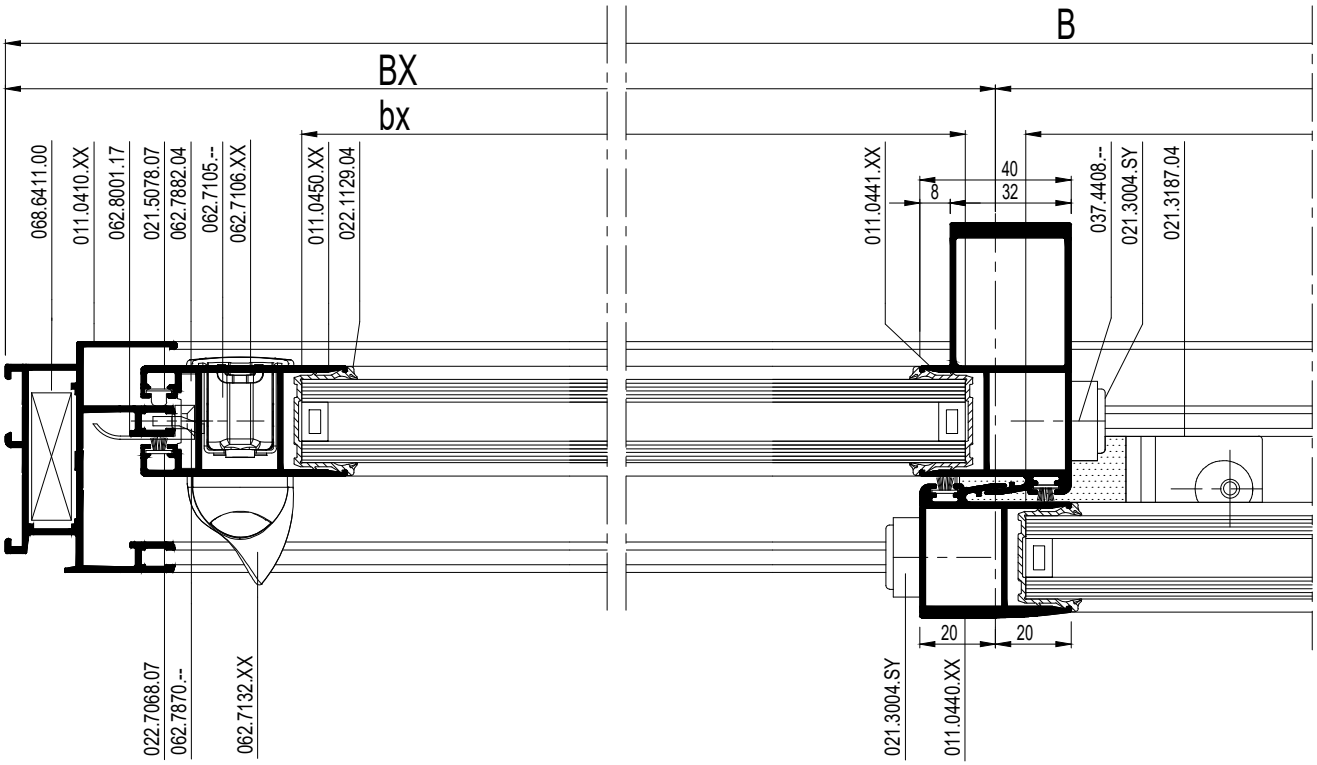

schaal - échelle
scale - Maßstab
1/2

D0082679

E

CP 45Pa (GR)

2-RAIL XO
2-RAIL XO
2-RAIL XO
2-RAIL XO

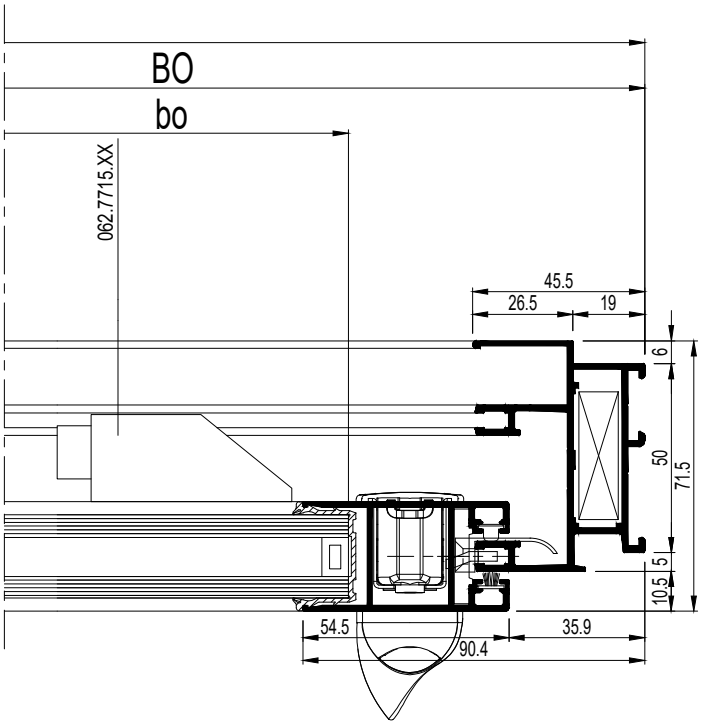

schaal - échelle
scale - Maßstab
1/2

D0082679

E

CP 45Pa (GR)

2-RAIL XO
2-RAIL XO
2-RAIL XO
2-RAIL XO

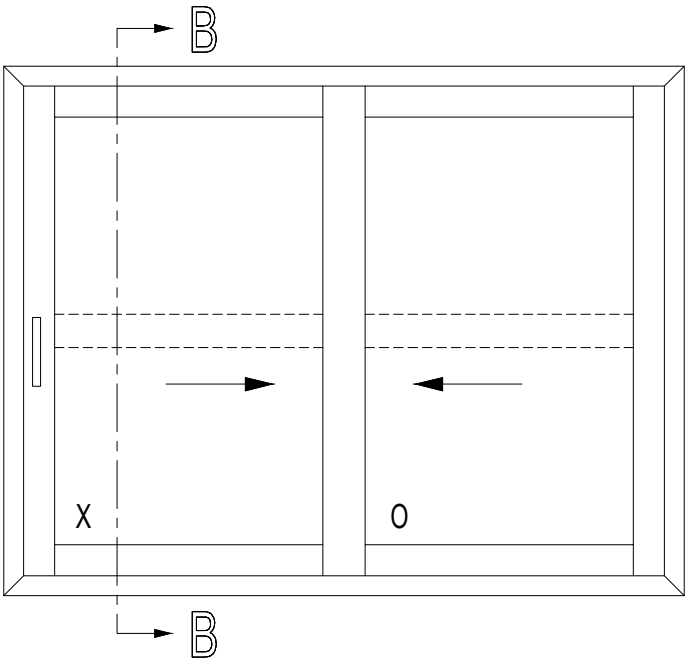

		#	Lm	
011.0410.XX		2	B	36.C....
		2	H	
011.0450.XX		2	H - 71.8	36.C....
011.0440.XX		1	H - 71.8	36.C....
011.0441.XX		1	H - 71.8	36.C....
011.0461.XX		2	BX - 33.4	36.C....
		2	BO - 33.4	
011.0486.XX		1	B	36.C....
011.4631.--		2	B - 72	36.C....

met dwarsstijl
avec traverse
with transom
mit Sprossenprofil
+

011.0460.XX		1	BX - 76.4	23.C. ...
		1	BO - 76.4	

		#	
068.6411.00		4	36.G....
037.4408.--		8	36.G....
062.7105.--		2	36.G....
062.7870.--		2	36.G....
062.8001.17		2	36.G....
062.7106.XX		2	36.G....
062.7132.XX		2	36.G....
021.5180.04		4	36.G....
021.3004.SY		4	36.G....
062.7882.04		4	36.G....
021.1072.--		2	36.G....
021.1177.--		2	36.G....
062.7715.XX		1	36.G....
050.5051.--		1	36.G....
021.3209.04		36.F....	36.G....
033.0102.--		1/300mm	36.G....
022.7068.07		(4xB)+(6xH)	36.G....
021.5078.07		16	36.G....
062.7883.04		4	36.G....
021.3187.04		1	36.G....
021.3211.04		4	36.G....
022.1129.04		(2xB)+(4xH)	36.G....

met dwarsstijl
avec traverse
with transom
mit Sprossenprofil
+

037.4408.--		4	36.G....
021.5180.04		4	36.G....
021.5044.SY		4	36.G....
022.1129.04		2xB	36.G....

bx = BX - 89.4
bo = BO - 89.4
h = H - 162.8

met dwarsstijl
avec traverse
with transom
mit Sprossenprofil

t1 = T1 - 102.9
t2 = T2 - 102.9

schaal - échelle
scale - Maßstab
1/2

D0082681

E

CP 45Pa (GR)

2-RAIL XO
2-RAIL XO
2-RAIL XO
2-RAIL XO

B - B

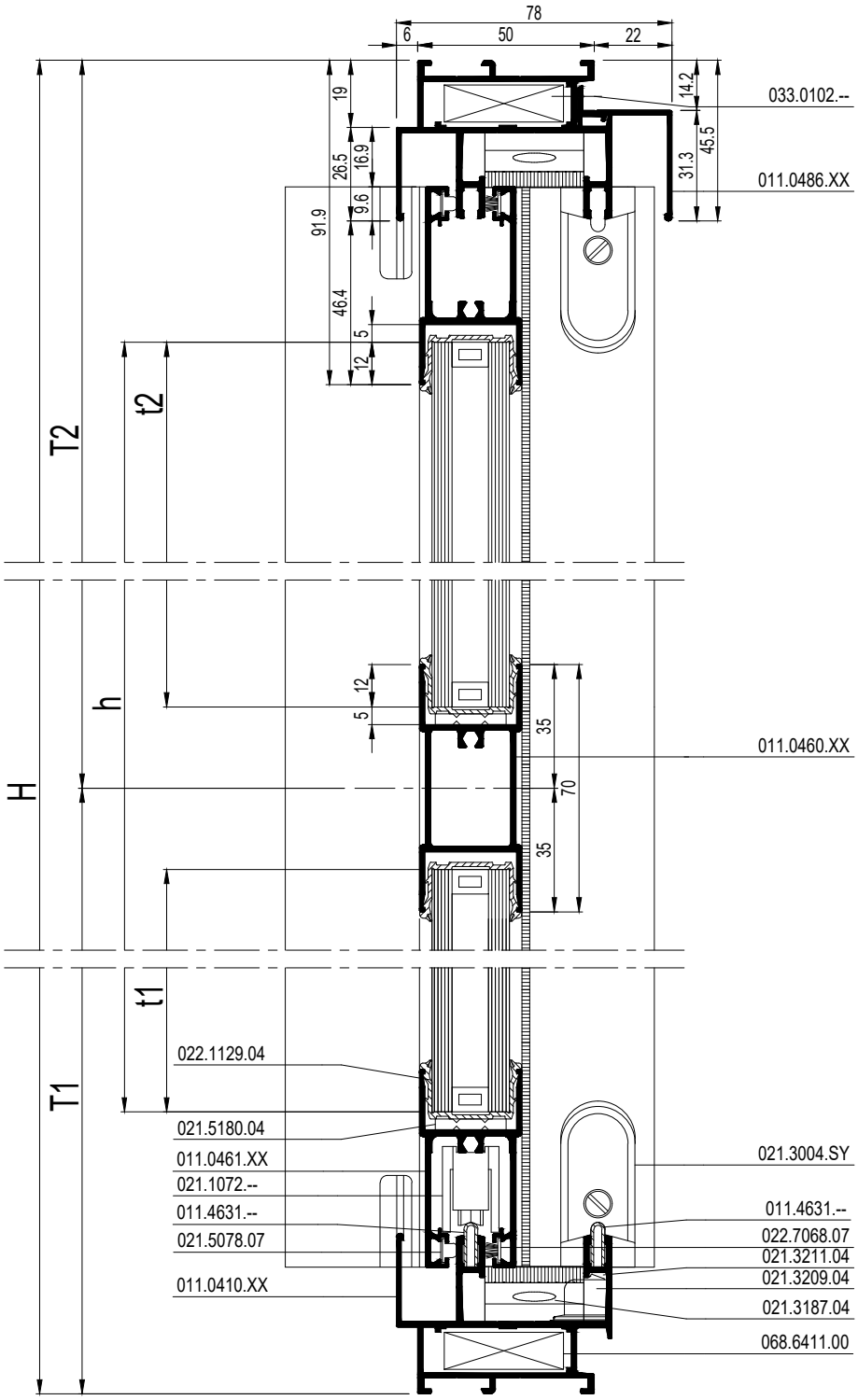

VLEUGELGEWICHT POIDS DU VANTAIL WEIGHT OF THE VENT FLUEGELGEWICHT	MAX. 120KG

schaal - échelle
scale - Maßstab
1/2

D0082681

E

CP 45Pa (GR)

2-RAIL XO
2-RAIL XO
2-RAIL XO
2-RAIL XO

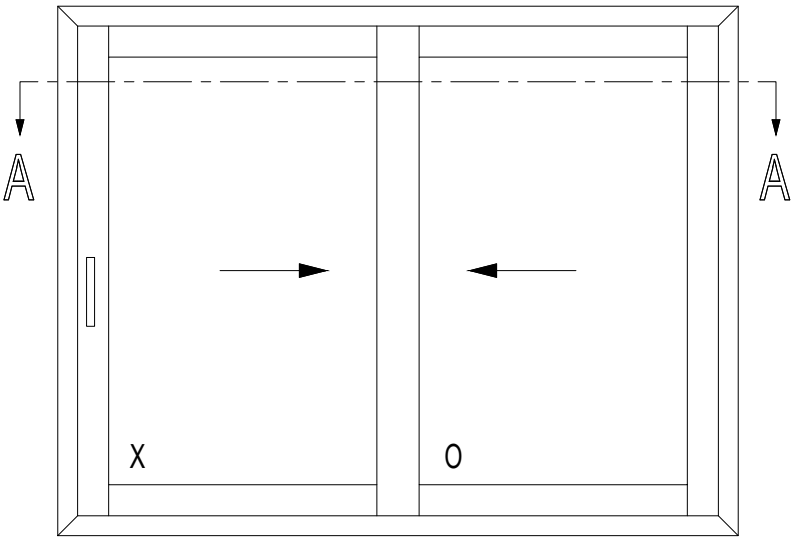

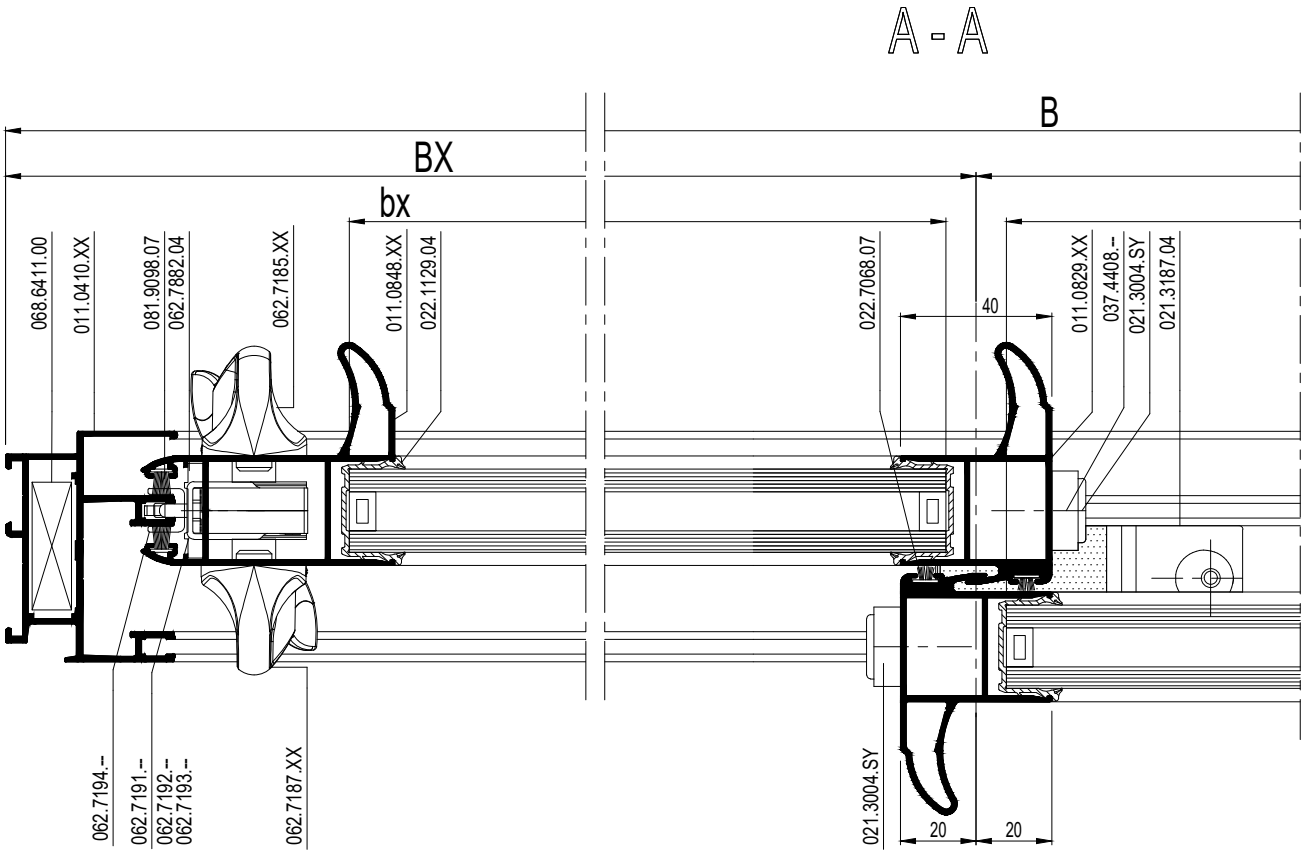

schaal - échelle
scale - Maßstab
1/2
D0082682

E

CP 45Pa (GR)

2-RAIL XO
2-RAIL XO
2-RAIL XO
2-RAIL XO

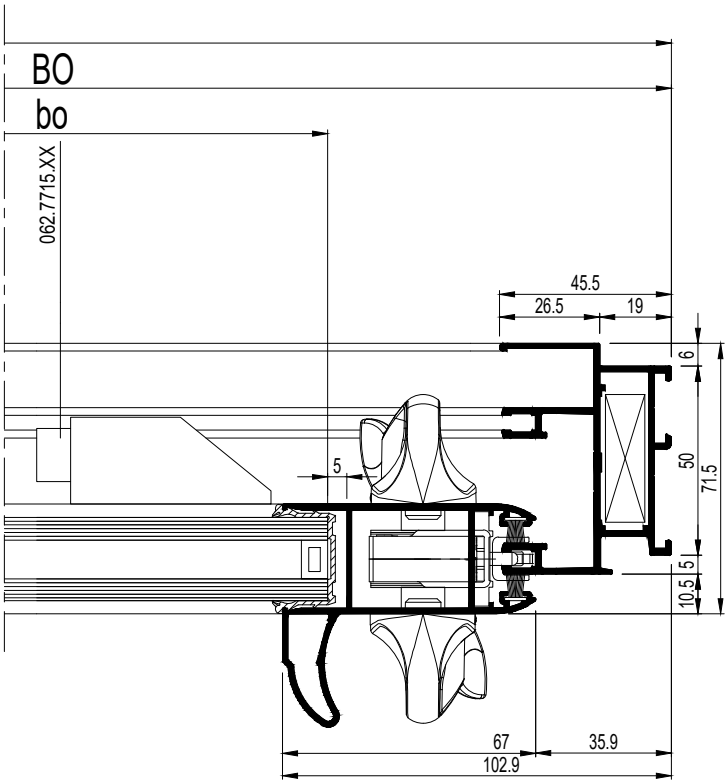

schaal - échelle
scale - Maßstab
1/2

D0082682

E

CP 45Pa (GR)

2-RAIL XO
2-RAIL XO
2-RAIL XO
2-RAIL XO

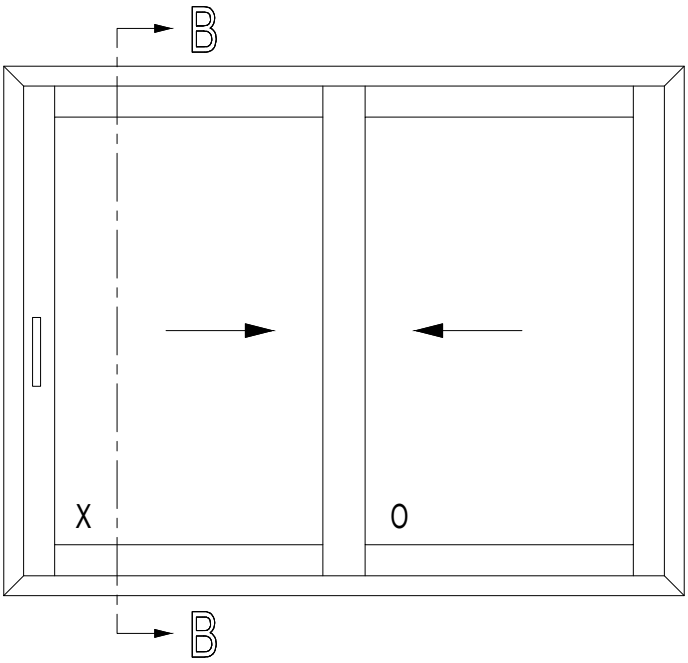

			#	Lm	
011.0410.XX			2	B	36.C....
			2	H	
011.0848.XX			2	H - 71.8	36.C....
011.0829.XX			2	H - 71.8	36.C....
011.0461.XX			2	BX - 35.1	36.C....
			2	BQ - 35.1	
011.0486.XX			1	B	36.C....
011.4631.--			2	B - 72	36.C....

bx = BX - 101.9
bo = BO - 101.9
h = H - 162.8

		#	
068.6411.00		4	36.G....
037.4408.--		8	36.G....
062.7191.--		2	36.G....
062.7192.--		2	36.G....
062.7193.--		2	36.G....
052.5312.--		8	36.G....
062.7194.--		6	36.G....
052.5311.--		12	36.G....
062.7185.XX		2	36.G....
062.7187.XX		2	36.G....
062.7195.--		2	36.G....
061.6970.XX		4	36.G....
052.5312.--		8	36.G....
021.5180.04		4	36.G....
021.3004.SY		4	36.G....
062.7882.04		4	36.G....
021.1072.--		2	36.G....
021.1177.--		2	36.G....
062.7715.XX		1	36.G....
050.5151.--		1	36.G....
021.3209.04		16.F....	36.G....
033.0102.--		1/300mm	36.G....
062.7787.SY		4	36.G....
022.7068.07		(4xB)+(2xH)	36.G....
081.9098.07		4xH	36.G....
021.5078.07		16	36.G....
021.3187.04		1	36.G....
021.3211.04		4	36.G....
022.1129.04		(2xB)+(4xH)	36.G....

E

schaal - échelle
scale - Maßstab
1/2

D0082685

CP 45Pa (GR)

2-RAIL XO
2-RAIL XO
2-RAIL XO
2-RAIL XO

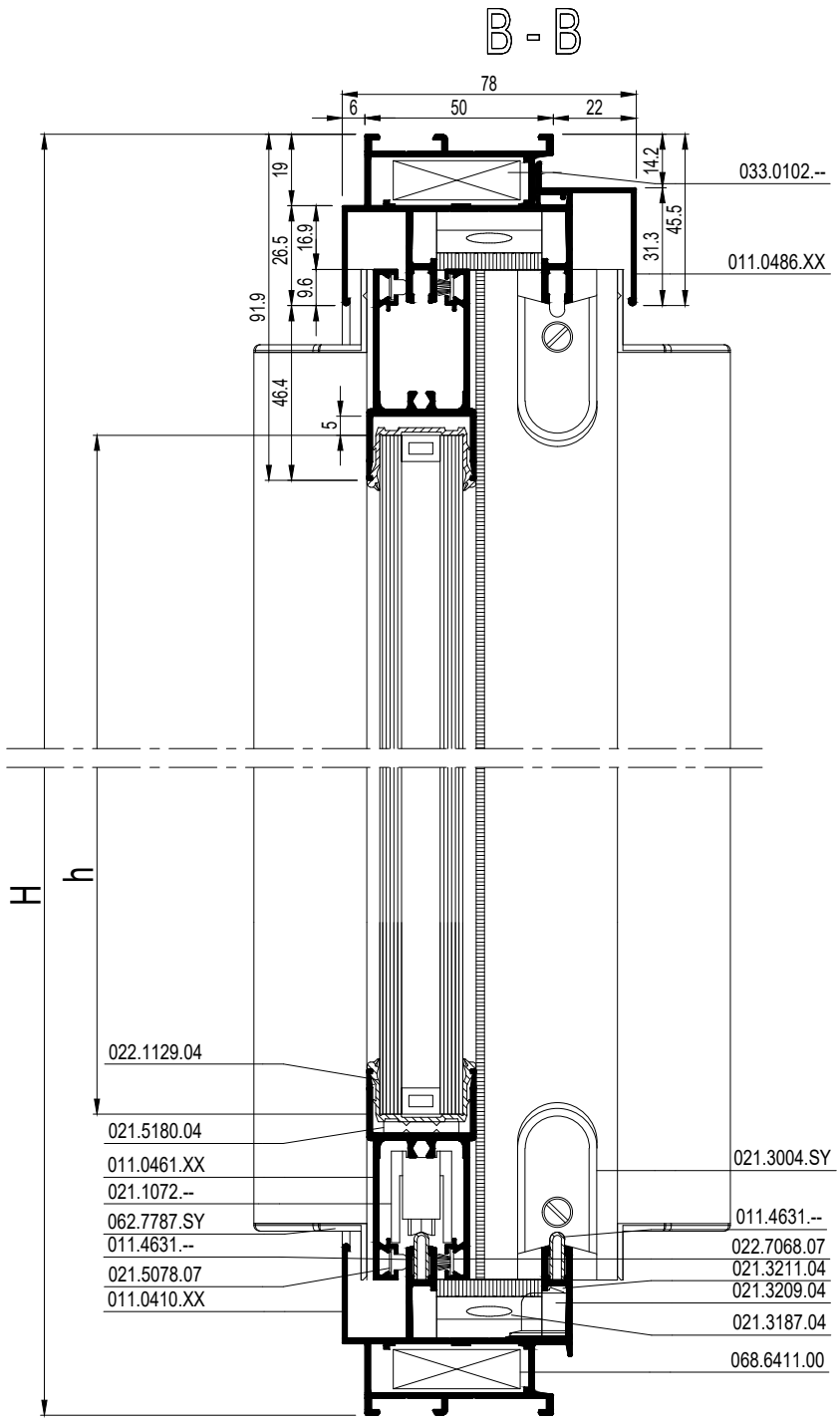

VLEUGELGEWICHT POIDS DU VANTAIL WEIGHT OF THE VENT FLUEGELGEWICHT	MAX. 120KG

schaal - échelle
scale - Maßstab
1/2

D0082685

E

CP 45Pa (GR)

2-RAIL XQX
2-RAIL XQX
2-RAIL XQX
2-RAIL XQX

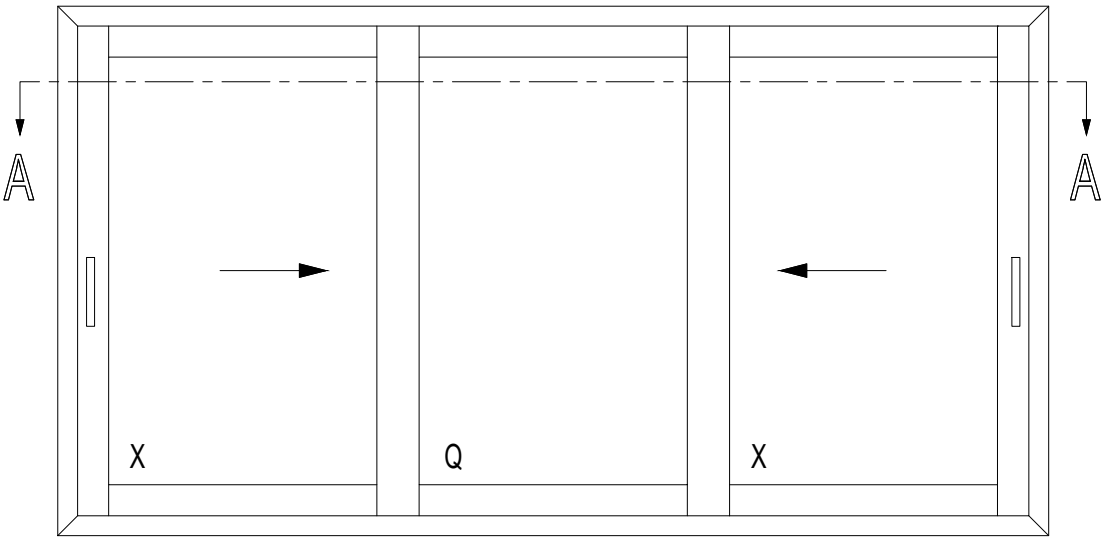

A - A

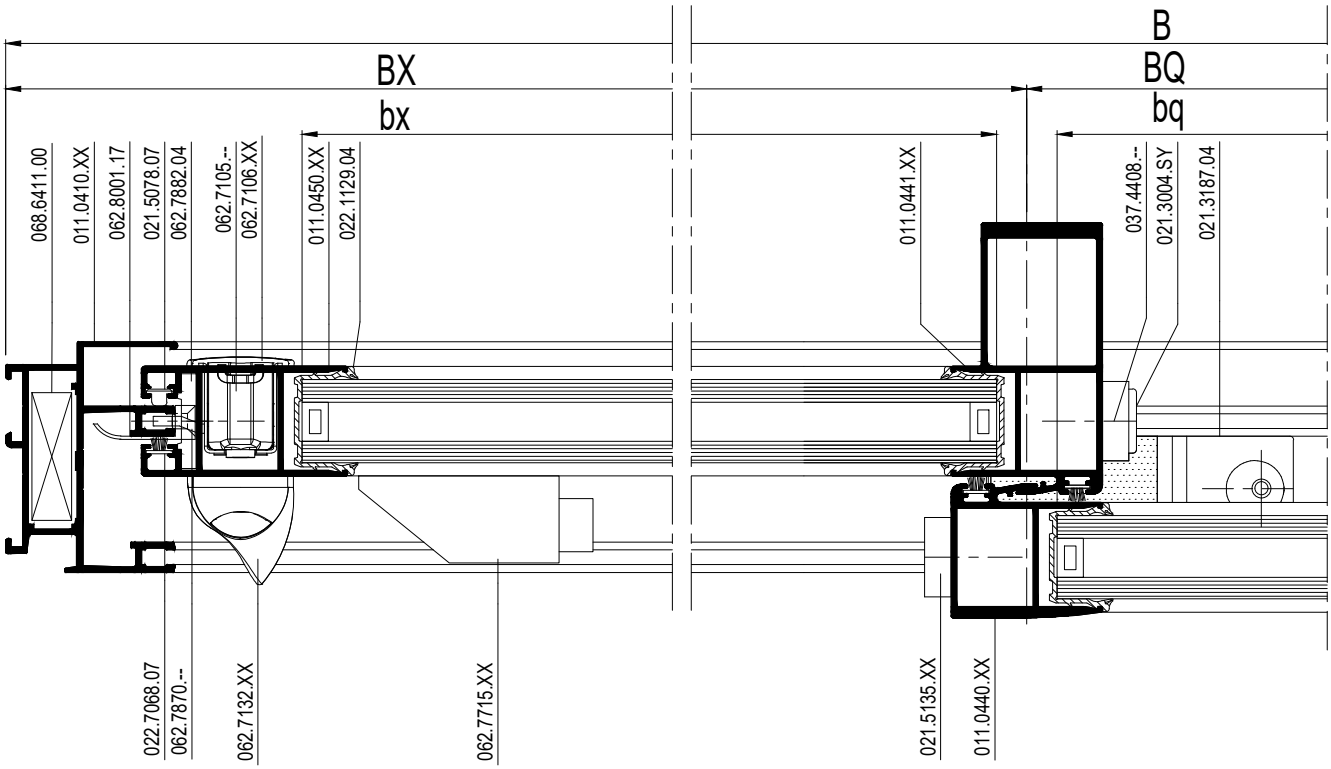

schaal - échelle
scale - Maßstab
1/2

D0082687

E

CP 45Pa (GR)

2-RAIL XQX
2-RAIL XQX
2-RAIL XQX
2-RAIL XQX

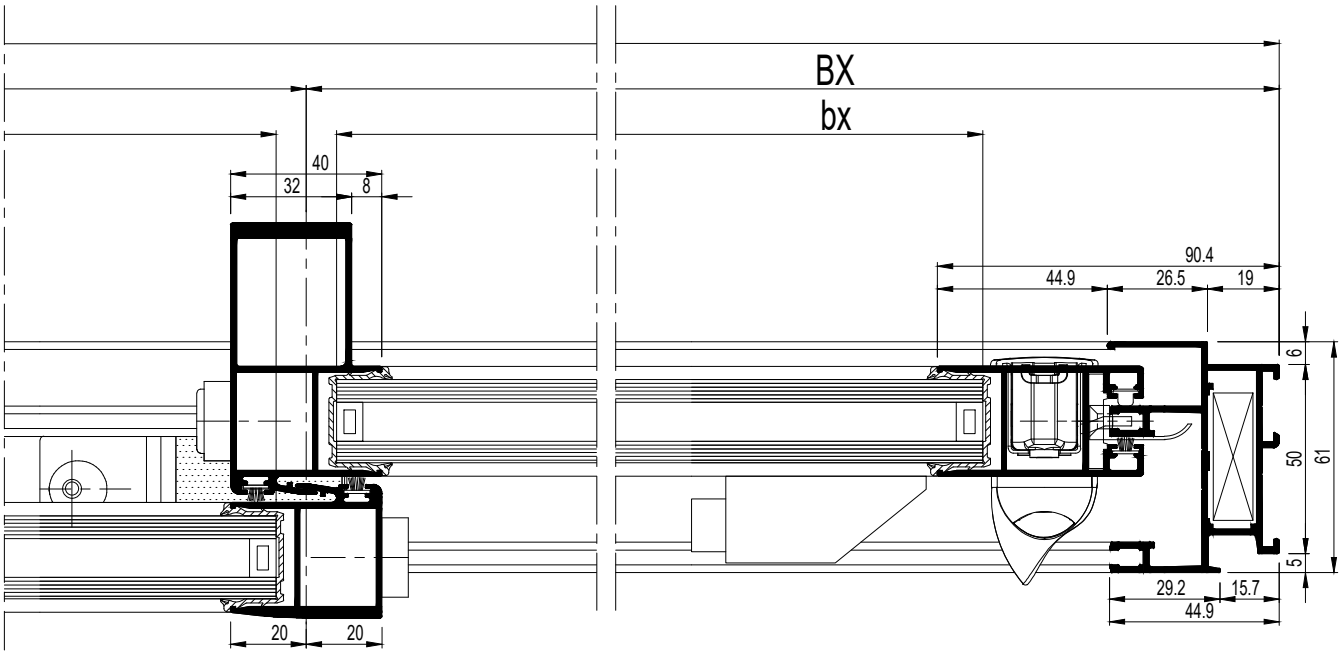

schaal - échelle
scale - Maßstab
1/2

D0082687

E

CP 45Pa (GR)

2-RAIL XQX
2-RAIL XQX
2-RAIL XQX
2-RAIL XQX

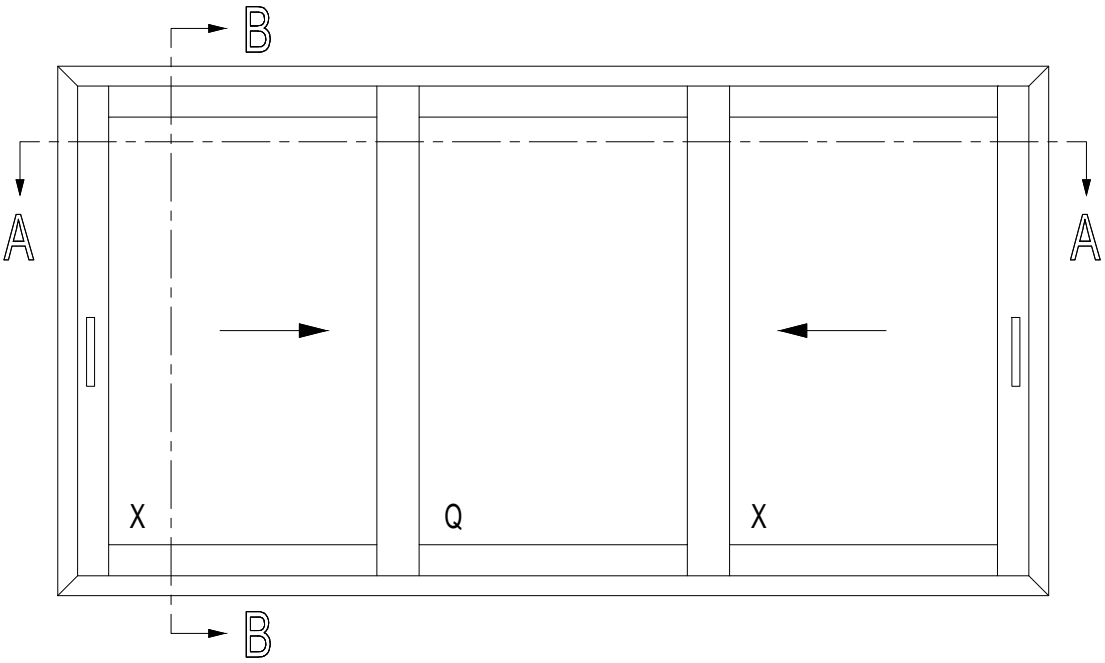

			#	Lm	
011.0410.XX			2	B	36.C....
			2	H	
011.0450.XX			2	H - 71.8	36.C....
011.0440.XX			2	H - 71.8	36.C....
011.0441.XX			2	H - 71.8	36.C....
011.0461.XX			4	BX - 33.4	36.C....
			2	BQ + 37	
011.0486.XX			1	B	36.C....
011.4631.--			1	B - 72	36.C....

bx = BX - 89.4
bq = BQ - 19
h = H - 162.8

		#	
068.6411.00		4	36.G....
037.4408.--		12	36.G....
062.7105.--		2	36.G....
062.7870.--		2	36.G....
062.8001.17		2	36.G....
062.7106.XX		2	36.G....
062.7132.XX		2	36.G....
021.5180.04		6	36.G....
021.3004.SY		4	36.G....
021.5135.XX		4	36.G....
062.7882.04		4	36.G....
021.1072.--		2	36.G....
021.1177.--		2	36.G....
021.5097.04		2	36.G....
062.7715.XX		2	36.G....
050.5051.--		2	36.G....
021.3209.04		36.F....	36.G....
033.0102.--		1/300mm	36.G....
022.7068.07		(4xB)+(8xH)	36.G....
021.5078.07		22	36.G....
062.7883.04		4	36.G....
021.3187.04		2	36.G....
021.3211.04		8	36.G....
022.1129.04		(2xB)+(6xH)	36.G....

schaal - échelle
scale - Maßstab
1/2

D0082690

CP 45Pa (GR)

2-RAIL XQX
2-RAIL XQX
2-RAIL XQX
2-RAIL XQX

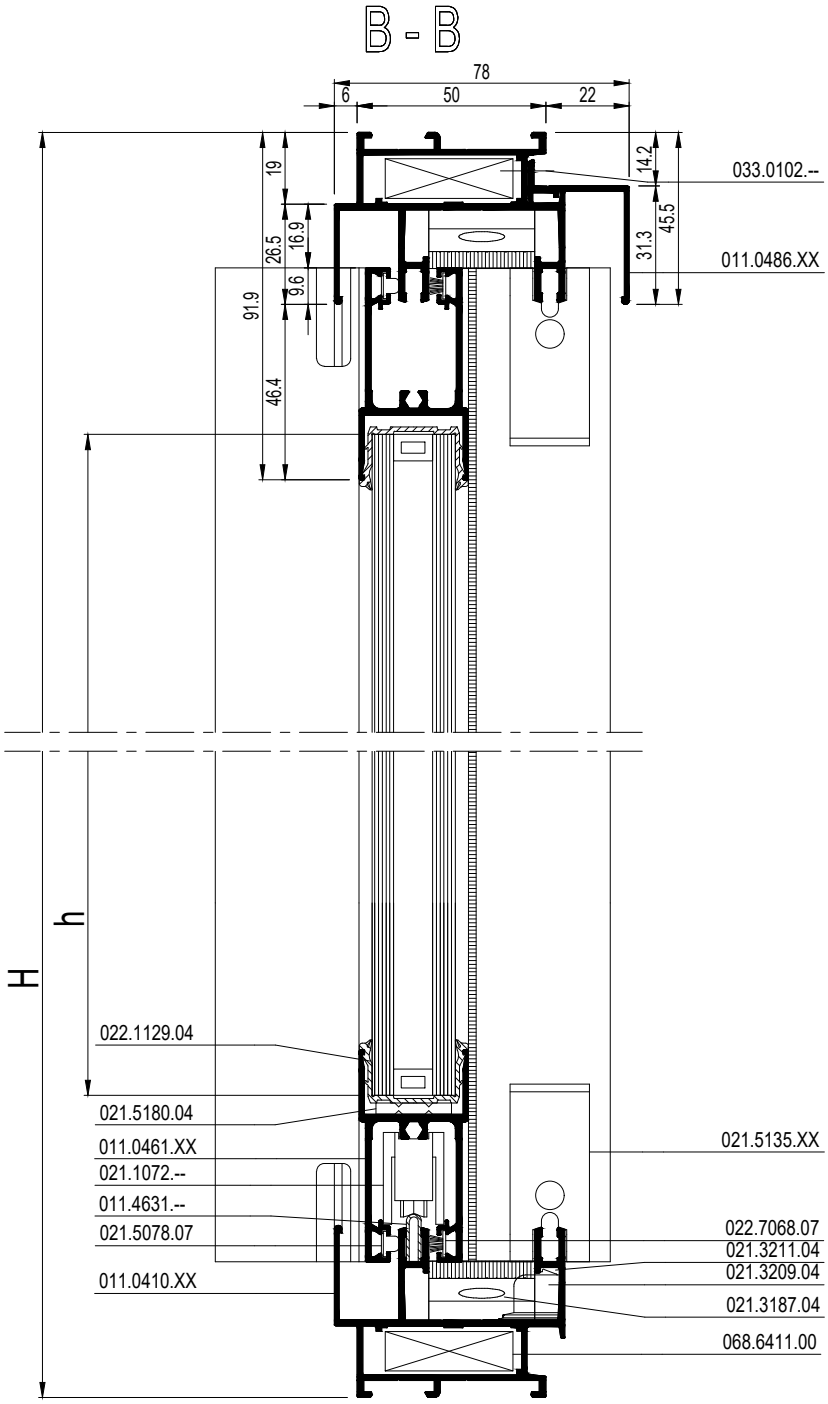

VLEUGELGEWICHT POIDS DU VANTAIL WEIGHT OF THE VENT FLUEGELGEWICHT	MAX. 120KG

schaal - échelle
scale - Maßstab
1/2

D0082690

E

CP 45Pa (GR)

2-RAIL QXXQ
2-RAIL QXXQ
2-RAIL QXXQ
2-RAIL QXXQ

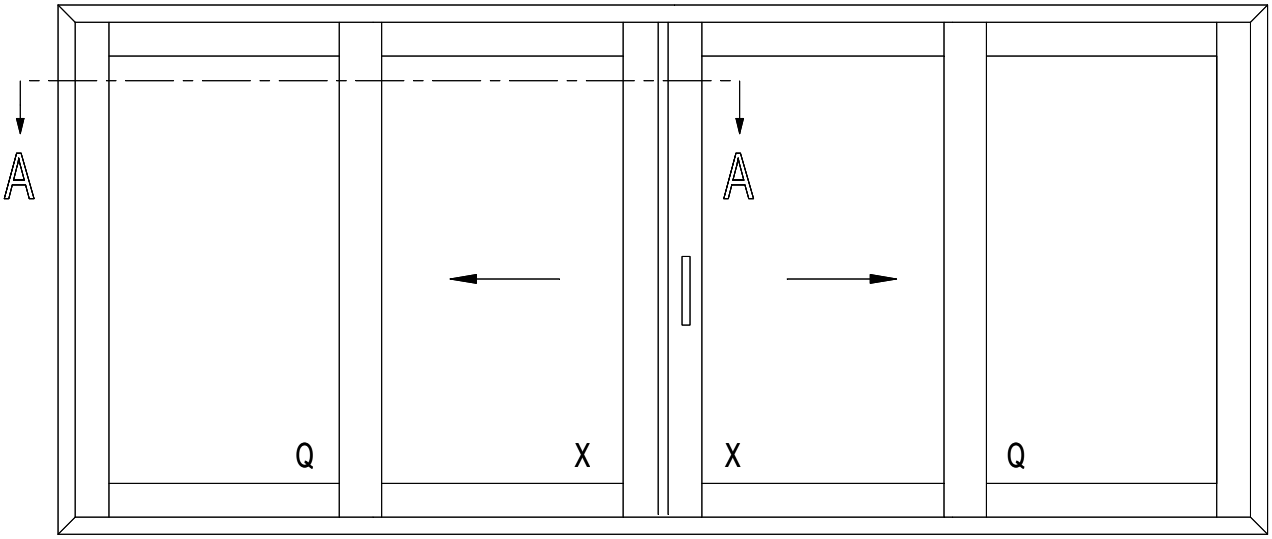

A - A

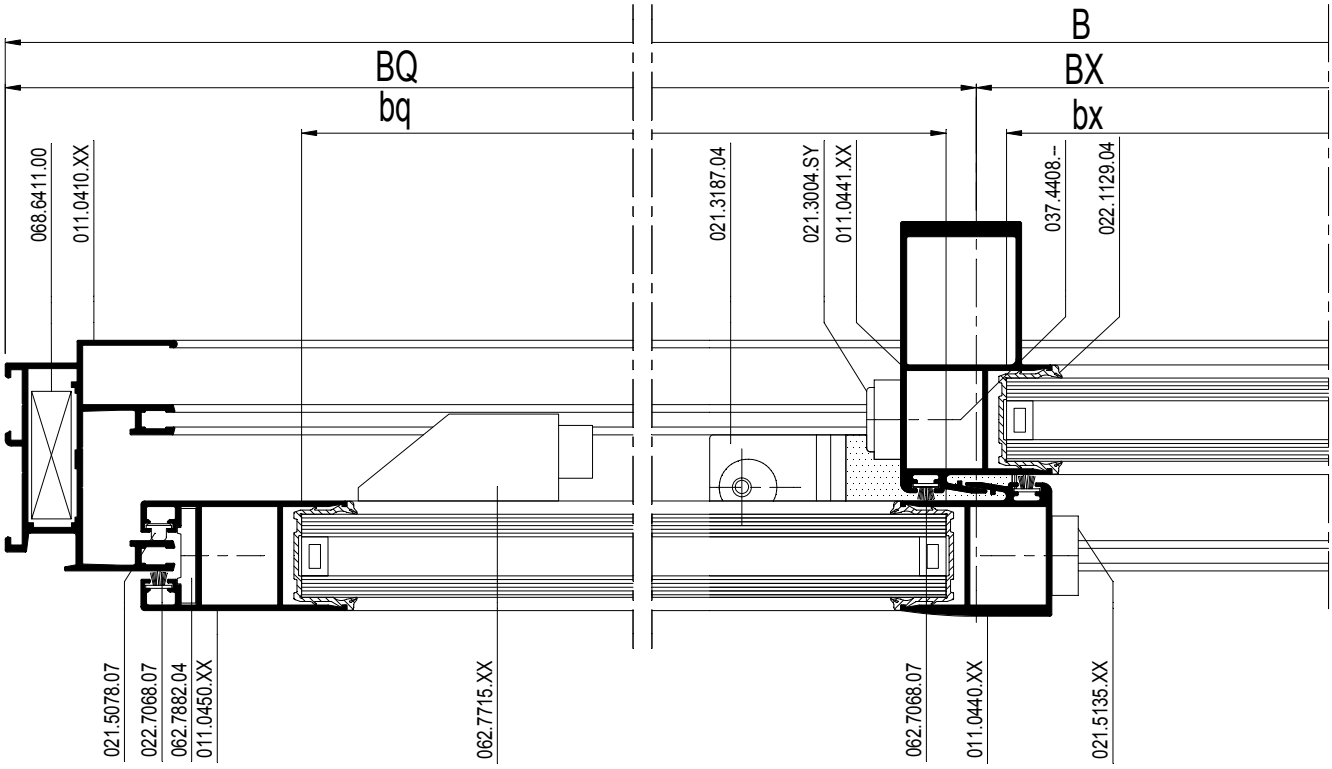

schaal - échelle
scale - Maßstab
1/2

D0082694

E

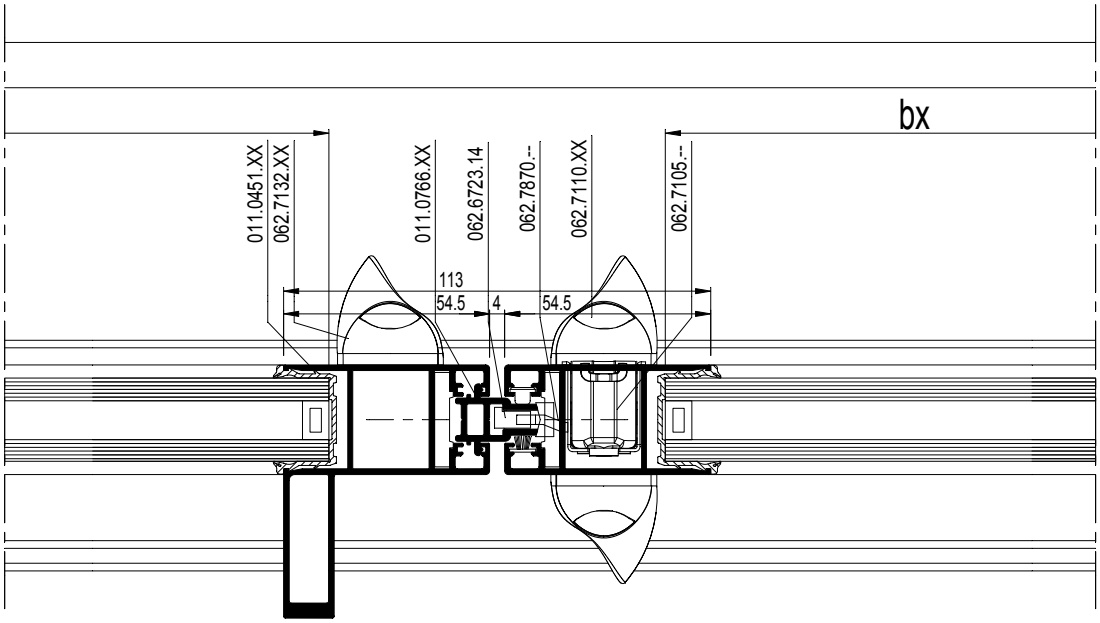

schaal - échelle
scale - Maßstab
1/2

D0082694

CP 45Pa (GR)

2-RAIL QXXQ
2-RAIL QXXQ
2-RAIL QXXQ
2-RAIL QXXQ

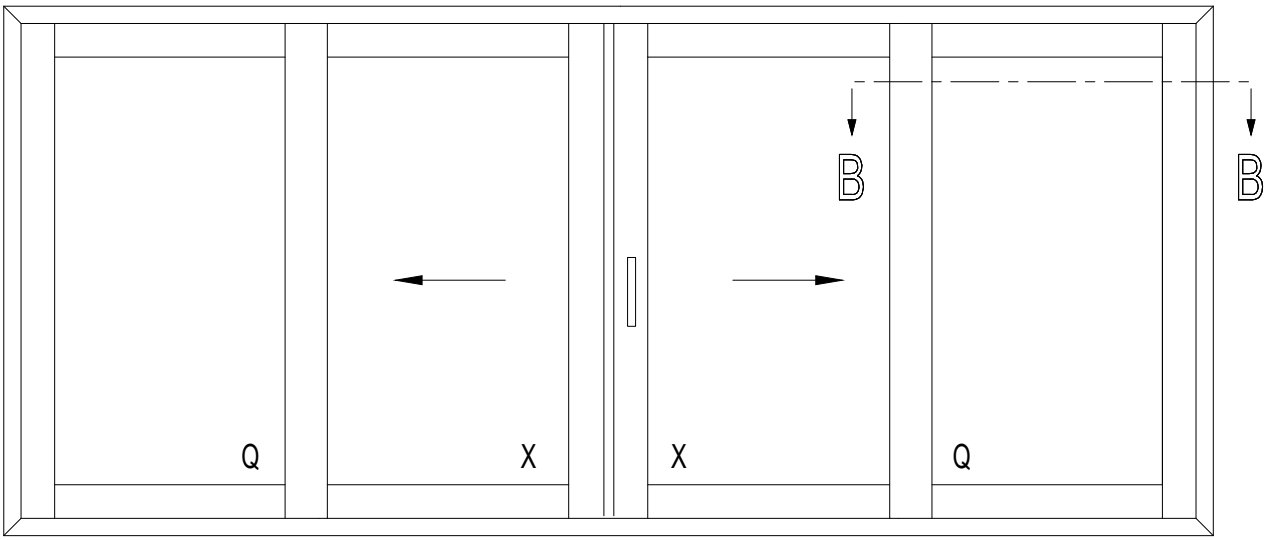

B - B

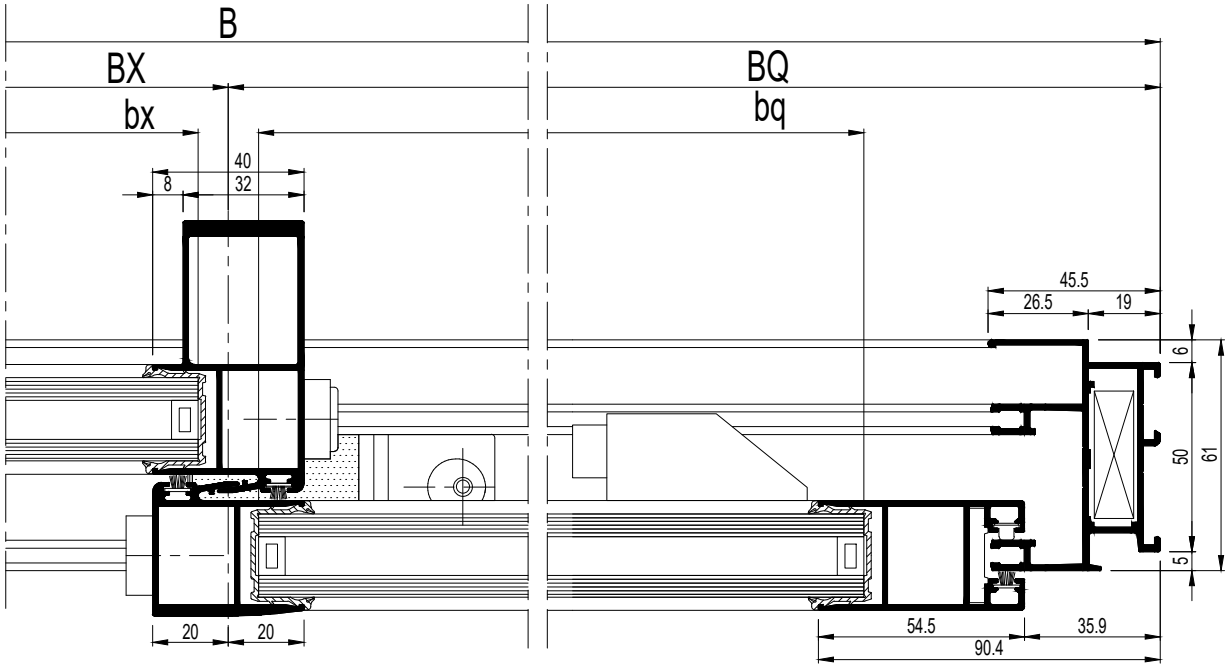

E

schaal - échelle
scale - Maßstab
1/2

D0082709

CP 45Pa (GR)

2-RAIL QXXQ
2-RAIL QXXQ
2-RAIL QXXQ
2-RAIL QXXQ

		#	
068.6411.00		4	36.G....
037.4408.--		16	36.G....
062.7105.--		1	36.G....
062.7870.--		1	36.G....
062.6723.14		1	36.G....
062.7110.XX		1	36.G....
062.7132.XX		2	36.G....
057.5711.--		2	36.G....
021.5180.04		8	36.G....
021.3004.SY		4	36.G....
021.5135.XX		4	36.G....
062.7882.04		8	36.G....
021.1072.--		2	36.G....
021.1177.--		2	36.G....
021.5097.04		4	36.G....
062.7715.XX		2	36.G....
050.5051.--		2	36.G....
021.3209.04		36.F....	36.G....
032.8408.--		1/500mm	36.G....
033.0102.--		1/300mm	36.G....
022.7068.07		(4xB)+(10xH)	36.G....
021.5078.07		30	36.G....
021.3187.04		2	36.G....
021.3211.04		8	36.G....
022.5502.SY		1	36.G....
022.1129.04		(2xB)+(8xH)	36.G....

bx = (BX/2) - 55.5
bq = BQ - 89.4
h = H - 162.8

VLEUGELGEWICHT POIDS DU VANTAIL WEIGHT OF THE VENT FLUEGELGEWICHT	MAX. 120KG

schaal - échelle
scale - Maßstab
1/2

D0082709

E

CP 45Pa (GR)

2-RAIL QXXQ
2-RAIL QXXQ
2-RAIL QXXQ
2-RAIL QXXQ

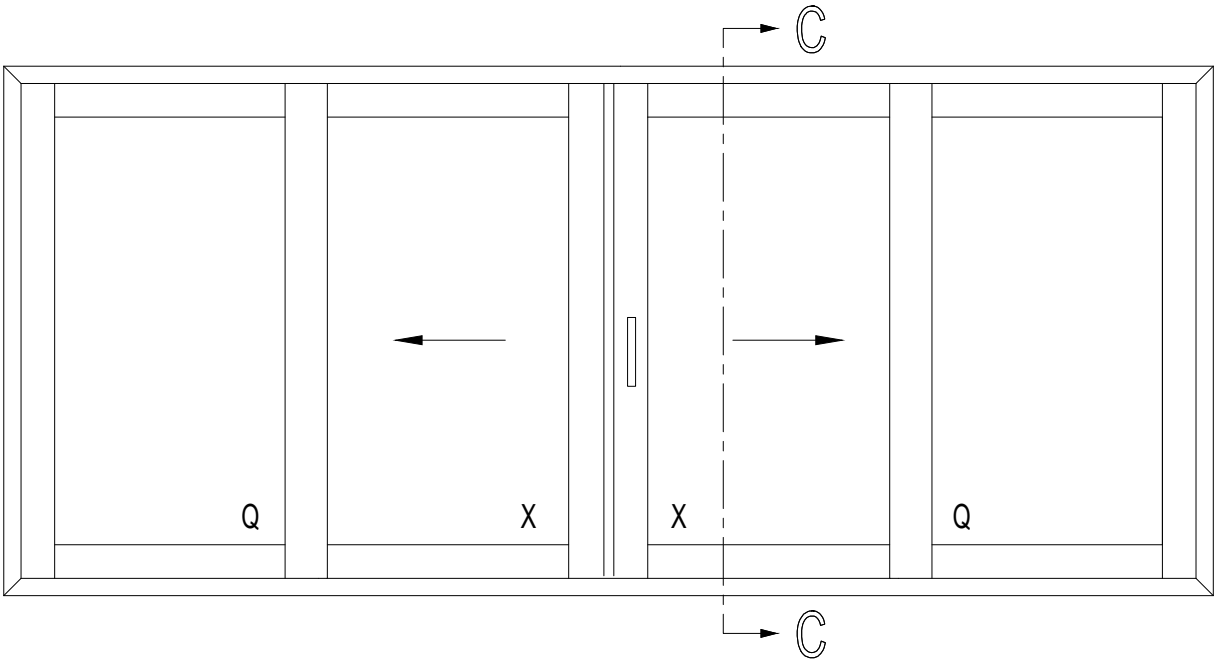

			#	Lm	
011.0410.XX			2	B	36.C....
			2	H	
011.0450.XX			3	H - 71.8	36.C....
011.0451.XX			1	H - 71.8	36.C....
011.0440.XX			2	H - 71.8	36.C....
011.0441.XX			2	H - 71.8	36.C....
011.0461.XX			4	(BX/2) + 0.5	36.C....
			4	BQ - 33.4	
011.0766.XX			1	H - 111.8	36.C....
011.0486.XX			1	B	36.C....
011.4631.--			1	B - 72	36.C....

E

schaal - échelle
scale - Maßstab
1/2

D0082707

CP 45Pa (GR)

2-RAIL QXXQ
2-RAIL QXXQ
2-RAIL QXXQ
2-RAIL QXXQ

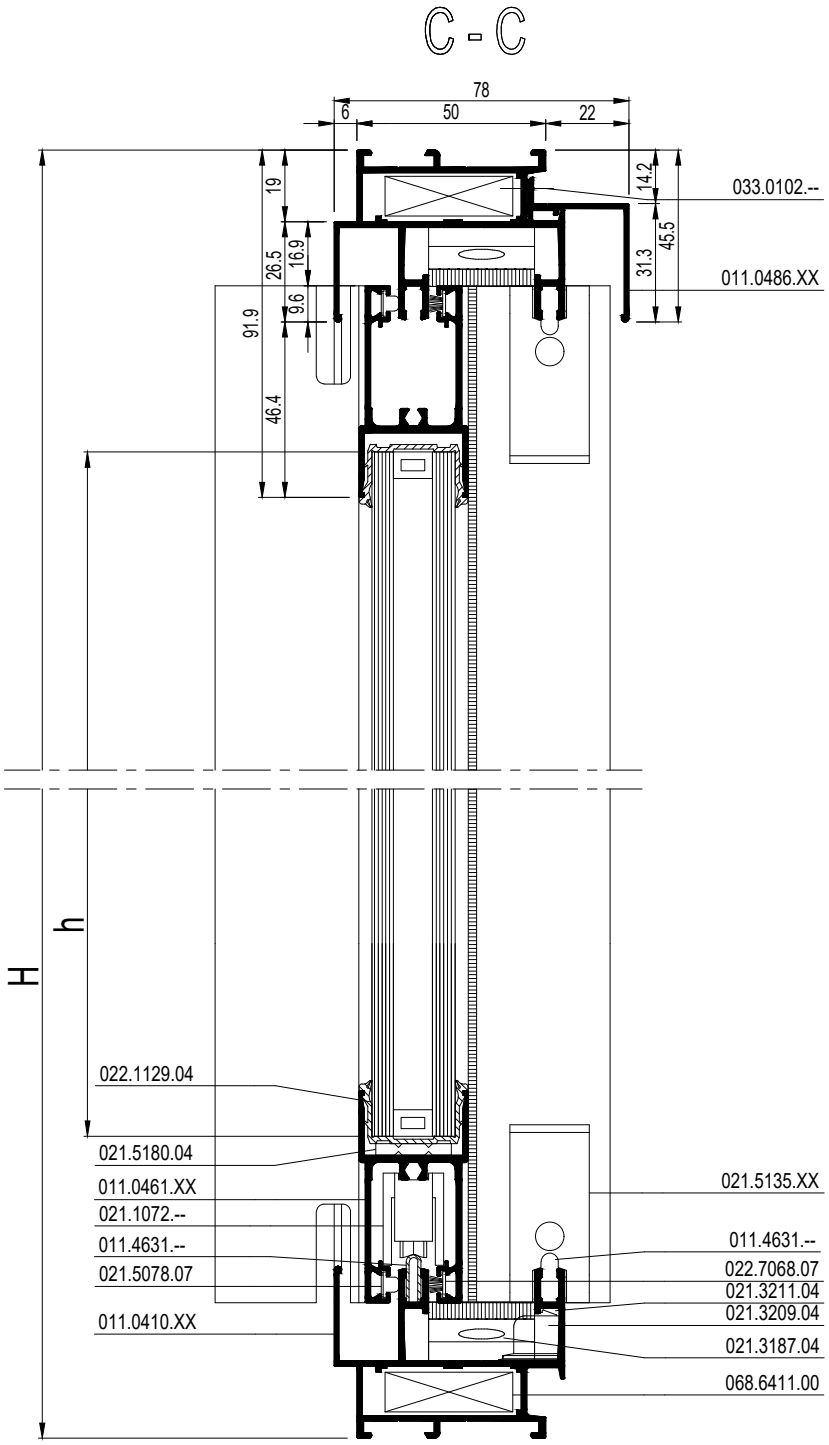

schaal - échelle
scale - Maßstab
1/2

D0082707

E

CP 45Pa (GR)

2-RAIL OXXO
2-RAIL OXXO
2-RAIL OXXO
2-RAIL OXXO

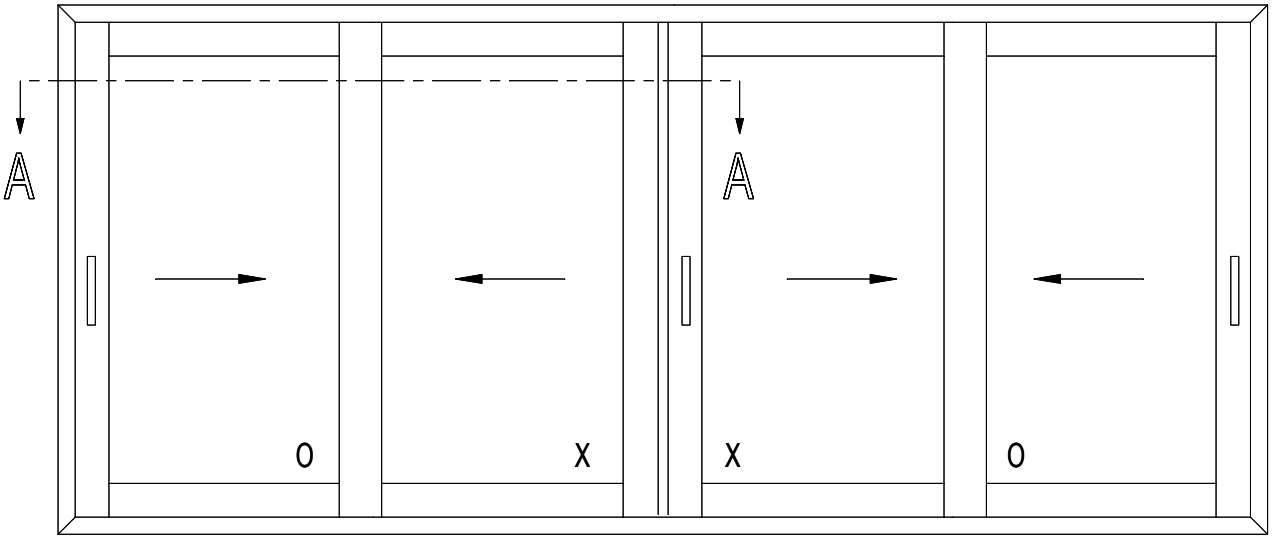

A - A

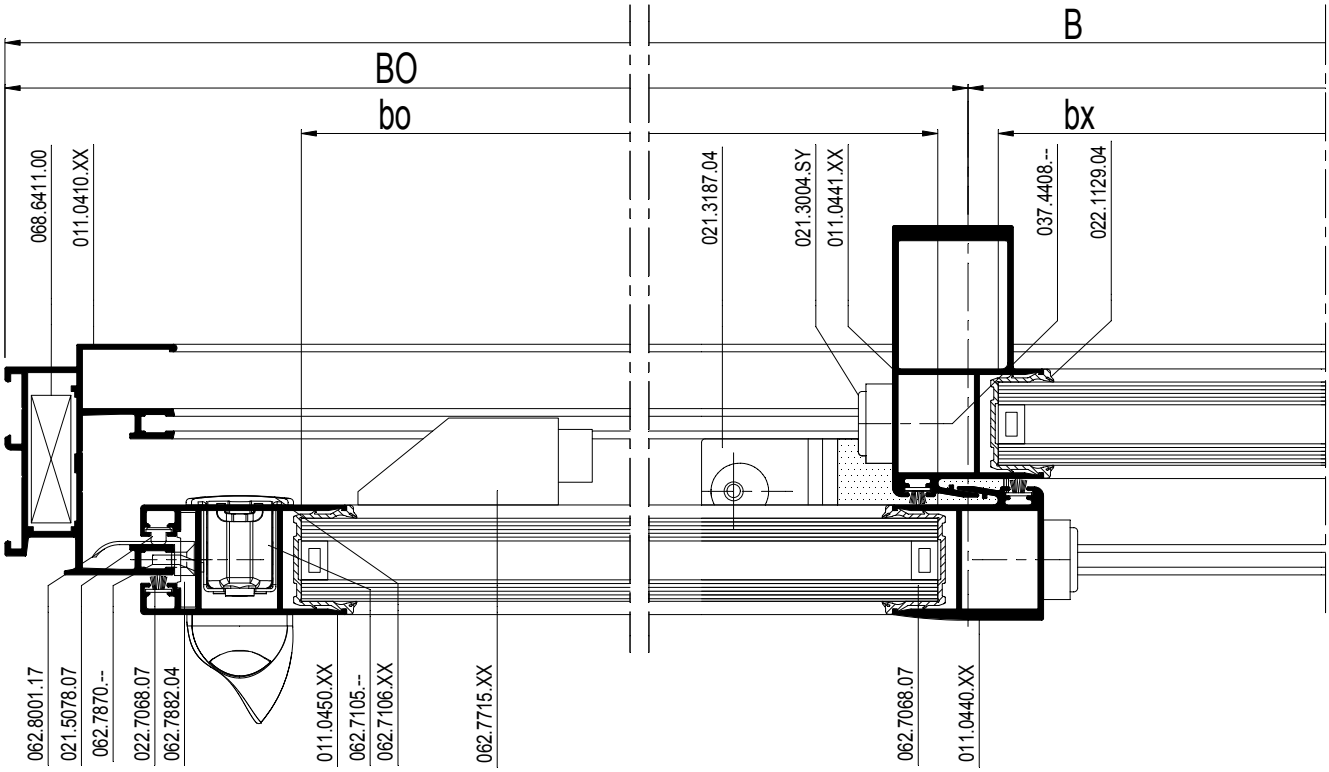

schaal - échelle
scale - Maßstab
1/2

D0082717

E

CP 45Pa (GR)

2-RAIL OXXO
2-RAIL OXXO
2-RAIL OXXO
2-RAIL OXXO

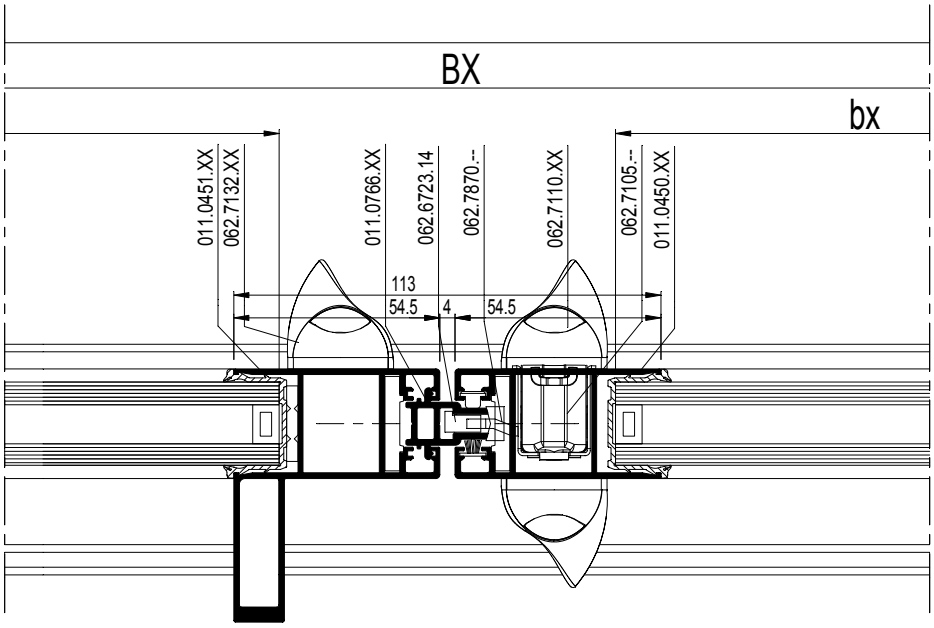

schaal - échelle
scale - Maßstab
1/2

D0082717

E

CP 45Pa (GR)

2-RAIL OXXO
2-RAIL OXXO
2-RAIL OXXO
2-RAIL OXXO

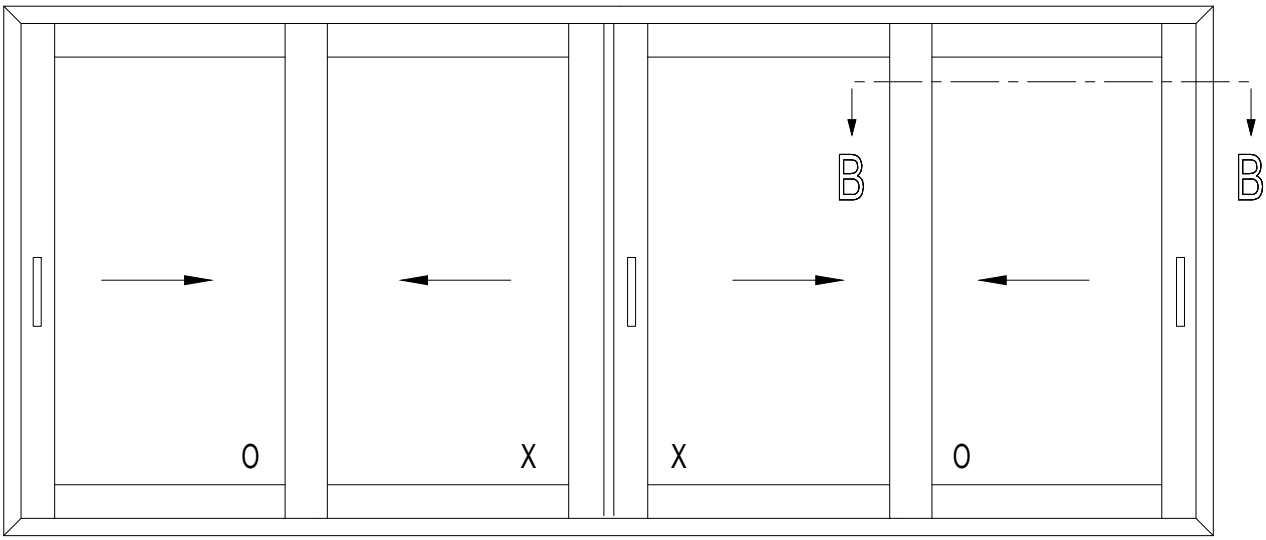

B - B

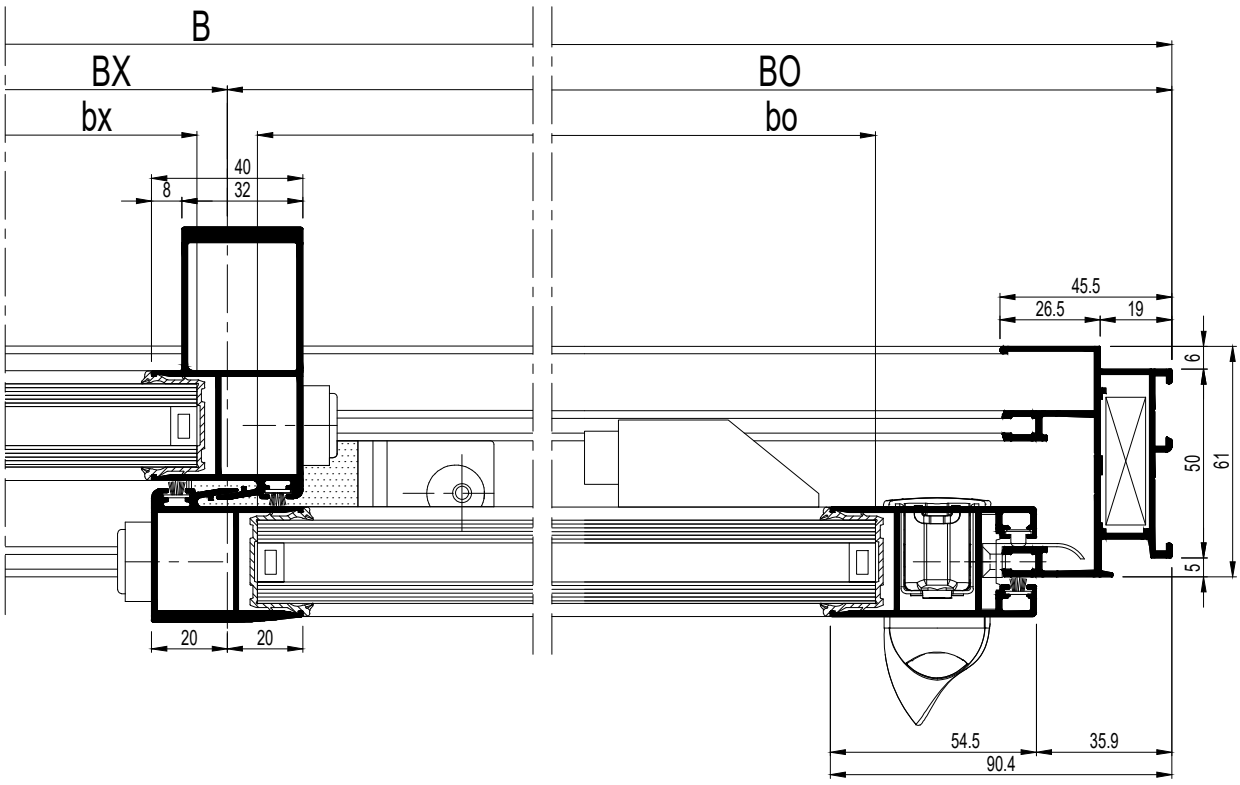

schaal - échelle
scale - Maßstab
1/2

D0082724

E

CP 45Pa (GR)

2-RAIL OXXO
2-RAIL OXXO
2-RAIL OXXO
2-RAIL OXXO

		#	
068.6411.00		4	36.G....
037.4408.--		16	36.G....
062.7105.--	1	3	36.G....
062.7870.--	1	3	36.G....
062.6723.14		1	36.G....
062.8001.17		2	36.G....
062.7106.XX		2	36.G....
062.7132.XX		4	36.G....
062.7110.XX		1	36.G....
057.5711.--		2	36.G....
021.5180.04		8	36.G....
021.3004.SY		8	36.G....
062.7882.04		8	36.G....
021.1072.--		4	36.G....
021.1177.--		4	36.G....
062.7715.XX		2	36.G....
050.5051.--		2	36.G....
021.3209.04		36.F....	36.G....
033.0102.--		1/300mm	36.G....
032.8408.--		1/500mm	36.G....
022.7068.07		(4xB)+(10xH)	36.G....
021.5078.07		30	36.G....
062.7883.04		4	36.G....
021.3187.04		2	36.G....
021.3211.04		8	36.G....
022.5502.SY		1	36.G....
022.1129.04		(2xB)+(8xH)	36.G....

bx = (BX/2) - 55.5
bq = BQ - 89.4
h = H - 162.8

VLEUGELGEWICHT POIDS DU VANTAIL WEIGHT OF THE VENT FLUEGELGEWICHT	MAX. 120KG

schaal - échelle
scale - Maßstab
1/2

D0082724

E

CP 45Pa (GR)

2-RAIL OXXO
2-RAIL OXXO
2-RAIL OXXO
2-RAIL OXXO

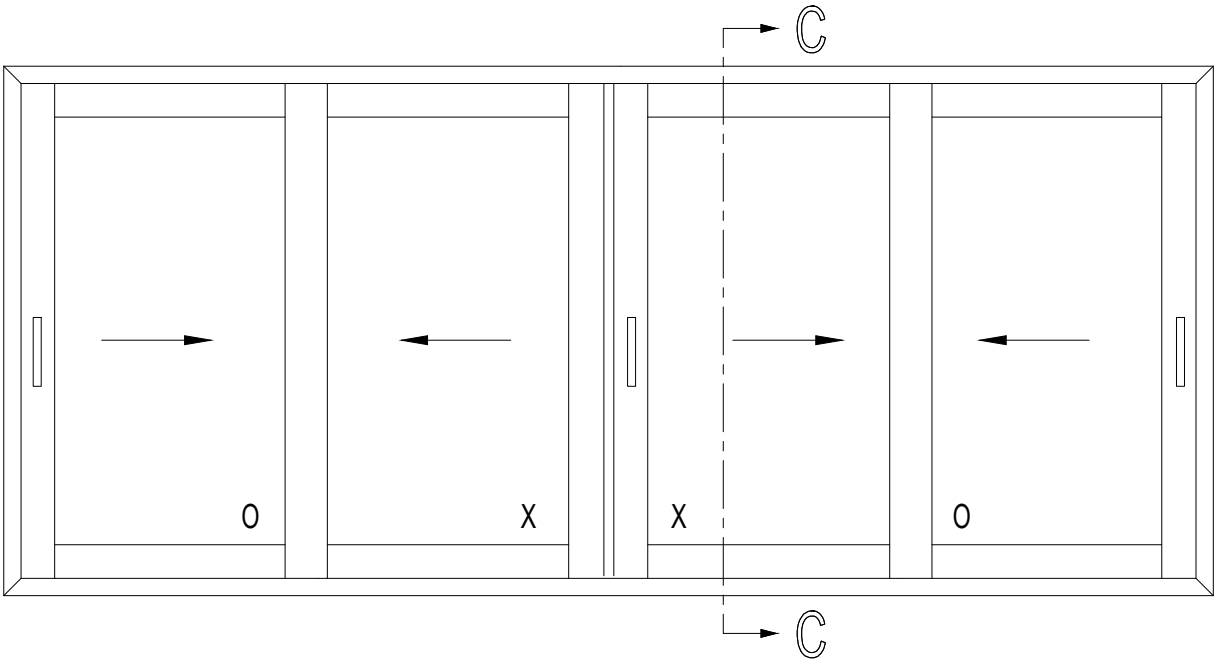

			#	Lm	
011.0410.XX			2	B	36.C....
			2	H	
011.0450.XX			3	H - 71.8	36.C....
011.0451.XX			1	H - 71.8	36.C....
011.0440.XX			2	H - 71.8	36.C....
011.0441.XX			2	H - 71.8	36.C....
011.0461.XX			4	BX/2 + 0.5	36.C....
			4	BQ - 33.4	
011.0766.XX			1	H - 111.8	36.C....
011.0486.XX			1	B	36.C....
011.4631.--			2	B - 72	36.C....

E

schaal - échelle
scale - Maßstab
1/2

D0082729

CP 45Pa (GR)

2-RAIL OXXO
2-RAIL OXXO
2-RAIL OXXO
2-RAIL OXXO

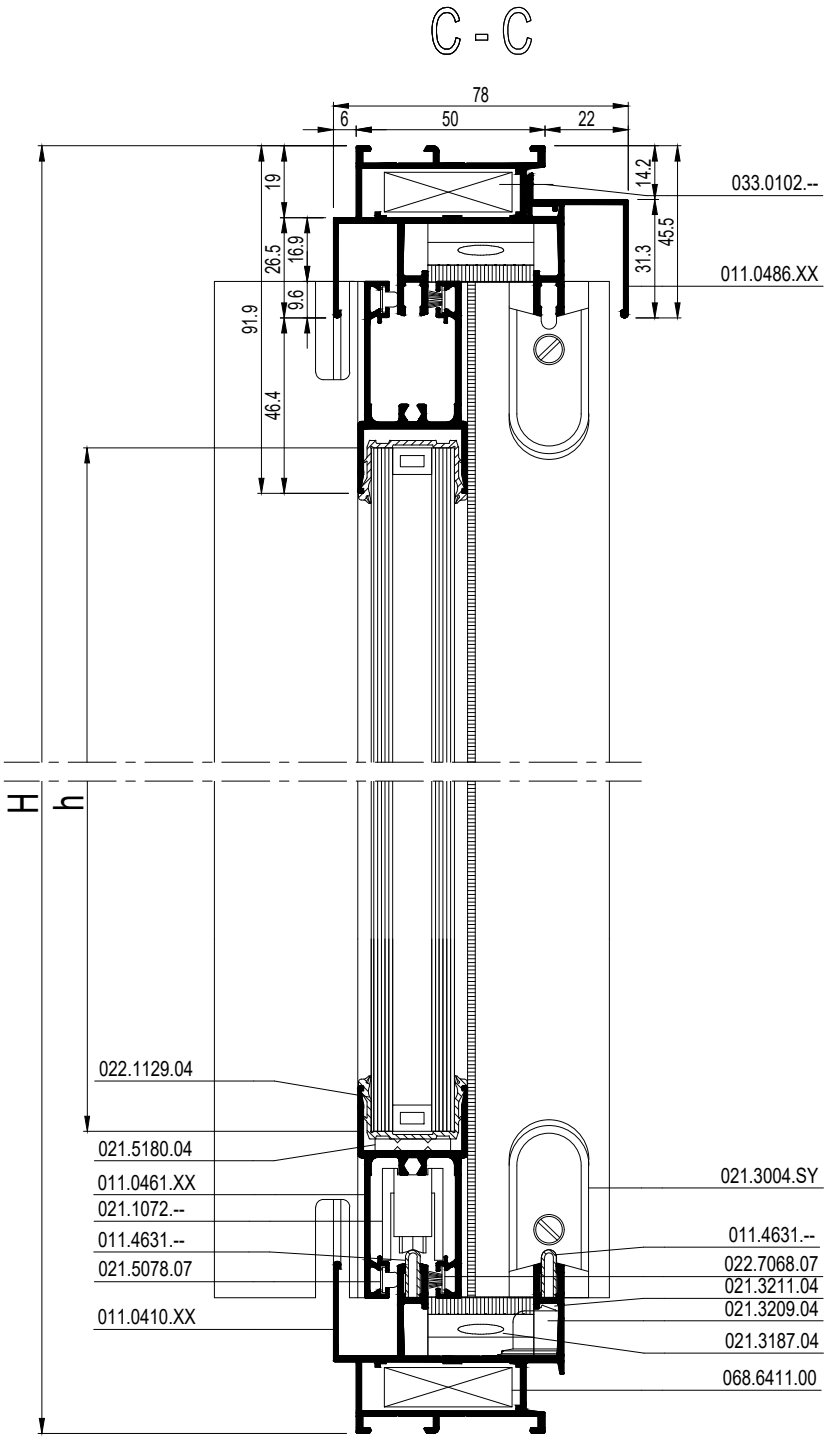

schaal - échelle
scale - Maßstab
1/2

D0082729

E

CP 45Pa (GR)

2-RAIL XQ FLAT BOTTOM
2-RAIL XQ FLAT BOTTOM
2-RAIL XQ FLAT BOTTOM
2-RAIL XQ FLAT BOTTOM

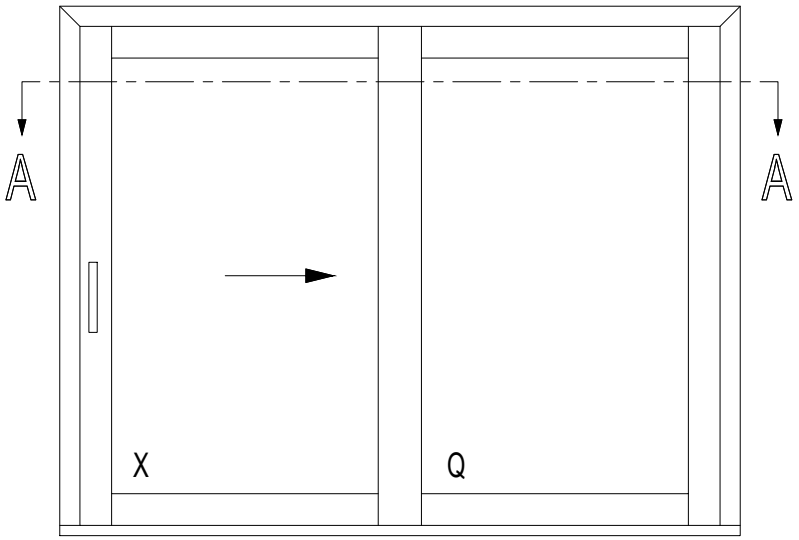

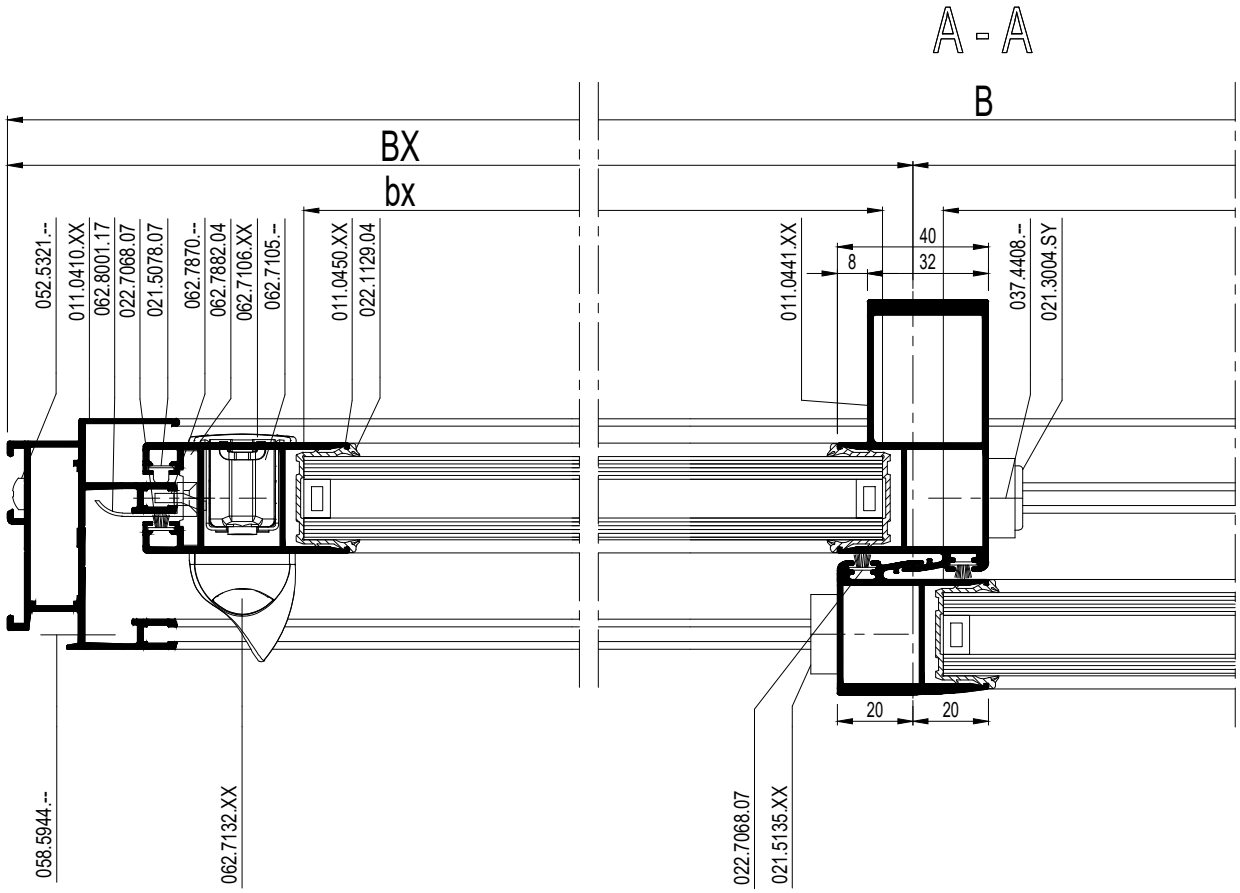

schaal - échelle
scale - Maßstab
1/2

D0082866

E

CP 45Pa (GR)

2-RAIL XQ FLAT BOTTOM
2-RAIL XQ FLAT BOTTOM
2-RAIL XQ FLAT BOTTOM
2-RAIL XQ FLAT BOTTOM

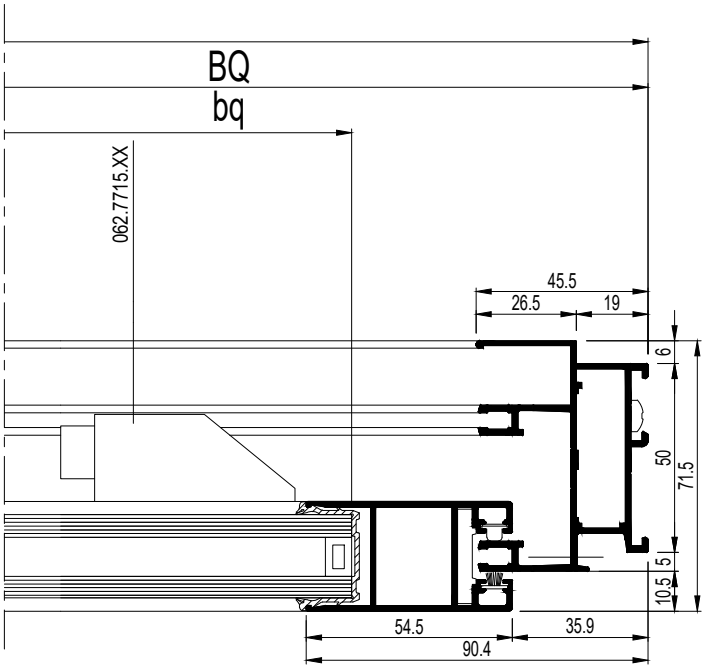

schaal - échelle
scale - Maßstab
1/2

D0082866

E

CP 45Pa (GR)

2-RAIL XQ FLAT BOTTOM
2-RAIL XQ FLAT BOTTOM
2-RAIL XQ FLAT BOTTOM
2-RAIL XQ FLAT BOTTOM

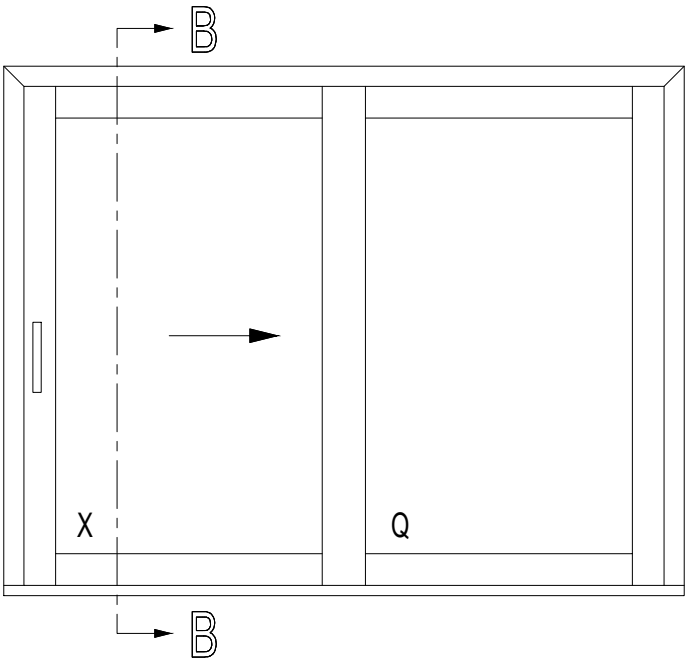

			#	Lm	
011.0410.XX			1	B	36.C....
			1	H	
			1	H	
011.0480.XX			1	B - 41	36.C....
011.0450.XX			2	H - 43.9	36.C....
011.0440.XX			1	H - 43.9	36.C....
011.0441.XX			1	H - 43.9	36.C....
011.0461.XX			2	BX - 33.4	36.C....
			2	BQ - 33.4	
011.0486.XX			1	B	36.C....
011.4631.--			1	B - 72	36.C....

bx = BX - 89.4
bq = BQ - 89.4
h = H - 134.9

		#	
068.6411.00		2	36.G....
037.4408.--		8	36.G....
062.7105.--		1	36.G....
062.7870.--		1	36.G....
062.8001.17		1	36.G....
062.7106.XX		1	36.G....
062.7132.XX		1	36.G....
021.5180.04		4	36.G....
021.3004.SY		2	36.G....
021.5135.XX		2	36.G....
062.7882.04		4	36.G....
021.1072.--		1	36.G....
021.1177.--		1	36.G....
062.7715.XX		1	36.G....
050.5051.--		1	36.G....
033.0102.--		1/300mm	36.G....
052.5321.--		2	36.G....
058.5944.--		2	36.G....
022.7068.07		(2xB)+(6xH)	36.G....
021.5078.07		16	36.G....
062.7883.04		2	36.G....
021.3187.04		1	36.G....
021.3211.04		2	36.G....
062.8053.04		1	36.G....
022.1129.04		(2xB)+(4xH)	36.G....
021.5097.04		2	36.G....
062.8992.04		1	36.G....

E

schaal - échelle
scale - Maßstab
1/2

D0082867

CP 45Pa (GR)

2-RAIL XQ FLAT BOTTOM
2-RAIL XQ FLAT BOTTOM
2-RAIL XQ FLAT BOTTOM
2-RAIL XQ FLAT BOTTOM

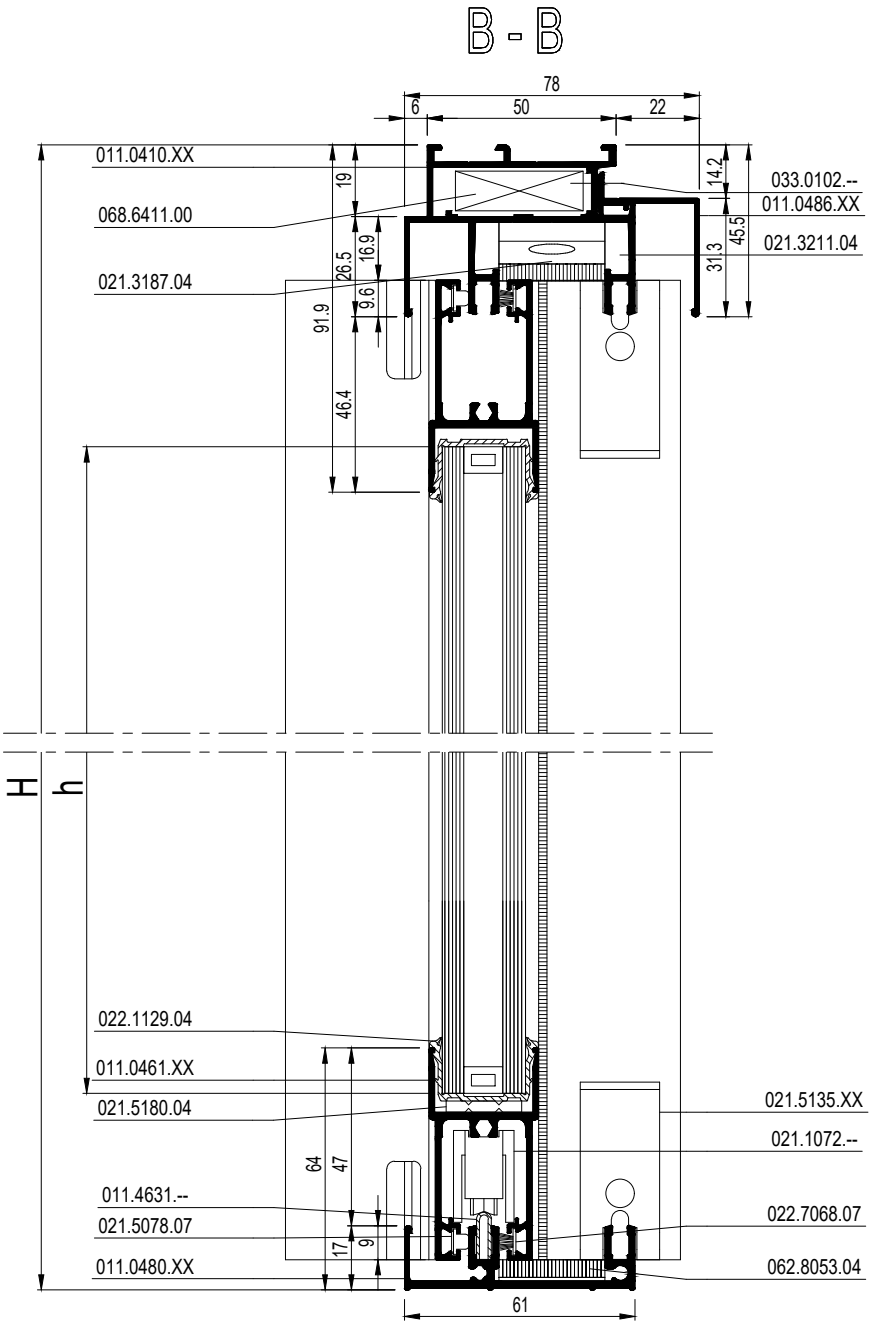

VLEUGELGEWICHT POIDS DU VANTAIL WEIGHT OF THE VENT FLUEGELGEWICHT	MAX. 120KG

schaal - échelle
scale - Maßstab
1/2

D0082867

E

CP 45Pa (GR)

3-RAIL XXQ
3-RAIL XXQ
3-RAIL XXQ
3-RAIL XXQ

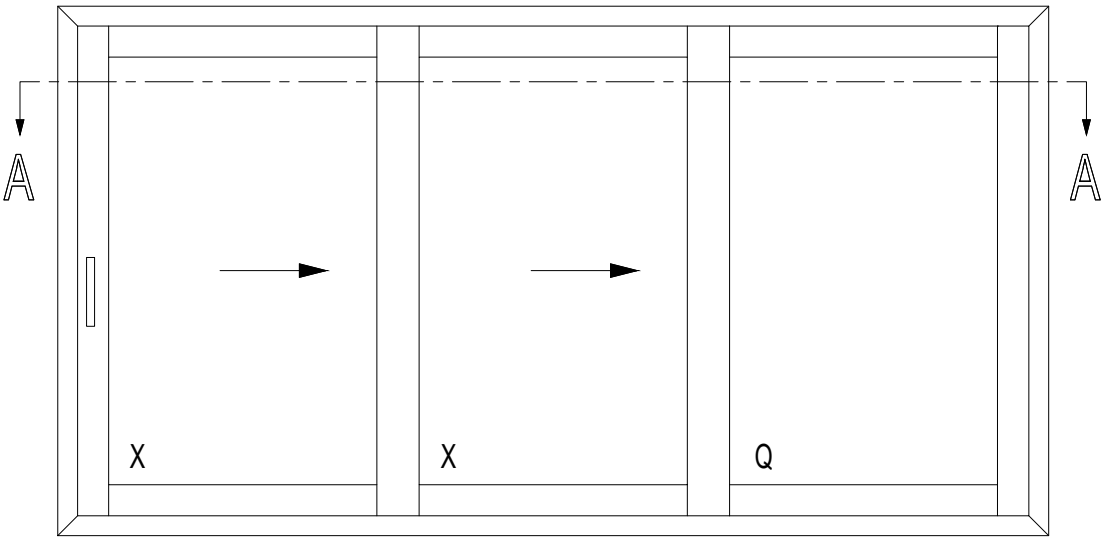

A - A

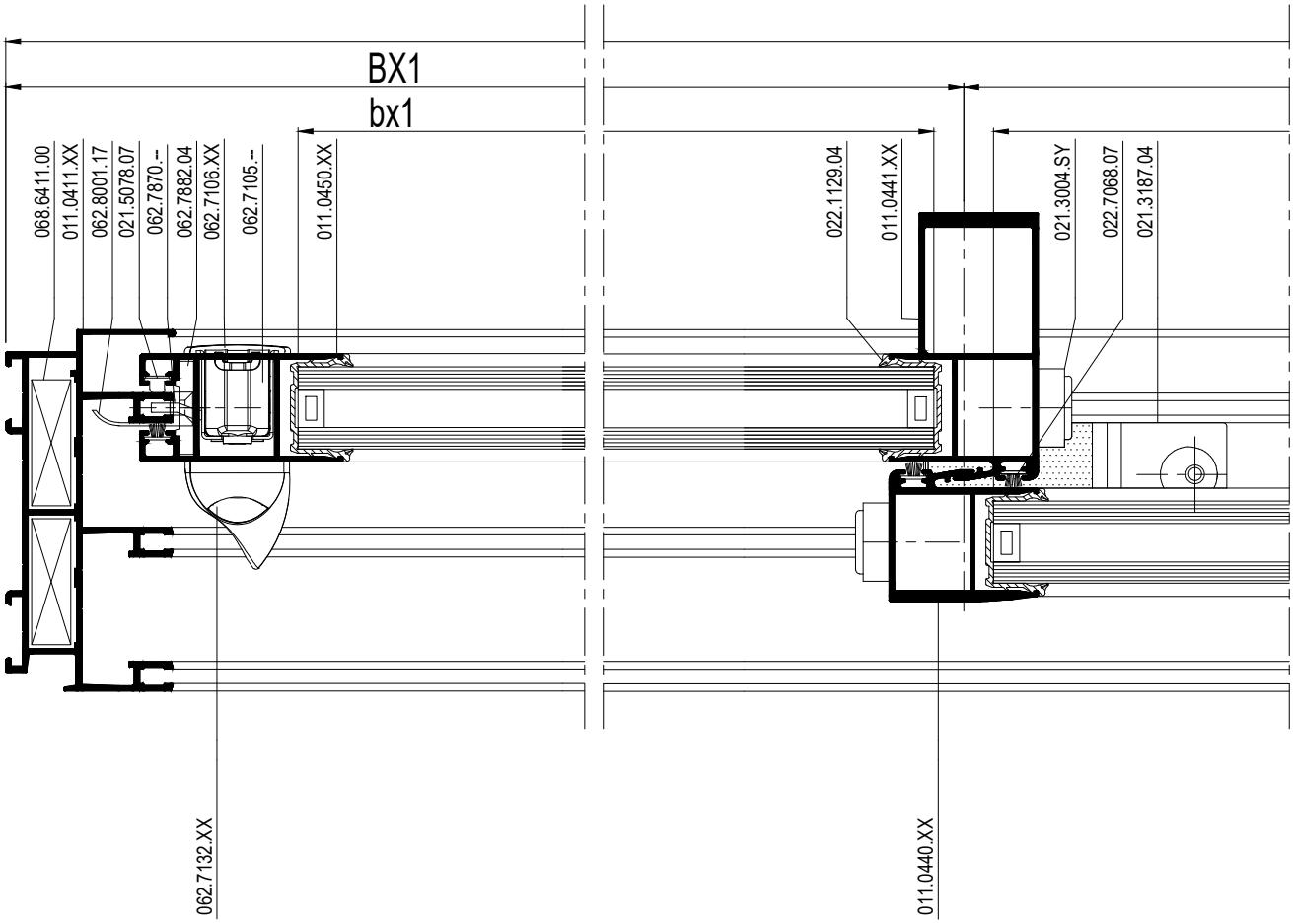

schaal - échelle
scale - Maßstab
1/2

D0082807

E

CP 45Pa (GR)

3-RAIL XXQ
3-RAIL XXQ
3-RAIL XXQ
3-RAIL XXQ

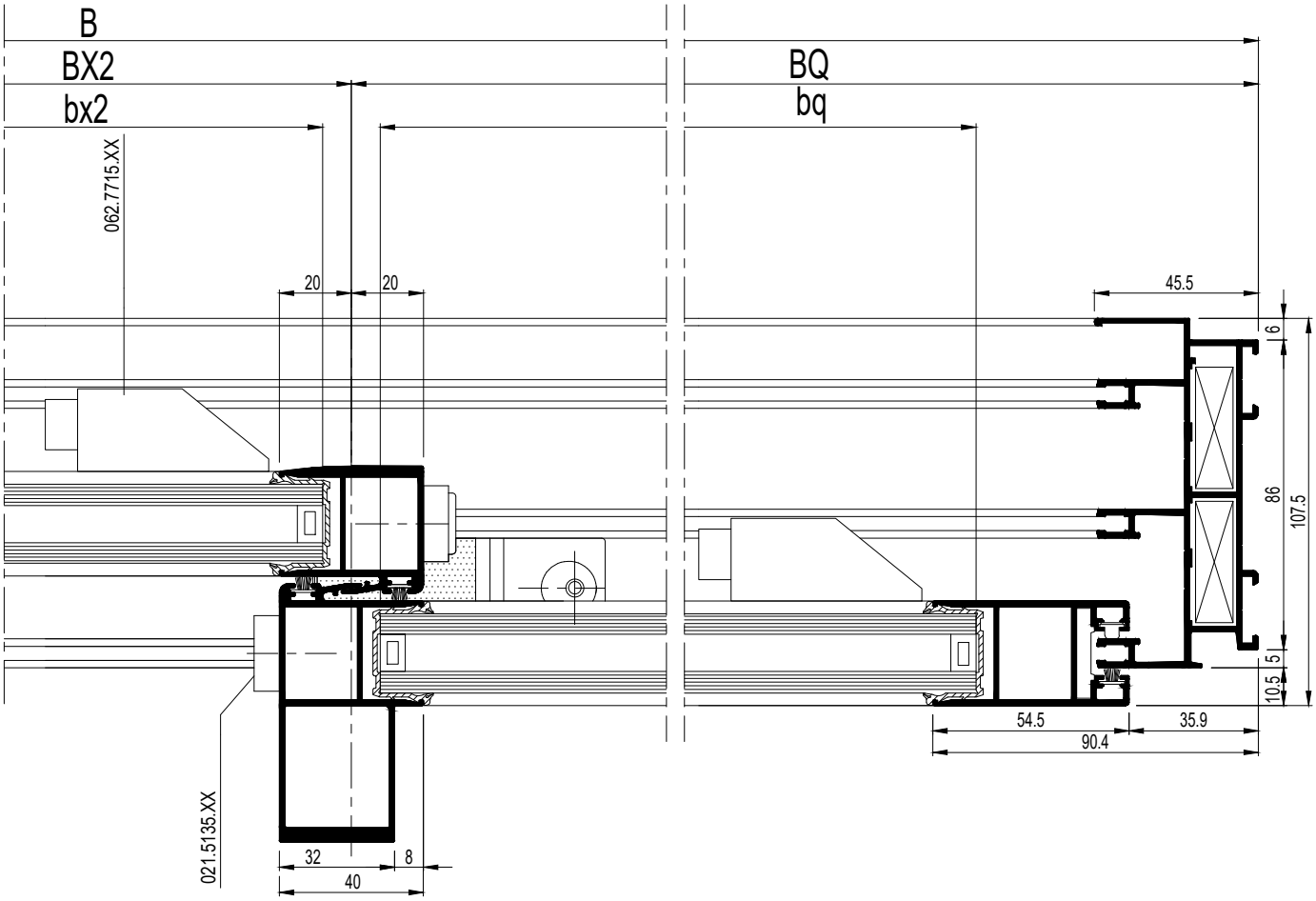

schaal - échelle
scale - Maßstab
1/2

D0082807

E

CP 45Pa (GR)

3-RAIL XXQ
3-RAIL XXQ
3-RAIL XXQ
3-RAIL XXQ

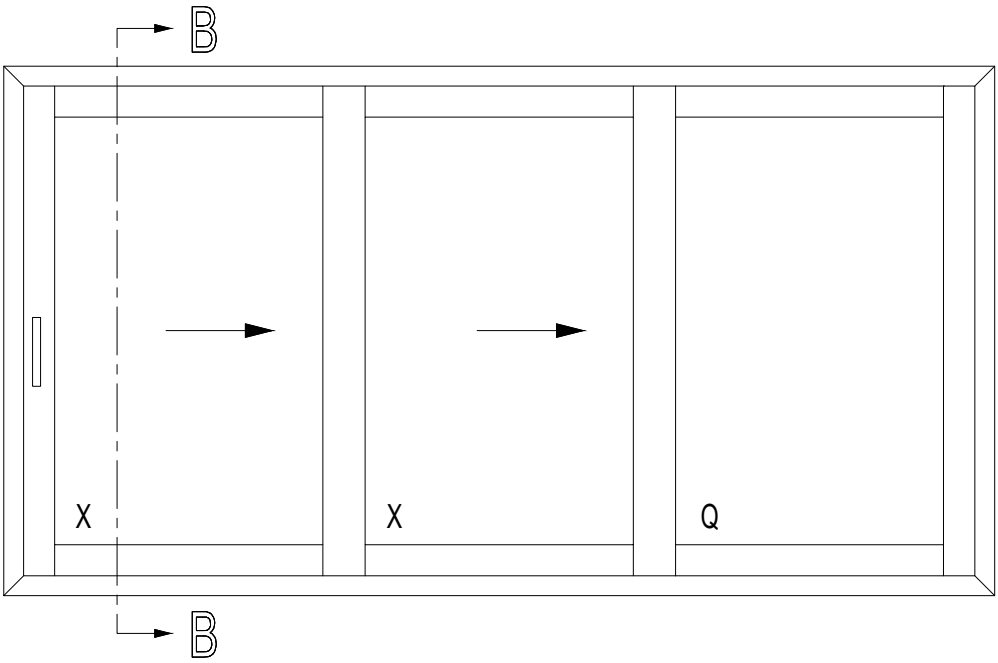

schaal - échelle
scale - Maßstab
1/2

D0082809

E

CP 45Pa (GR)

3-RAIL XXQ
3-RAIL XXQ
3-RAIL XXQ
3-RAIL XXQ

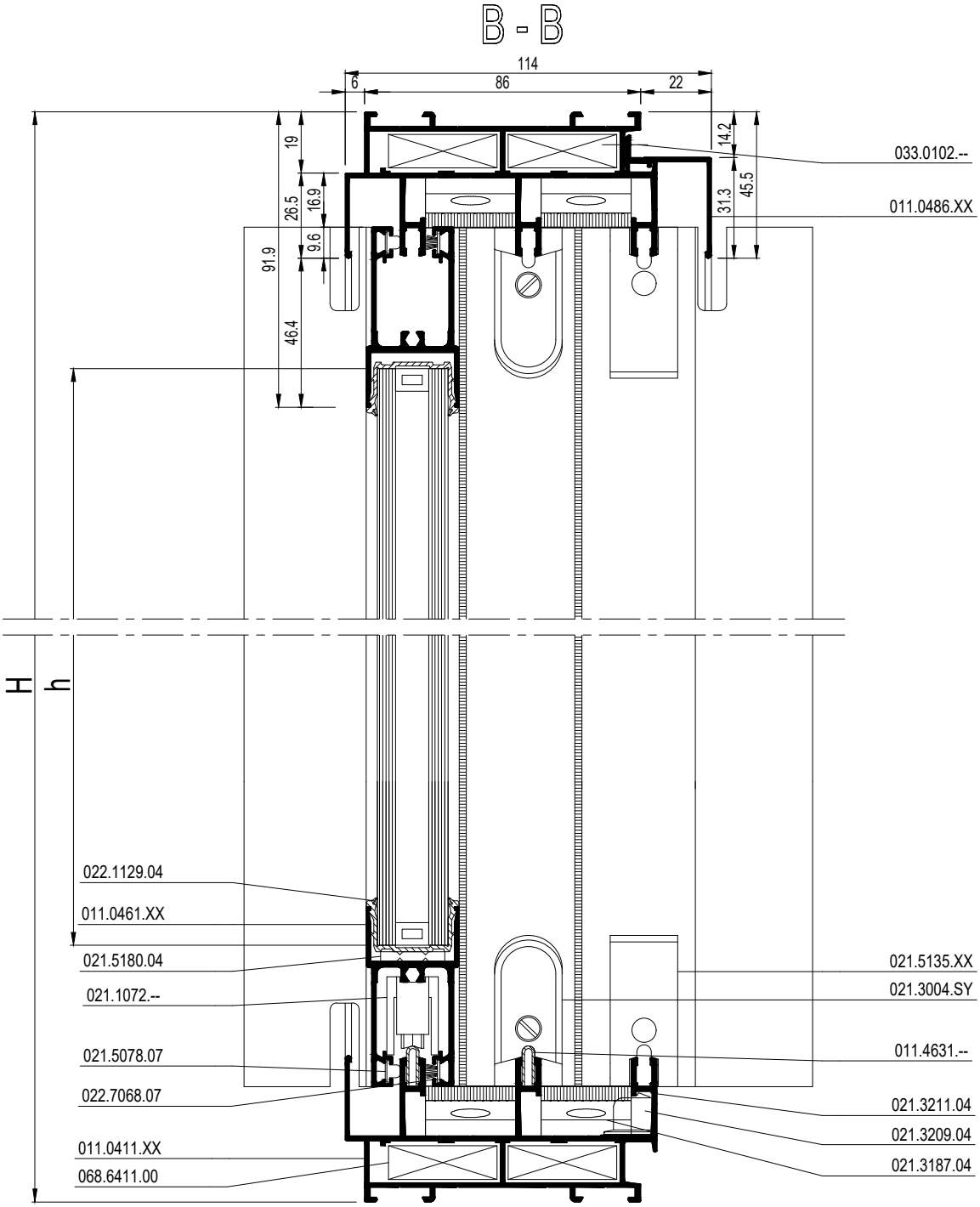

schaal - échelle
scale - Maßstab
1/2

D0082809

E

CP 45Pa (GR)

3-RAIL XXQ
3-RAIL XXQ
3-RAIL XXQ
3-RAIL XXQ

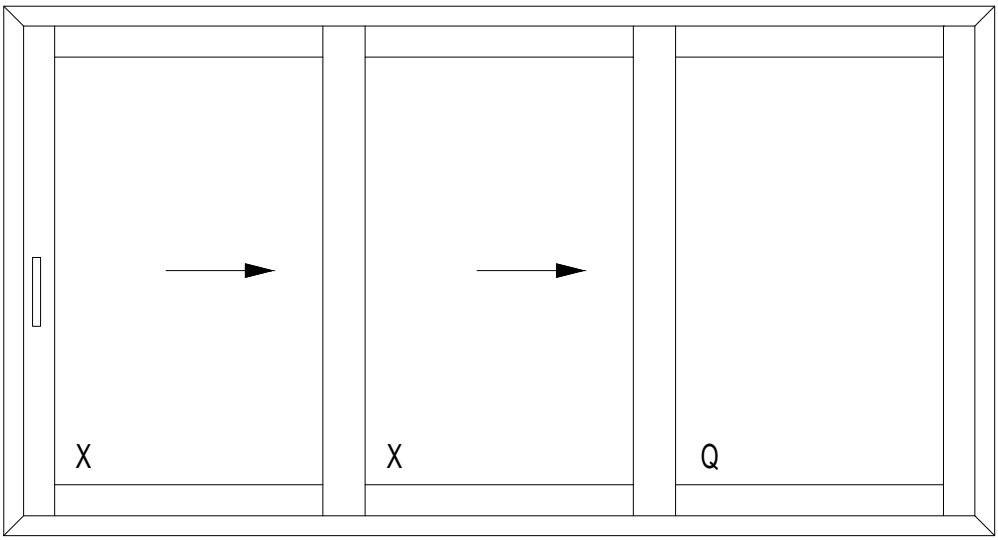

			#	Lm	
011.0411.XX			2	B	36.C....
			2	H	
011.0450.XX			2	H - 71.8	36.C....
011.0440.XX			2	H - 71.8	36.C....
011.0441.XX			2	H - 71.8	36.C....
011.0461.XX			2	BX1 - 33.4	36.C....
			2	BX2 + 37	
			2	BQ - 33.4	
011.0486.XX			1	B	36.C....
011.4631.--			2	B - 72	36.C....

E

schaal - échelle
scale - Maßstab
1/2

D0083359

CP 45Pa (GR)

3-RAIL XXQ
3-RAIL XXQ
3-RAIL XXQ
3-RAIL XXQ

bx1 = BX1 - 89.4
bx2 = BX2 - 19
bq = BQ - 89.4
hx/hq = H - 162.8

		#	
068.6411.00		8	36.G....
037.4408.--		12	36.G....
062.7105.--	1	1	36.G....
062.7870.--	1	1	36.G....
062.8001.17		1	36.G....
062.7106.XX		1	36.G....
062.7132.XX		1	36.G....
021.5180.04		6	36.G....
021.3004.SY		6	36.G....
021.5135.XX		2	36.G....
062.7882.04		4	36.G....
021.1072.--		2	36.G....
021.1177.--		2	36.G....
021.5097.04		2	36.G....
062.7715.XX		2	36.G....
050.5051.--		2	36.G....
021.3209.04		36.F....	36.G....
033.0102.--		1/300mm	36.G....
022.7068.07		(4xB)+(8xH)	36.G....
021.5078.07		22	36.G....
062.7883.04		2	36.G....
021.3187.04		2	36.G....
021.3211.04		6	36.G....
022.1129.04		(2xB)+(6xH)	36.G....

VLEUGELGEWICHT POIDS DU VANTAIL WEIGHT OF THE VENT FLUEGELGEWICHT	MAX. 120KG

schaal - échelle
scale - Maßstab
1/2

D0083359

E

CP 45Pa (GR)

3-RAIL XXO
3-RAIL XXO
3-RAIL XXO
3-RAIL XXO

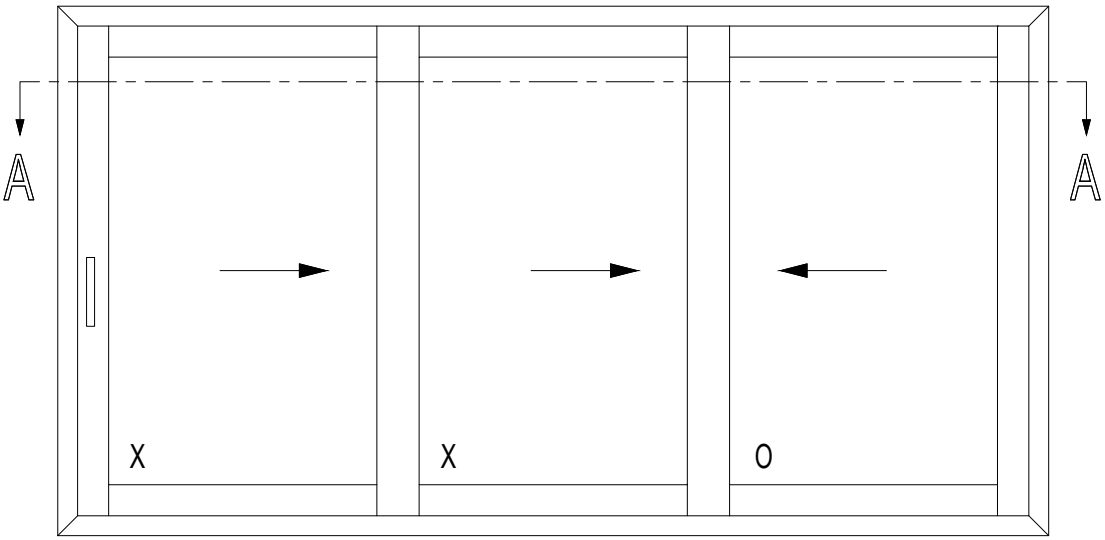

A - A

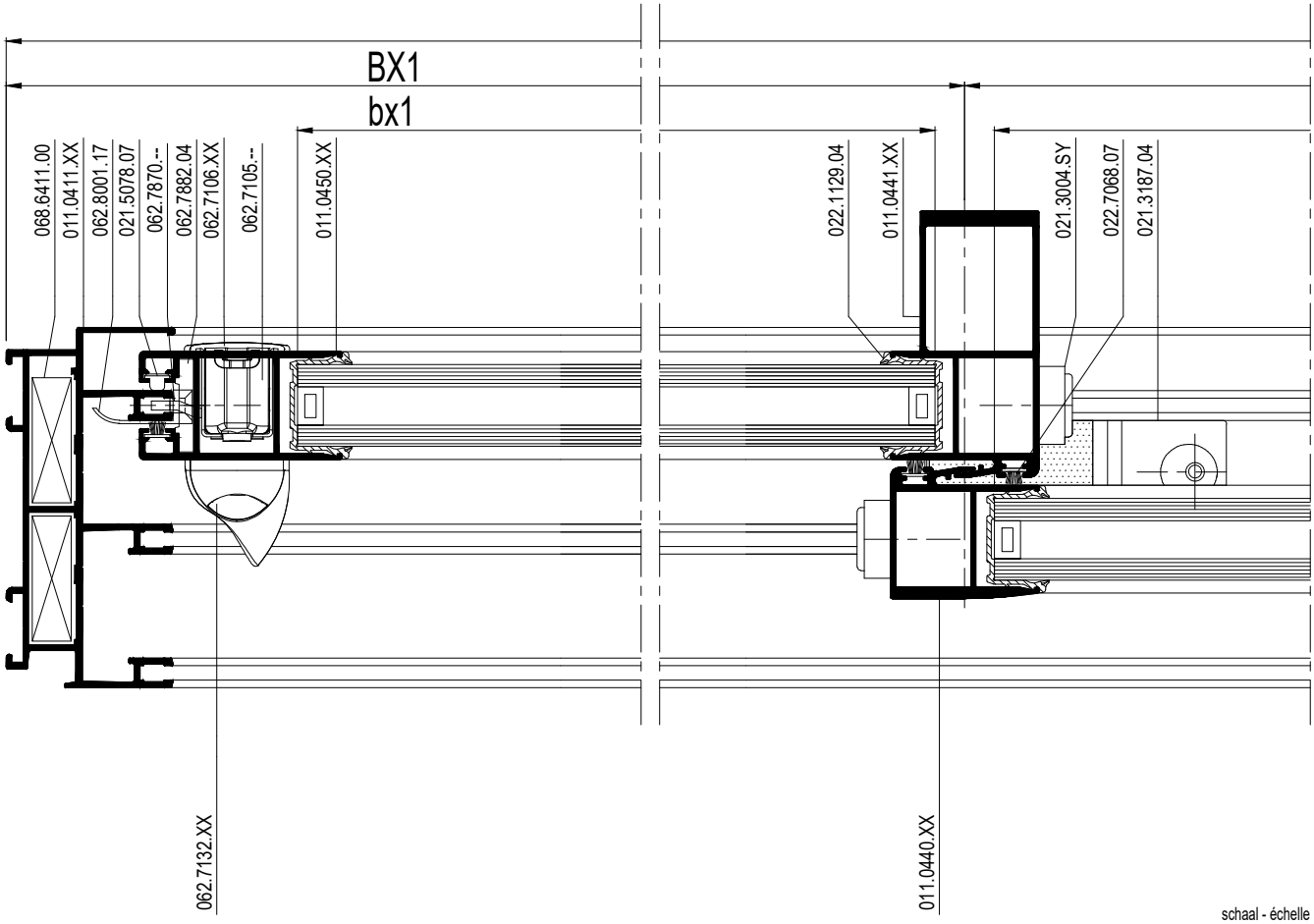

schaal - échelle
scale - Maßstab
1/2

D0082810

E

CP 45Pa (GR)

3-RAIL XXO
3-RAIL XXO
3-RAIL XXO
3-RAIL XXO

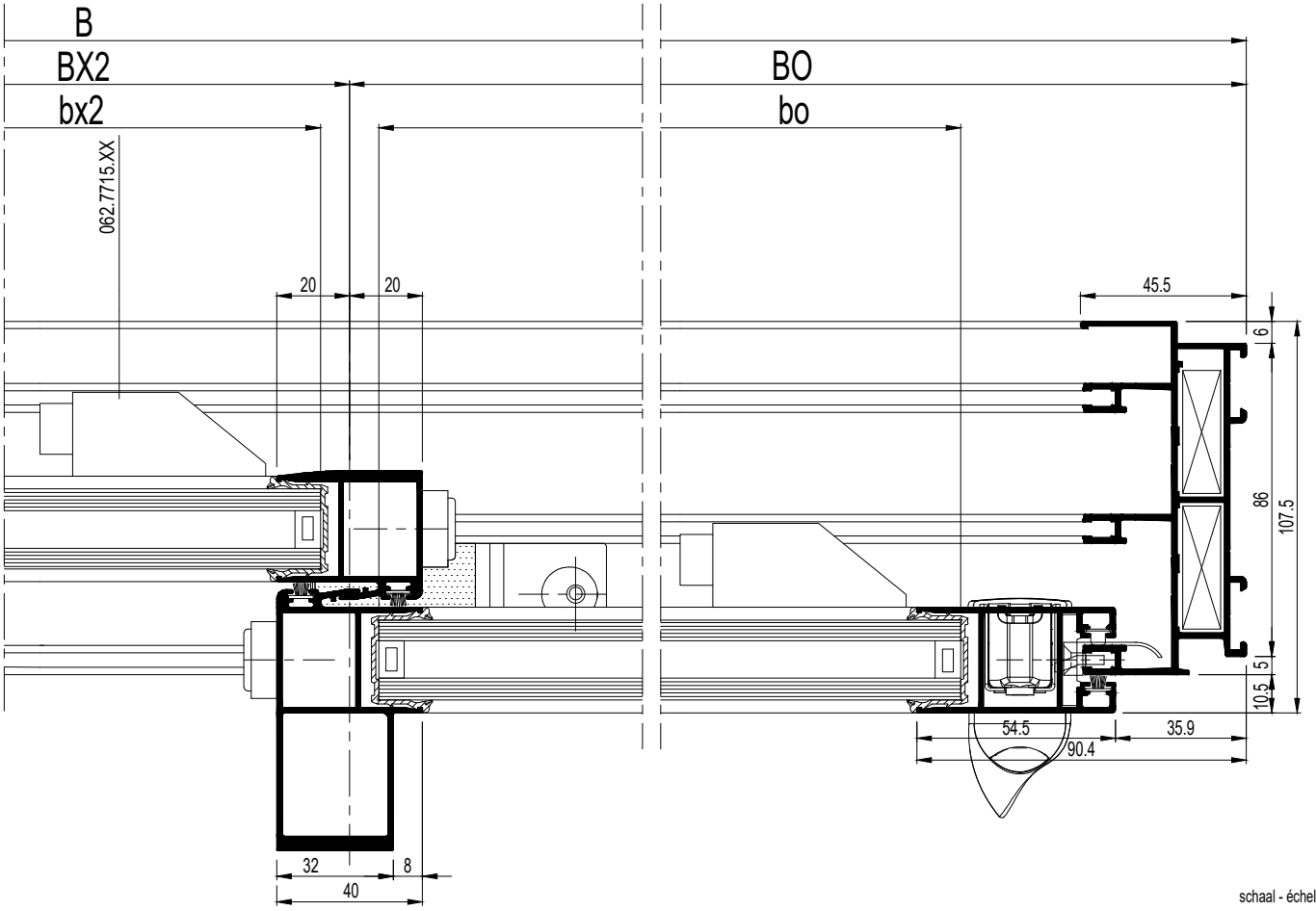

schaal - échelle
scale - Maßstab
1/2

D0082810

E

CP 45Pa (GR)

3-RAIL XXO
3-RAIL XXO
3-RAIL XXO
3-RAIL XXO

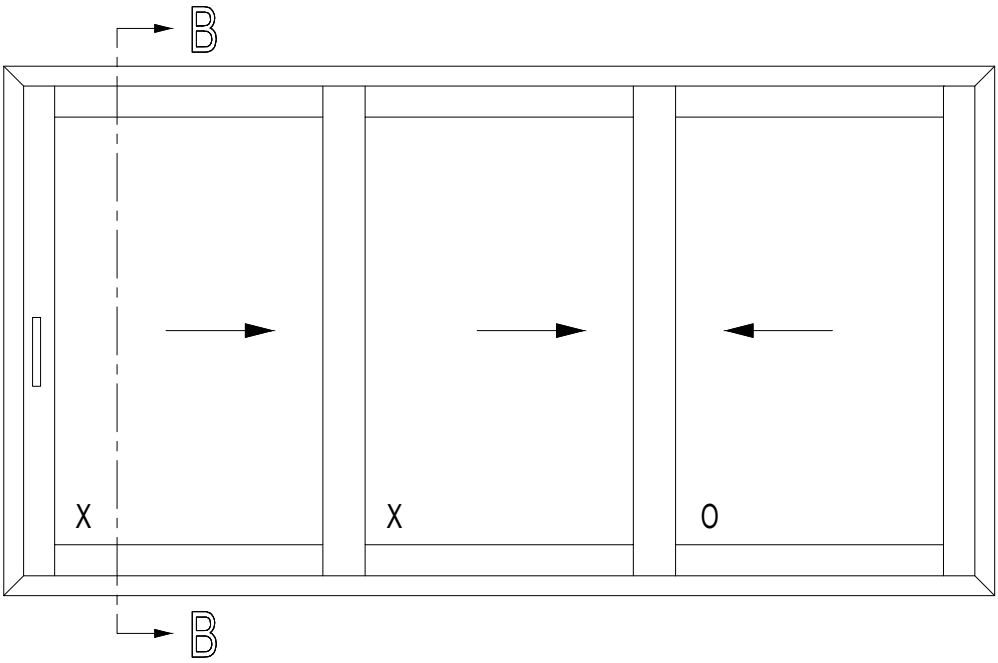

schaal - échelle
scale - Maßstab
1/2
D0082811

E

CP 45Pa (GR)

3-RAIL XXO
3-RAIL XXO
3-RAIL XXO
3-RAIL XXO

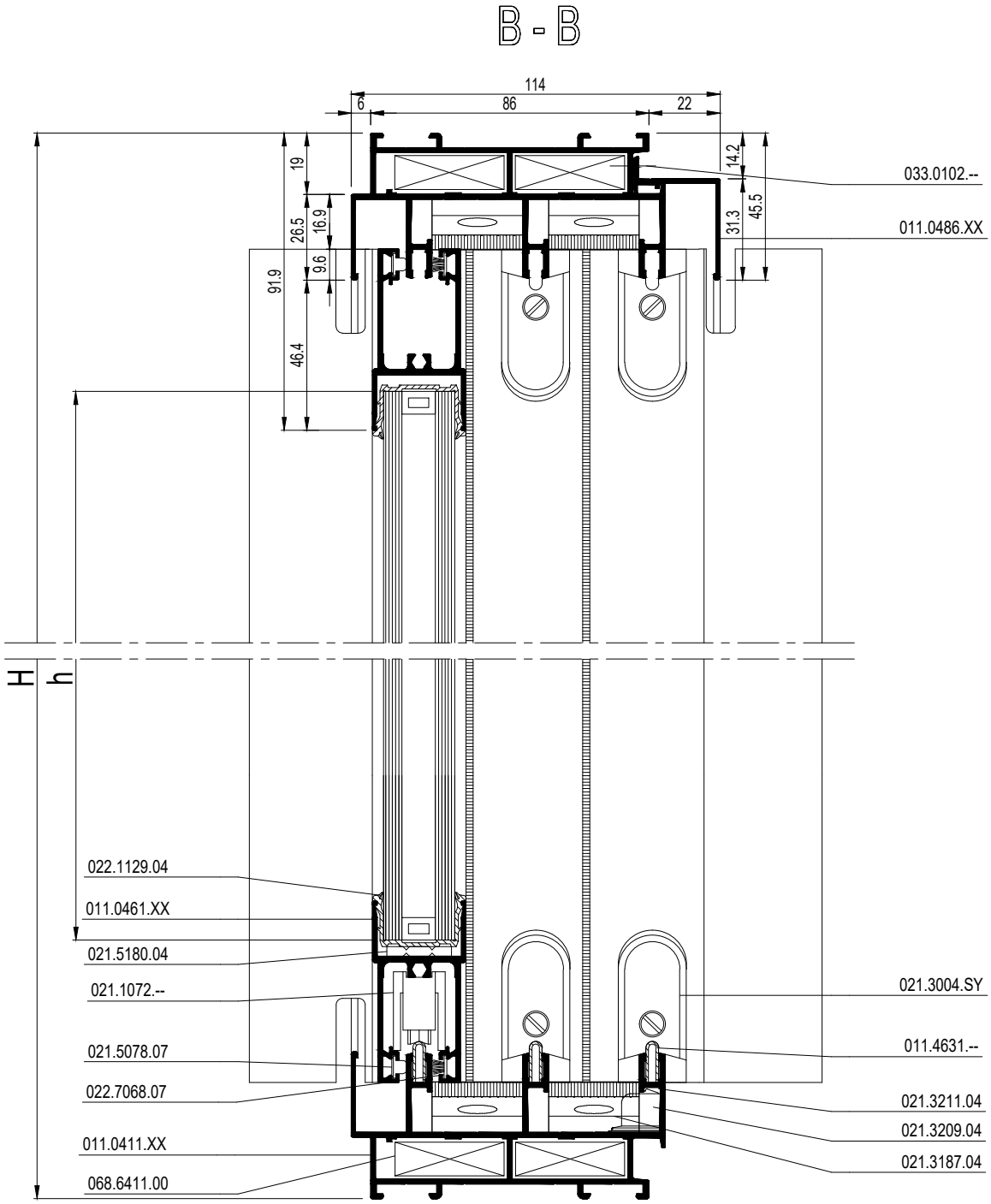

schaal - échelle
scale - Maßstab
1/2

D0082811

E

CP 45Pa (GR)

3-RAIL XXO
3-RAIL XXO
3-RAIL XXO
3-RAIL XXO

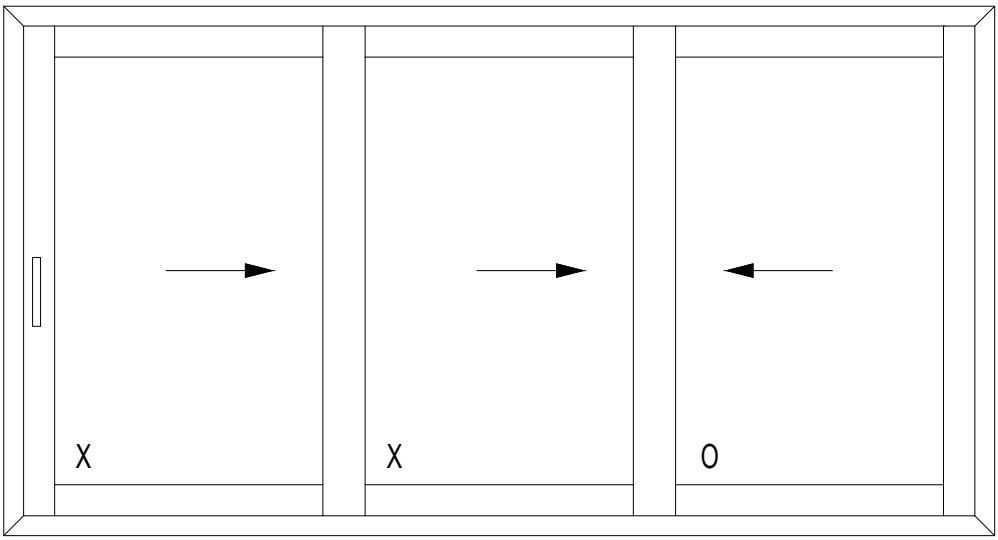

			#	Lm	
011.0411.XX			2	B	36.C....
			2	H	
011.0450.XX			2	H - 71.8	36.C....
011.0440.XX			2	H - 71.8	36.C....
011.0441.XX			2	H - 71.8	36.C....
011.0461.XX			2	BX1 - 33.4	36.C....
			2	BX2 + 37	
			2	BQ - 33.4	
011.0486.XX			1	B	36.C....
011.4631.--			3	B - 72	36.C....

E

schaal - échelle
scale - Maßstab
1/2

D0083365

CP 45Pa (GR)

3-RAIL XXO
3-RAIL XXO
3-RAIL XXO
3-RAIL XXO

bx1 = BX1 - 89.4
bx2 = BX2 - 19
bo = BO - 89.4
hx/ho = H - 162.8

		#	
068.6411.00		8	36.G....
037.4408.--		12	36.G....
062.7105.--	1	2	36.G....
062.7870.--	1	2	36.G....
062.8001.17		2	36.G....
062.7106.XX		2	36.G....
062.7132.XX		2	36.G....
021.5180.04		6	36.G....
021.3004.SY		8	36.G....
062.7882.04		4	36.G....
021.1072.--		3	36.G....
021.1177.--		3	36.G....
062.7715.XX		2	36.G....
050.5051.--		2	36.G....
021.3209.04		36.F....	36.G....
033.0102.--		1/300mm	36.G....
022.7068.07		(4xB)+(8xH)	36.G....
021.5078.07		22	36.G....
062.7883.04		4	36.G....
021.3187.04		2	36.G....
021.3211.04		6	36.G....
022.1129.04		(2xB)+(6xH)	36.G....

VLEUGELGEWICHT POIDS DU VANTAIL WEIGHT OF THE VENT FLUEGELGEWICHT	MAX. 120KG

schaal - échelle
scale - Maßstab
1/2

D0083365

E

CP 45Pa (GR)

3-RAIL QXXXXQ
3-RAIL QXXXXQ
3-RAIL QXXXXQ
3-RAIL QXXXXQ

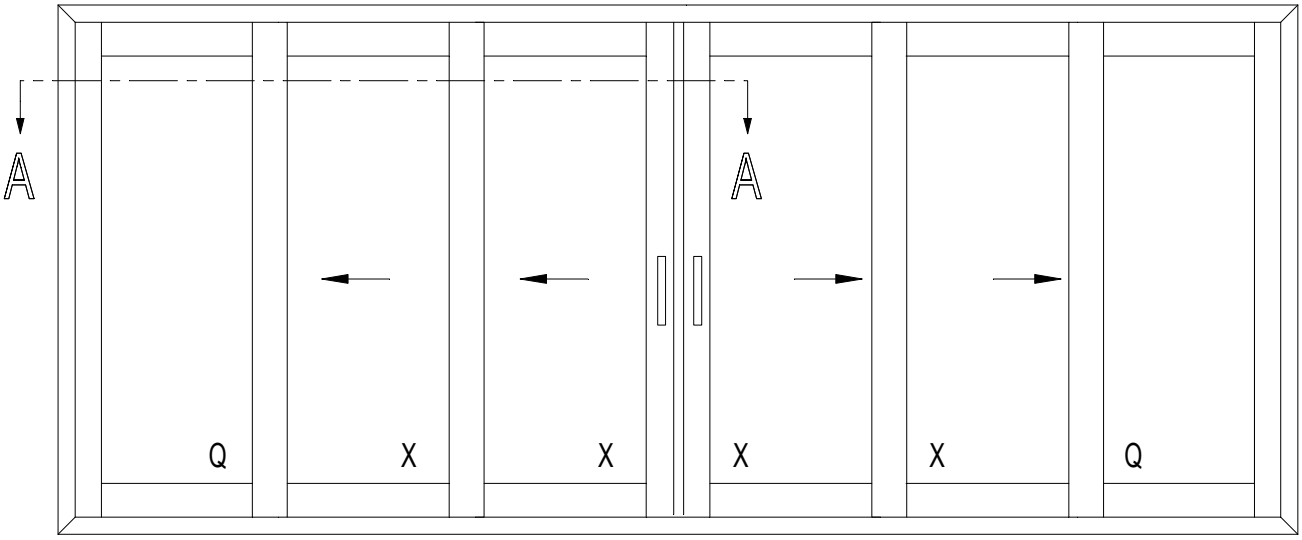

A - A

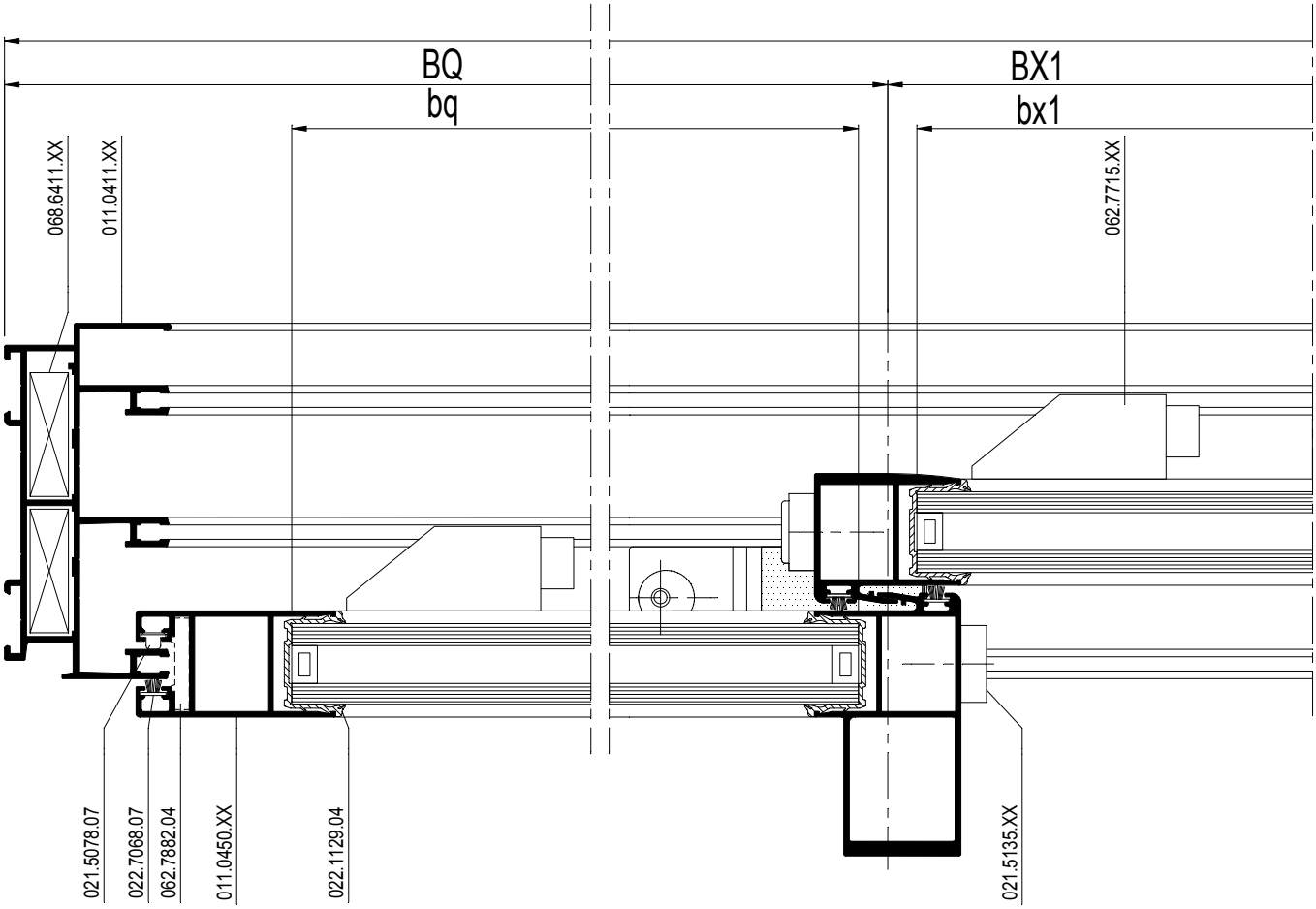

schaal - échelle
scale - Maßstab
1/2

D0082812

E

CP 45Pa (GR)

3-RAIL QXXXXQ
3-RAIL QXXXXQ
3-RAIL QXXXXQ
3-RAIL QXXXXQ

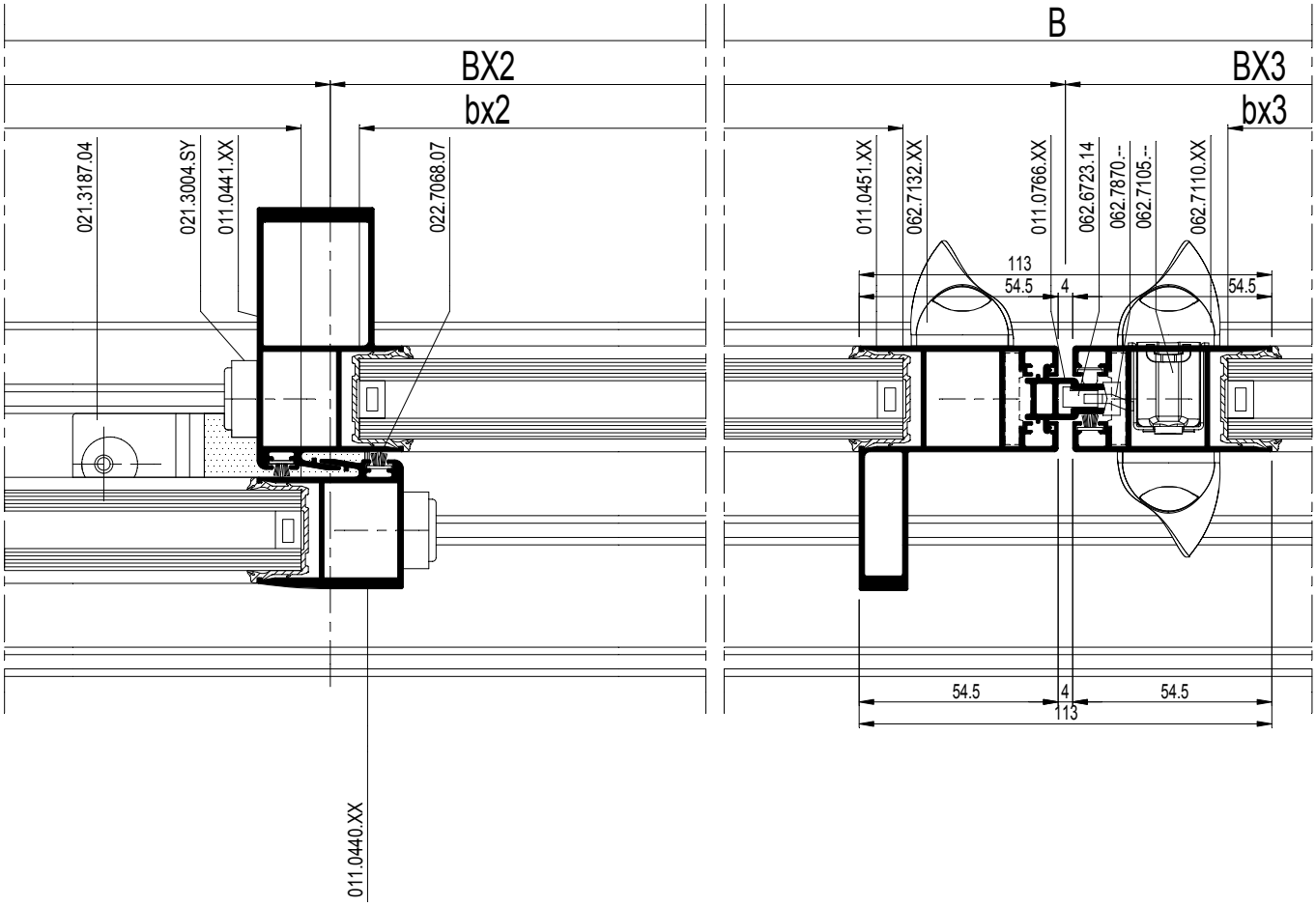

schaal - échelle
scale - Maßstab
1/2

D0082812

E

CP 45Pa (GR)

3-RAIL QXXXXQ
3-RAIL QXXXXQ
3-RAIL QXXXXQ
3-RAIL QXXXXQ

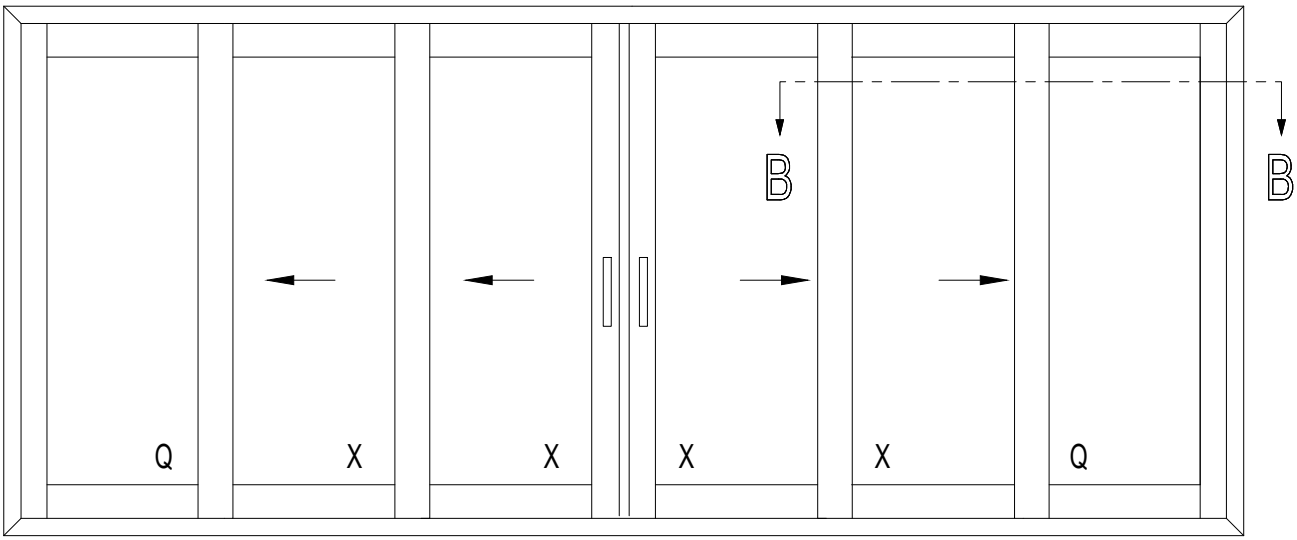

B - B

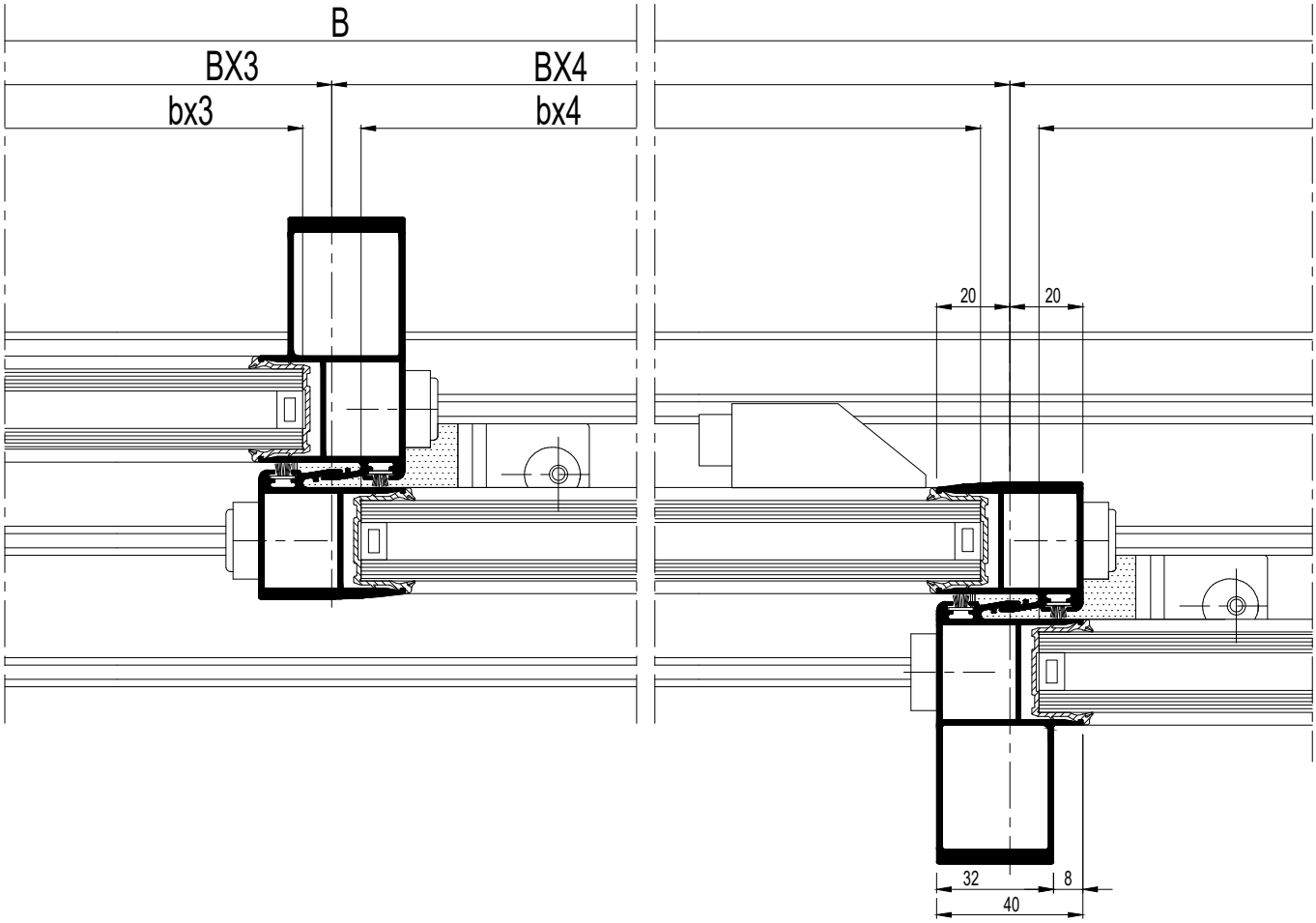

schaal - échelle
scale - Maßstab
1/2

D0082827

E

CP 45Pa (GR)

3-RAIL QXXXXQ
3-RAIL QXXXXQ
3-RAIL QXXXXQ
3-RAIL QXXXXQ

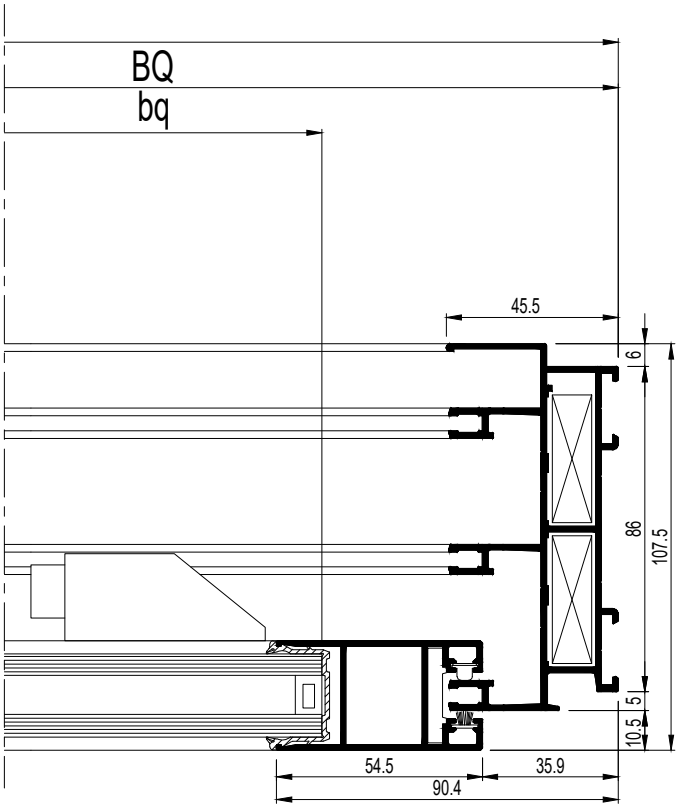

schaal - échelle
scale - Maßstab
1/2

D0082827

E

CP 45Pa (GR)

3-RAIL QXXXXQ
3-RAIL QXXXXQ
3-RAIL QXXXXQ
3-RAIL QXXXXQ

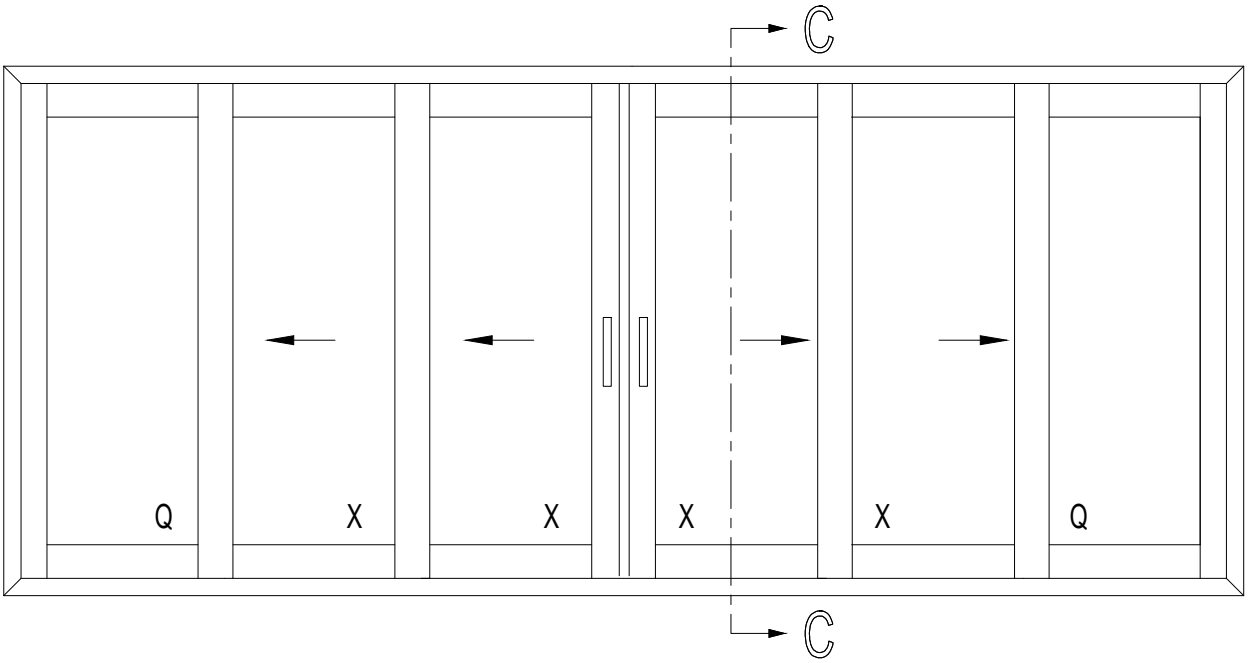

schaal - échelle
scale - Maßstab
1/2
D0082828

E

C - C

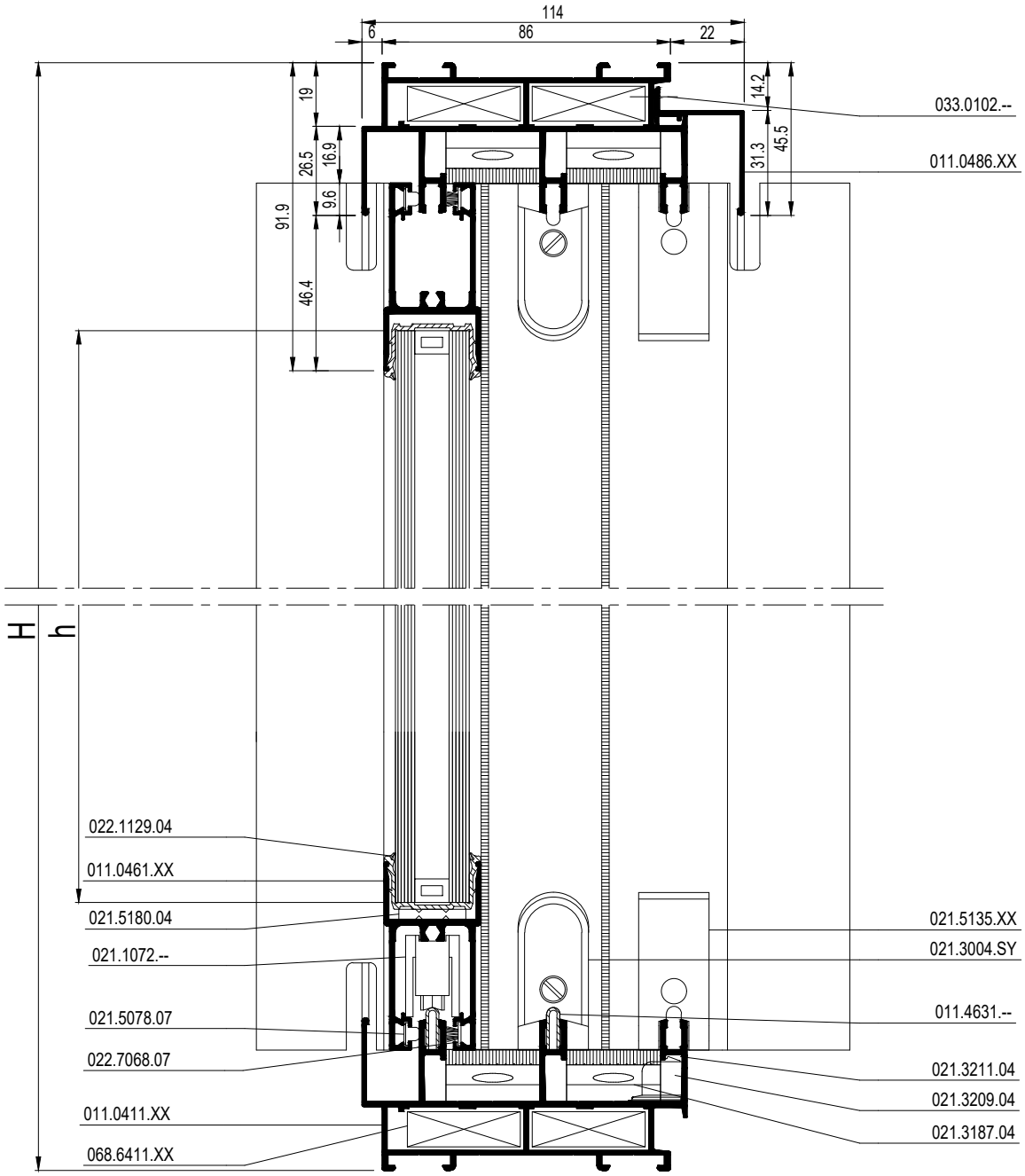

schaal - échelle
scale - Maßstab
1/2

D0082828

E

CP 45Pa (GR)

3-RAIL QXXXXQ
3-RAIL QXXXXQ
3-RAIL QXXXXQ
3-RAIL QXXXXQ

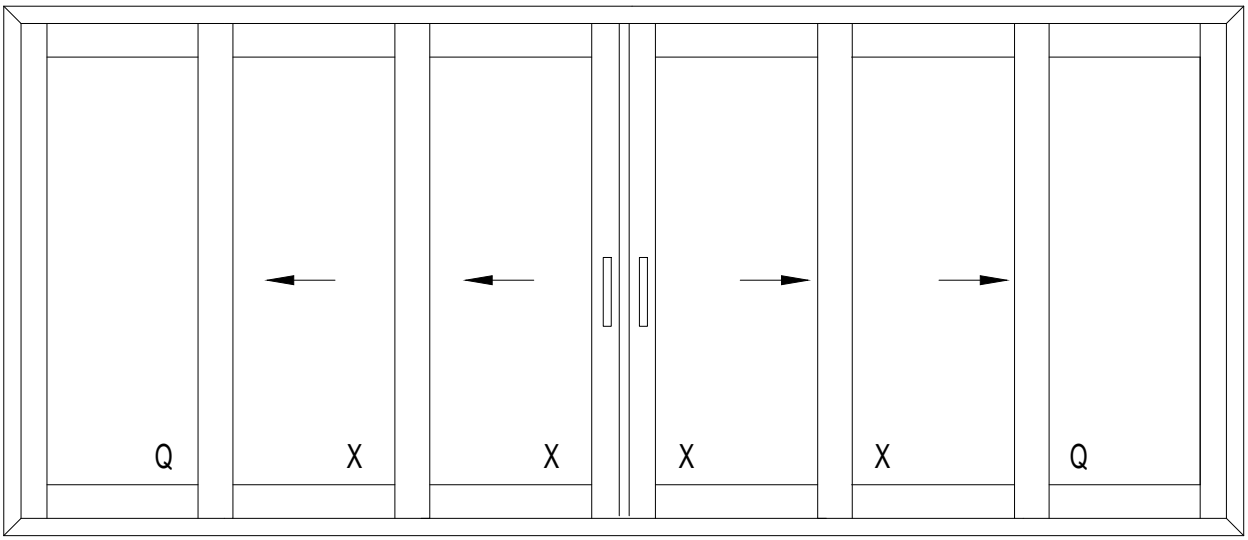

			#	Lm	
011.0411.XX			2	B	36.C....
			2	H	
011.0450.XX			3	H - 71.8	36.C....
011.0451.XX			1	H - 71.8	36.C....
011.0440.XX			4	H - 71.8	36.C....
011.0441.XX			4	H - 71.8	36.C....
011.0461.XX			2	BX1 +37	36.C....
			2	BX2 + 0.5	
			2	BX3 + 0.5	
			2	BX4 + 37	
			4	BQ - 33.4	
011.0486.XX			1	B	36.C....
011.0766.XX			1	H - 111.8	36.C....
011.4631.--			2	B - 72	36.C....

E

schaal - échelle
scale - Maßstab
1/2

D0083371

CP 45Pa (GR)

3-RAIL QXXXXQ
3-RAIL QXXXXQ
3-RAIL QXXXXQ
3-RAIL QXXXXQ

Reynaers Aluminium

bx1 = BX1 - 19
bx2 = BX2 - 55.5
bx3 = BX3 - 55.5
bx4 = BX4 - 19
bq = BQ - 89.4
hx/hq = H - 162.8

		#	
068.6411.00		8	36.G....
037.4408.--		24	36.G....
062.7105.--	1	1	36.G....
062.7870.--	1	1	36.G....
062.6723.14		1	36.G....
062.7110.XX		1	36.G....
062.7132.XX		2	36.G....
057.5711.--		2	36.G....
021.5180.04		12	36.G....
021.3004.SY		12	36.G....
021.5135.XX		4	36.G....
062.7882.04		8	36.G....
021.1072.--		4	36.G....
021.1177.--		4	36.G....
021.5097.04		4	36.G....
062.7715.XX		4	36.G....
050.5051.--		4	36.G....
021.3209.04		36.F....	36.G....
032.8408.--		1/500mm	36.G....
033.0102.--		1/300mm	36.G....
022.7068.07		(4xB)+(14xH)	36.G....
021.5078.07		42	36.G....
021.3187.04		4	36.G....
021.3211.04		12	36.G....
022.5502.SY		1	36.G....
022.1129.04		(2xB)+(12xH)	36.G....

VLEUGELGEWICHT POIDS DU VANTAIL WEIGHT OF THE VENT FLUEGELGEWICHT	MAX. 120KG

schaal - échelle
scale - Maßstab
1/2

D0083371

E

CP 45Pa (GR)

3-RAIL OXXXXO
3-RAIL OXXXXO
3-RAIL OXXXXO
3-RAIL OXXXXO

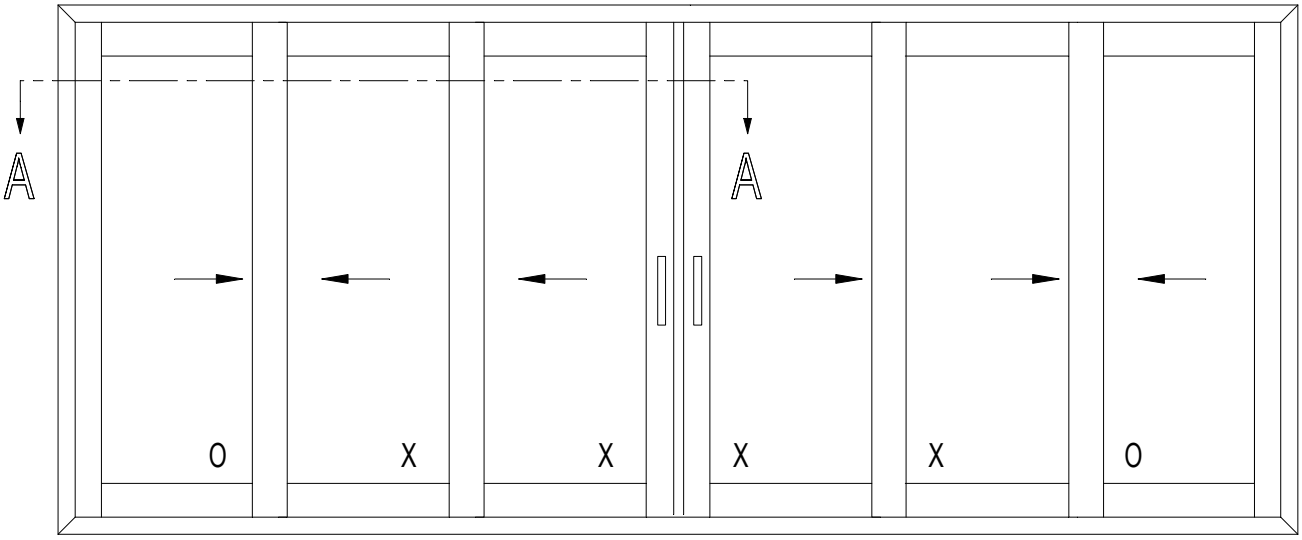

A - A

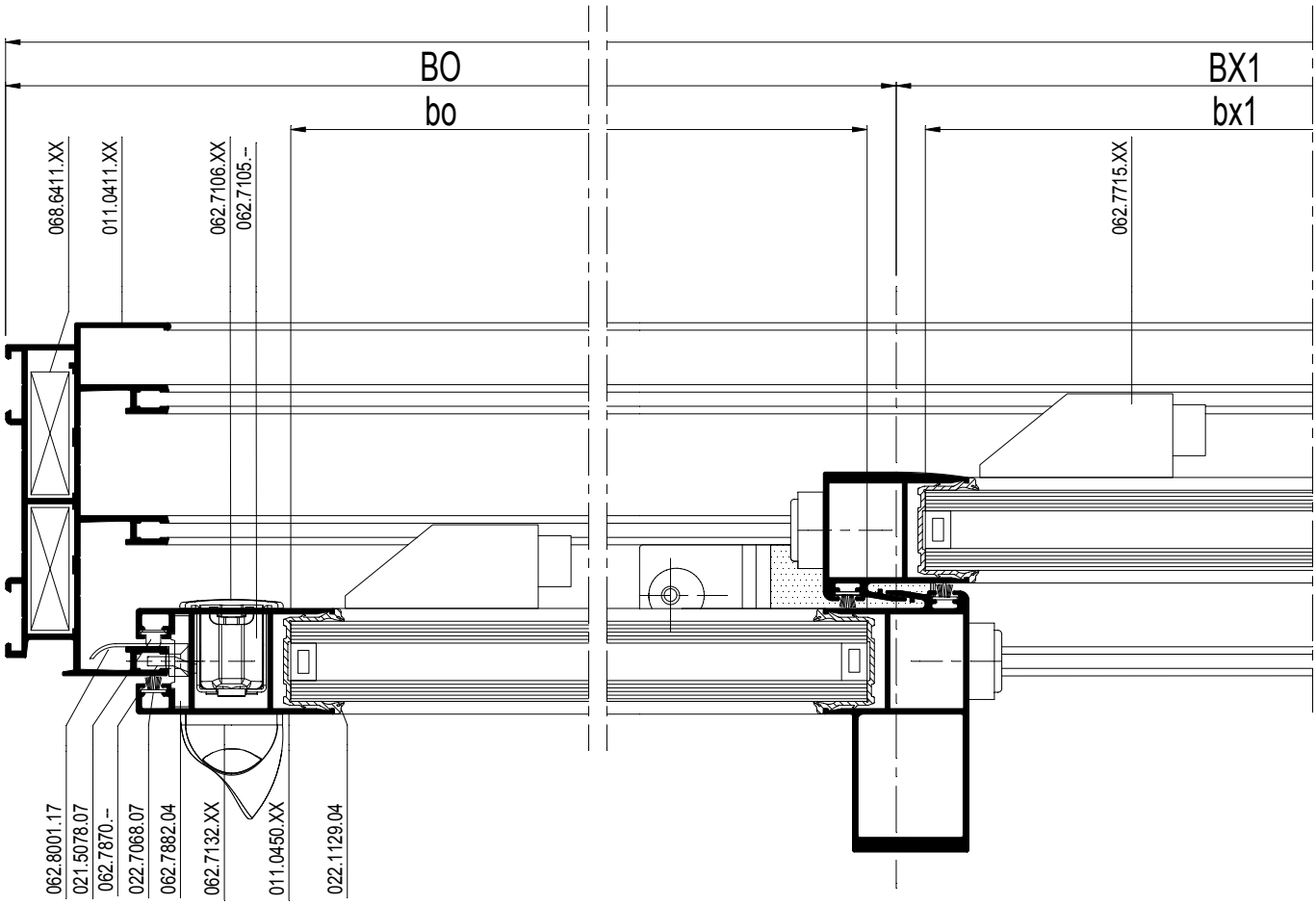

schaal - échelle
scale - Maßstab
1/2

D0082829

E

CP 45Pa (GR)

3-RAIL OXXXXO
3-RAIL OXXXXO
3-RAIL OXXXXO
3-RAIL OXXXXO

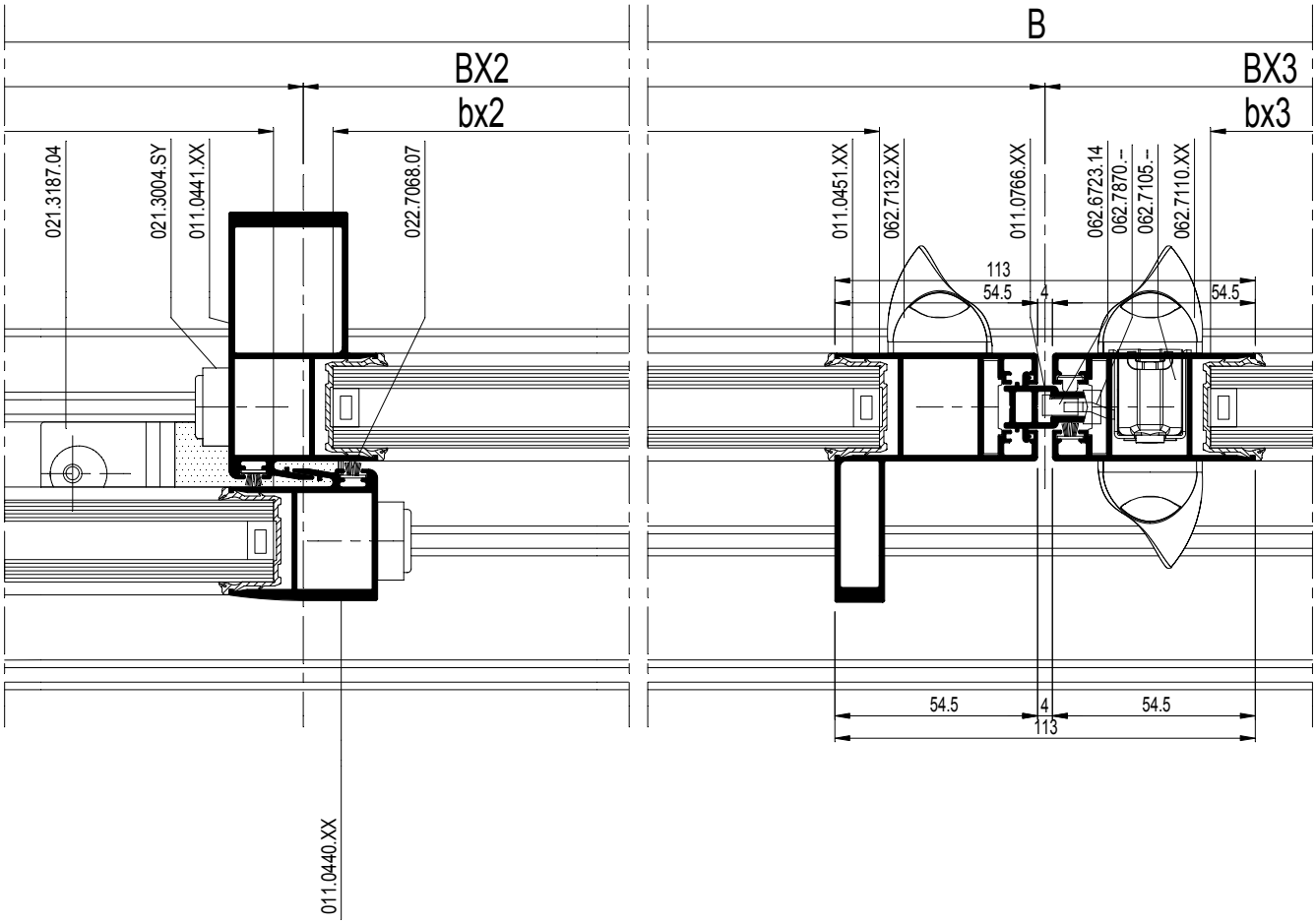

schaal - échelle
scale - Maßstab
1/2

D0082829

E

CP 45Pa (GR)

3-RAIL OXXXXO
3-RAIL OXXXXO
3-RAIL OXXXXO
3-RAIL OXXXXO

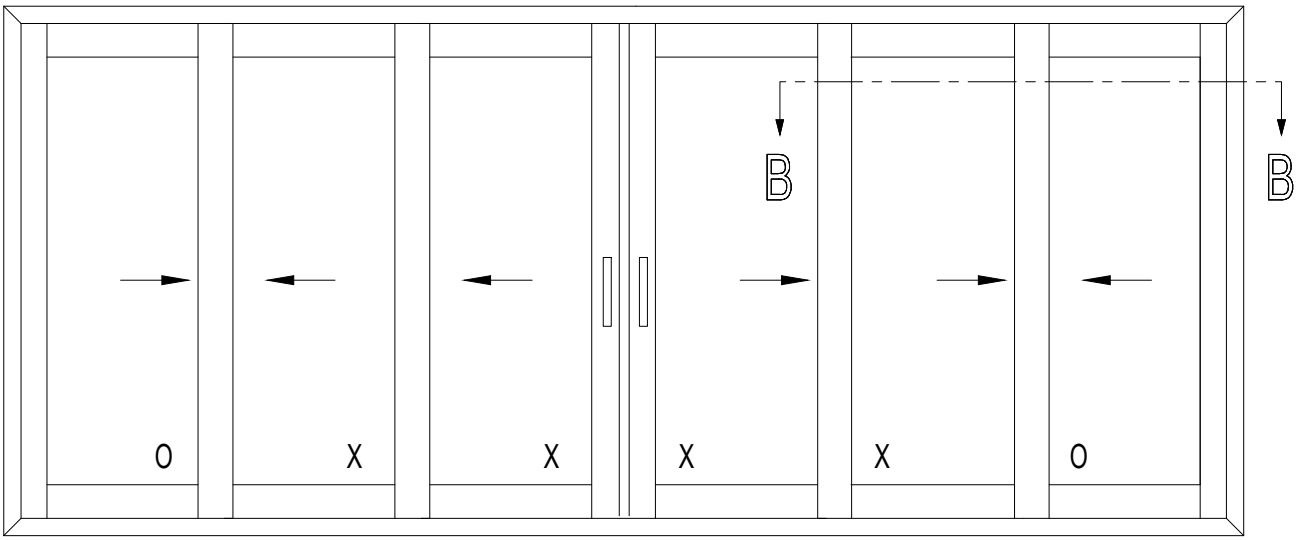

B - B

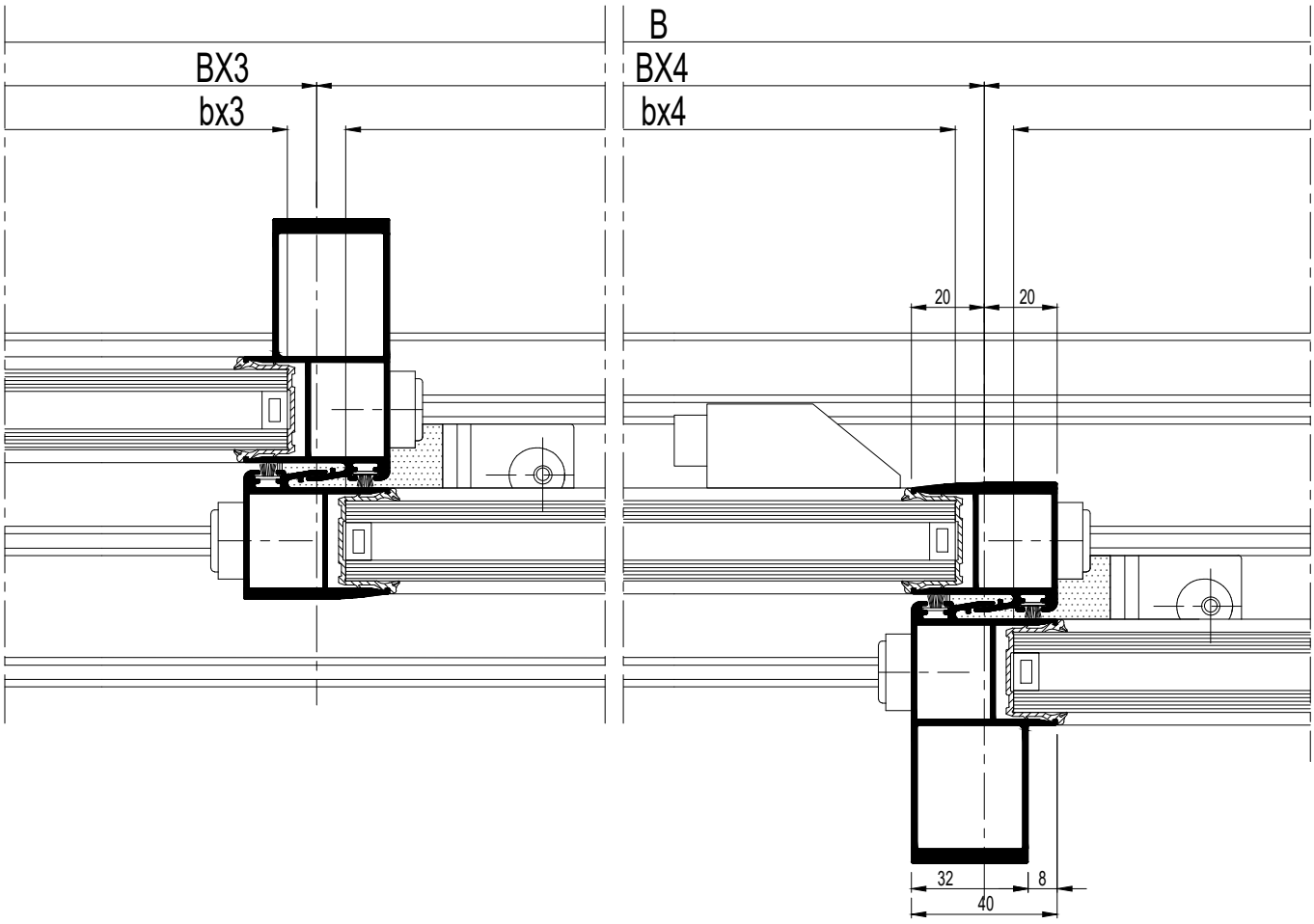

schaal - échelle
scale - Maßstab
1/2

D0082831

E

CP 45Pa (GR)

3-RAIL OXXXXO
3-RAIL OXXXXO
3-RAIL OXXXXO
3-RAIL OXXXXO

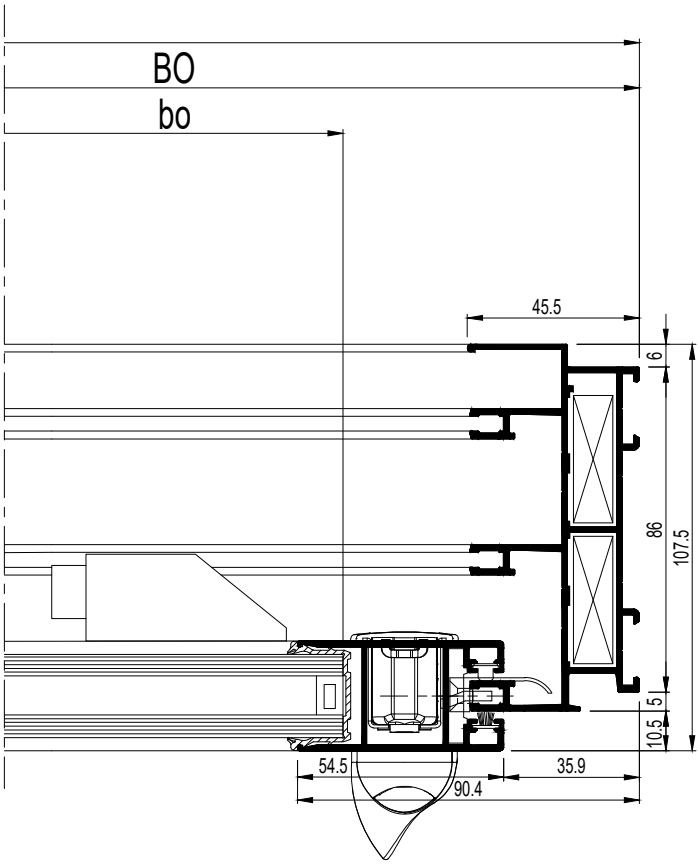

schaal - échelle
scale - Maßstab
1/2

D0082831

E

CP 45Pa (GR)

3-RAIL OXXXXO
3-RAIL OXXXXO
3-RAIL OXXXXO
3-RAIL OXXXXO

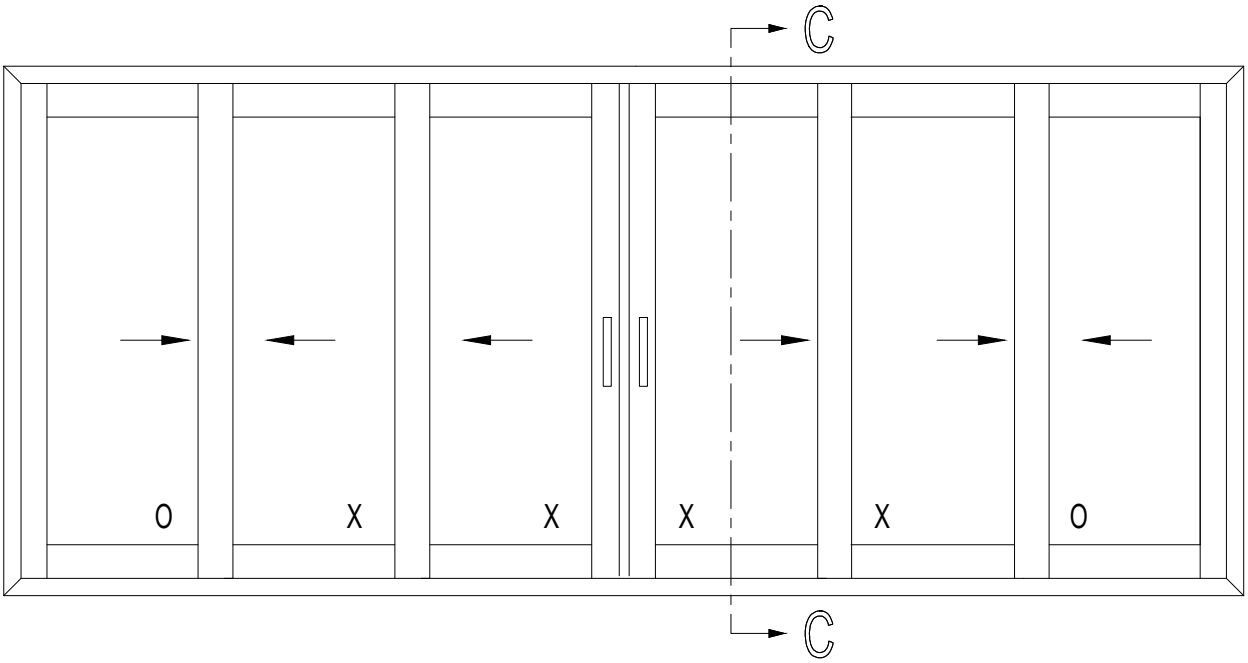

schaal - échelle
scale - Maßstab
1/2
D0082832

E

CP 45Pa (GR)

3-RAIL OXXXXO
3-RAIL OXXXXO
3-RAIL OXXXXO
3-RAIL OXXXXO

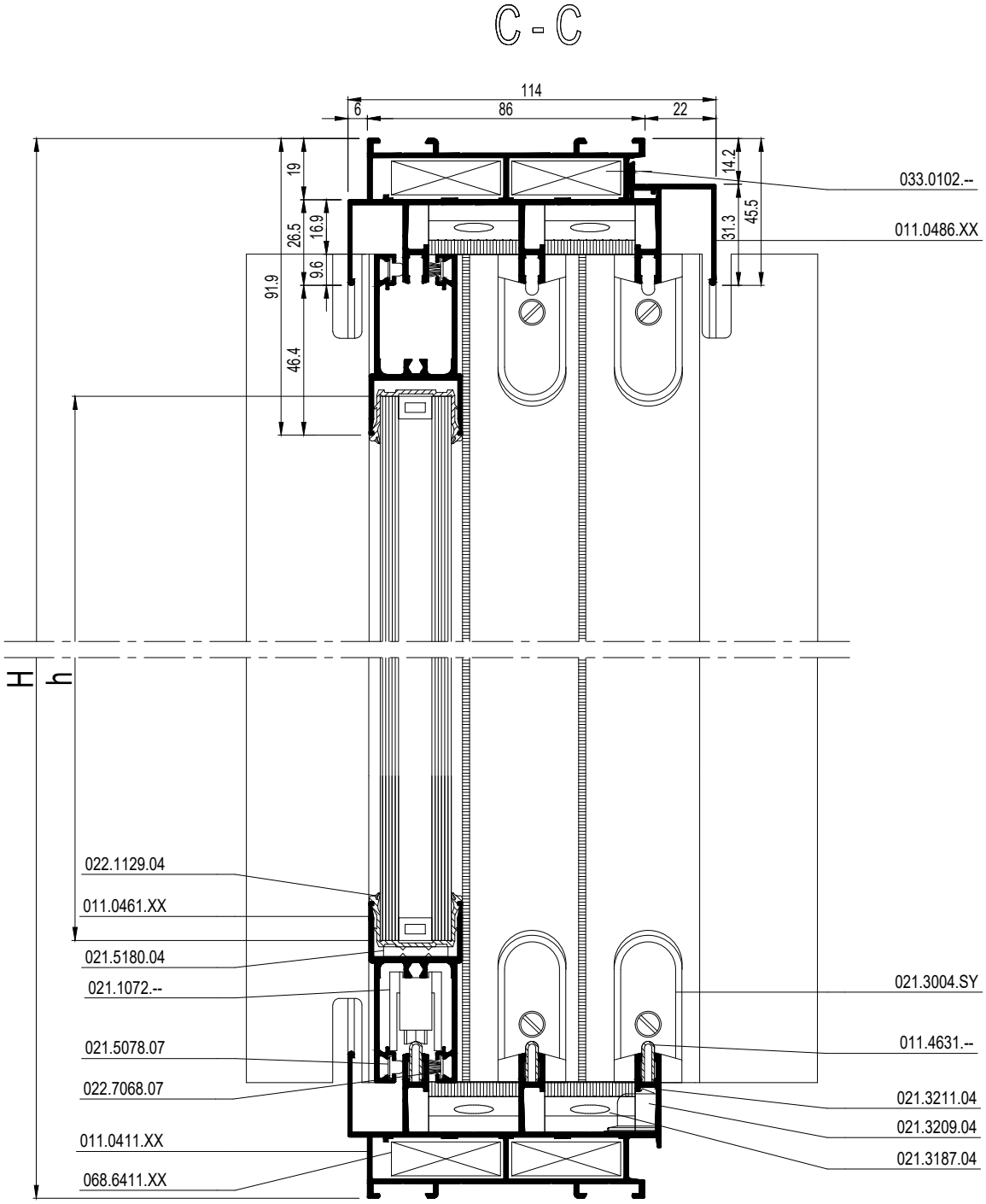

schaal - échelle
scale - Maßstab
1/2

D0082832

E

CP 45Pa (GR)

3-RAIL OXXXXO
3-RAIL OXXXXO
3-RAIL OXXXXO
3-RAIL OXXXXO

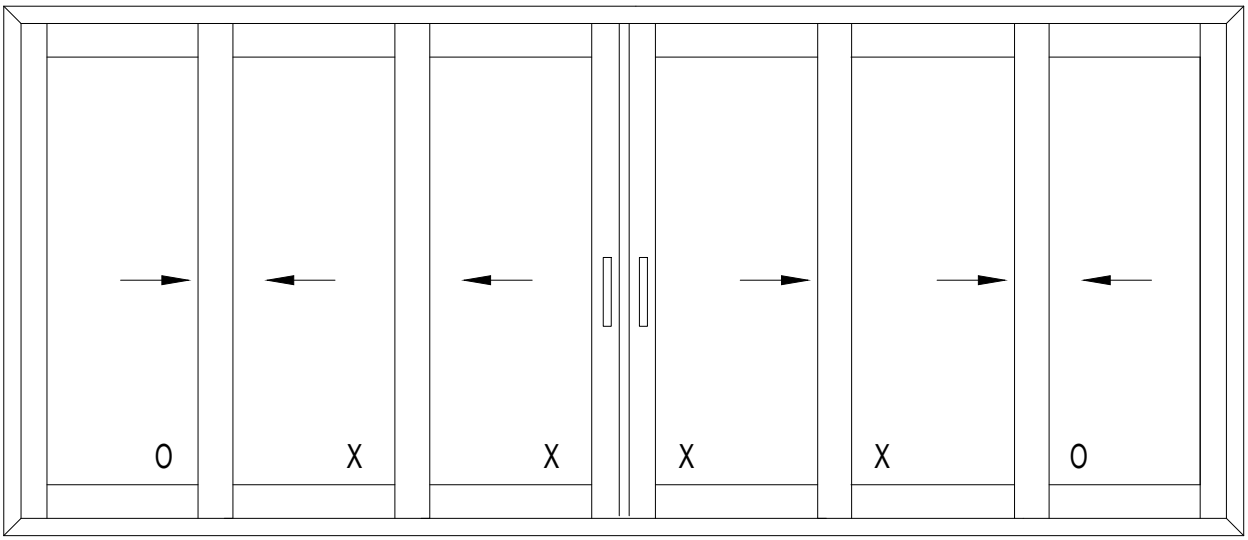

		#	Lm	
011.0411.XX		2	B	36.C....
		2	H	
011.0450.XX		3	H - 71.8	36.C....
011.0451.XX		1	H - 71.8	36.C....
011.0440.XX		4	H - 71.8	36.C....
011.0441.XX		4	H - 71.8	36.C....
011.0461.XX		2	BX1 +37	36.C....
		2	BX2 + 0.5	
		2	BX3 + 0.5	
		2	BX4 + 37	
		4	BO - 33.4	
011.0486.XX		1	B	36.C....
011.0766.XX		1	H - 111.8	36.C....
011.4631.--		3	B - 72	36.C....

E

schaal - échelle
scale - Maßstab
1/2

D0083384

CP 45Pa (GR)

3-RAIL OXXXXO
3-RAIL OXXXXO
3-RAIL OXXXXO
3-RAIL OXXXXO

bx1 = BX1 - 19
bx2 = BX2 - 55.5
bx3 = BX3 - 55.5
bx4 = BX4 - 19
bo = BO - 89.4
hx/ho = H - 162.8

		#	
068.6411.00		8	36.G....
037.4408.--		24	36.G....
062.7105.--	1	3	36.G....
062.7870.--	1	3	36.G....
062.8001.17		2	36.G....
062.6723.14		1	36.G....
062.7106.XX		2	36.G....
062.7110.XX		1	36.G....
062.7132.XX		4	36.G....
057.5711.--		2	36.G....
021.5180.04		12	36.G....
021.3004.SY		16	36.G....
062.7882.04		8	36.G....
021.1072.--		6	36.G....
021.1177.--		6	36.G....
062.7715.XX		4	36.G....
050.5051.--		4	36.G....
021.3209.04		36.F....	36.G....
032.8408.--		1/500mm	36.G....
033.0102.--		1/300mm	36.G....
022.7068.07		(4xB)+(14xH)	36.G....
021.5078.07		42	36.G....
062.7883.04		4	36.G....
021.3187.04		4	36.G....
021.3211.04		12	36.G....
022.5502.SY		1	36.G....
022.1129.04		(2xB)+(12xH)	36.G....

VLEUGELGEWICHT POIDS DU VANTAIL WEIGHT OF THE VENT FLUEGELGEWICHT	MAX. 120KG

schaal - échelle
scale - Maßstab
1/2

D0083384

E

CP 45Pa (GR)

3-RAIL XXQ FLAT BOTTOM
3-RAIL XXQ FLAT BOTTOM
3-RAIL XXQ FLAT BOTTOM
3-RAIL XXQ FLAT BOTTOM

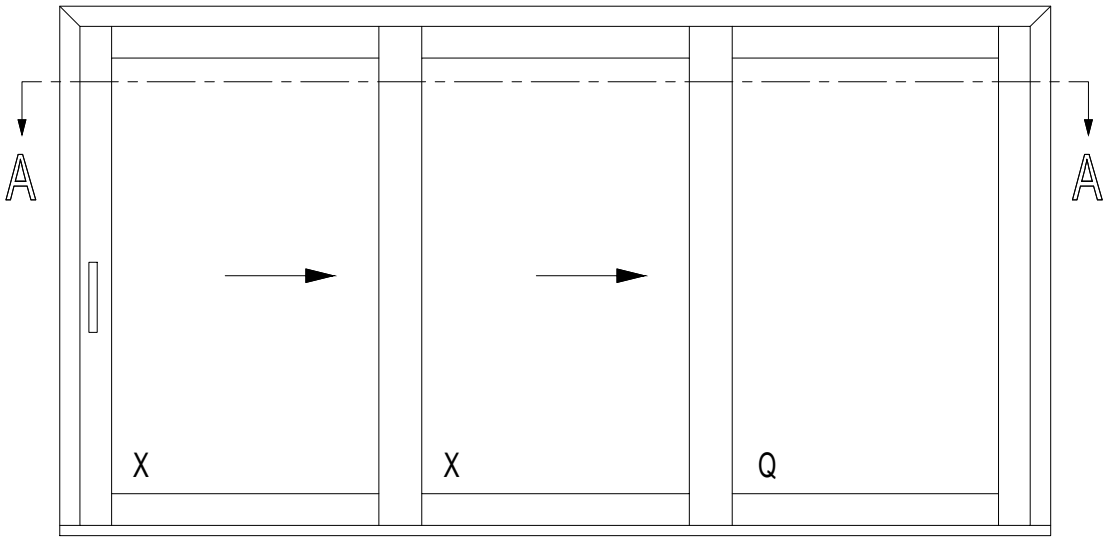

A - A

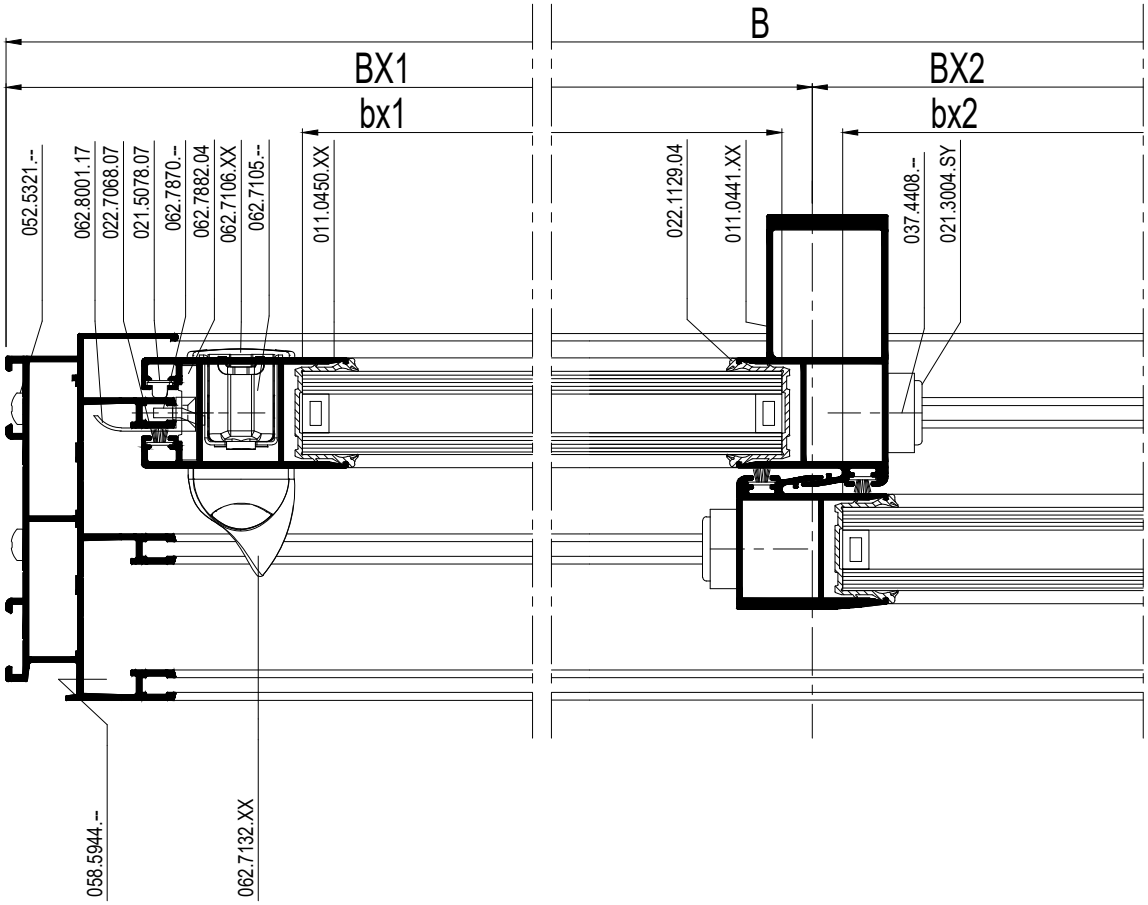

schaal - échelle
scale - Maßstab
1/2

D0082868

E

CP 45Pa (GR)

3-RAIL XXQ FLAT BOTTOM
3-RAIL XXQ FLAT BOTTOM
3-RAIL XXQ FLAT BOTTOM
3-RAIL XXQ FLAT BOTTOM

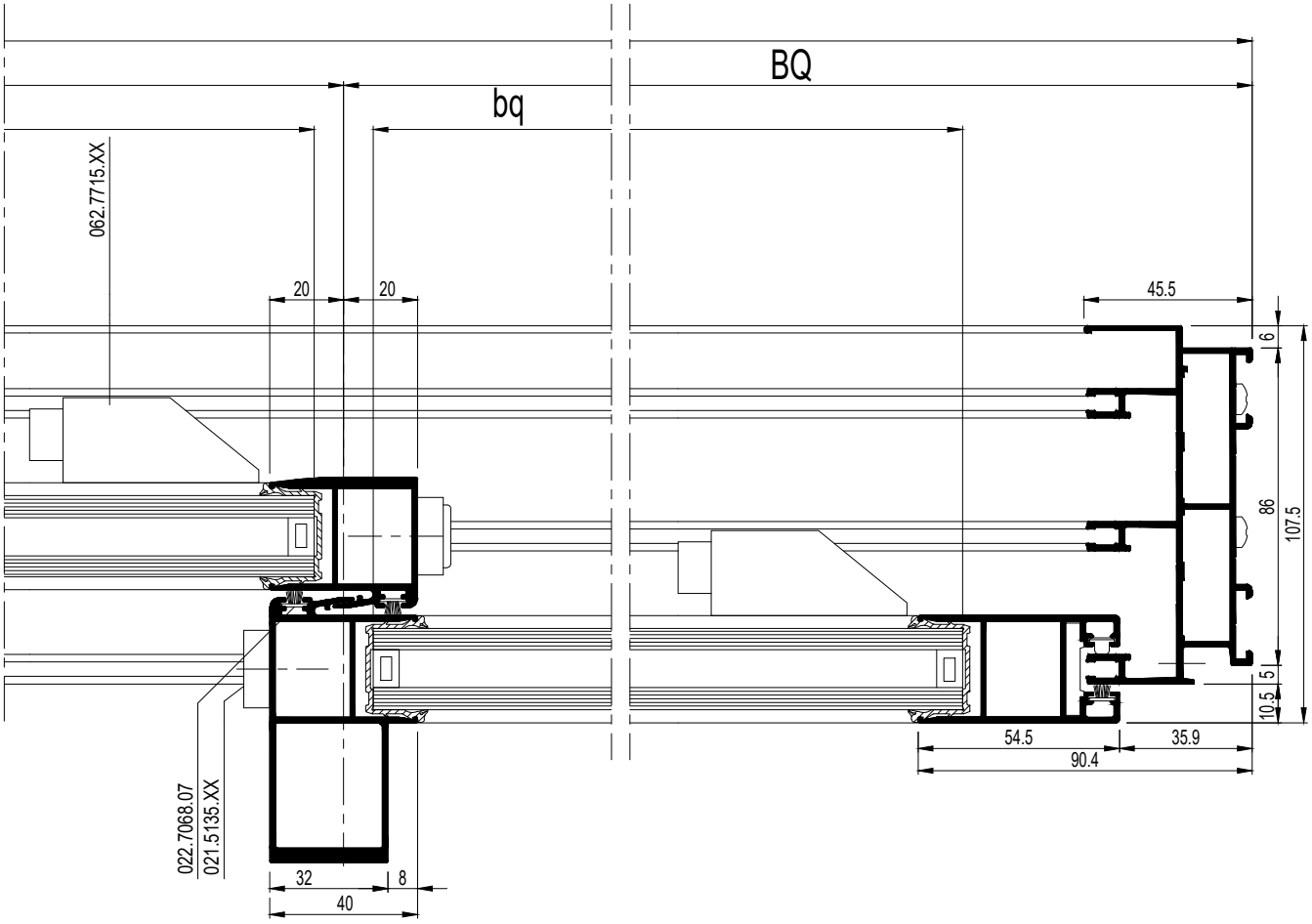

schaal - échelle
scale - Maßstab
1/2

D0082868

E

CP 45Pa (GR)

3-RAIL XXQ FLAT BOTTOM
3-RAIL XXQ FLAT BOTTOM
3-RAIL XXQ FLAT BOTTOM
3-RAIL XXQ FLAT BOTTOM

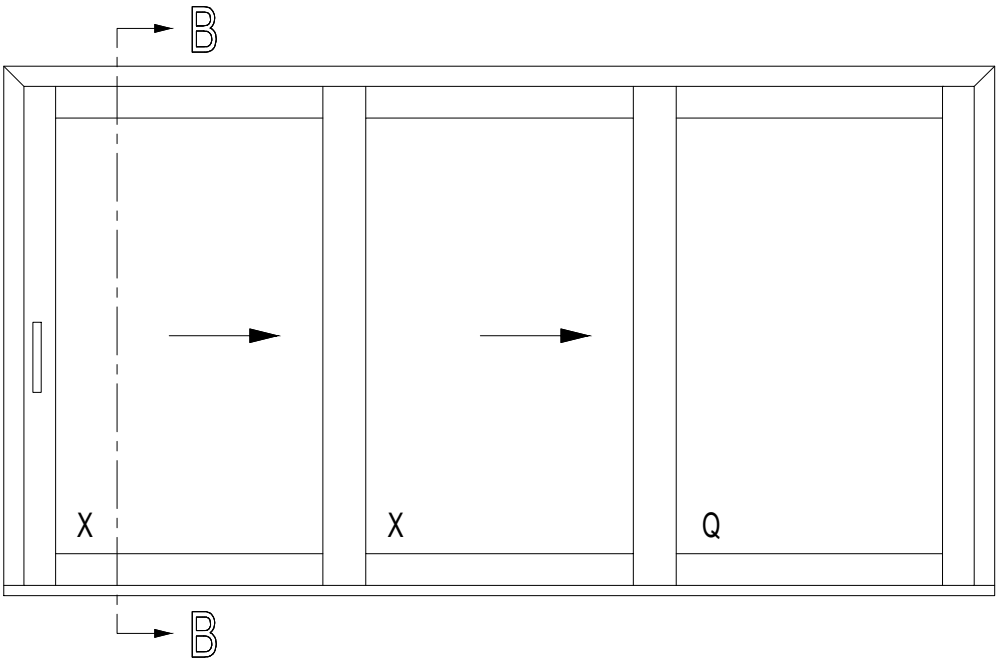

schaal - échelle
scale - Maßstab
1/2

D0082871

E

CP 45Pa (GR)

3-RAIL XXQ FLAT BOTTOM
3-RAIL XXQ FLAT BOTTOM
3-RAIL XXQ FLAT BOTTOM
3-RAIL XXQ FLAT BOTTOM

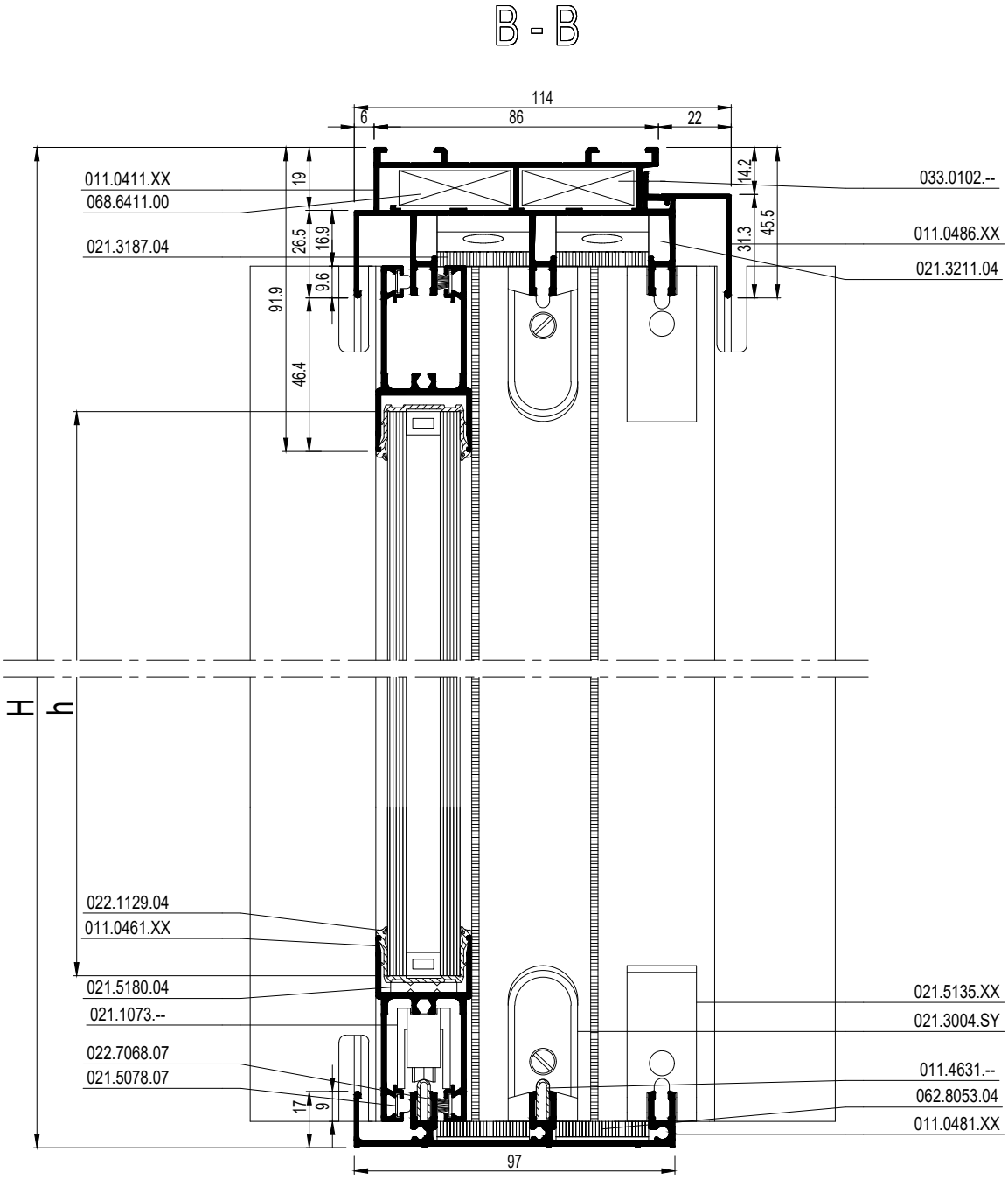

schaal - échelle
scale - Maßstab
1/2

D0082871

E

CP 45Pa (GR)

3-RAIL XXQ FLAT BOTTOM
3-RAIL XXQ FLAT BOTTOM
3-RAIL XXQ FLAT BOTTOM
3-RAIL XXQ FLAT BOTTOM

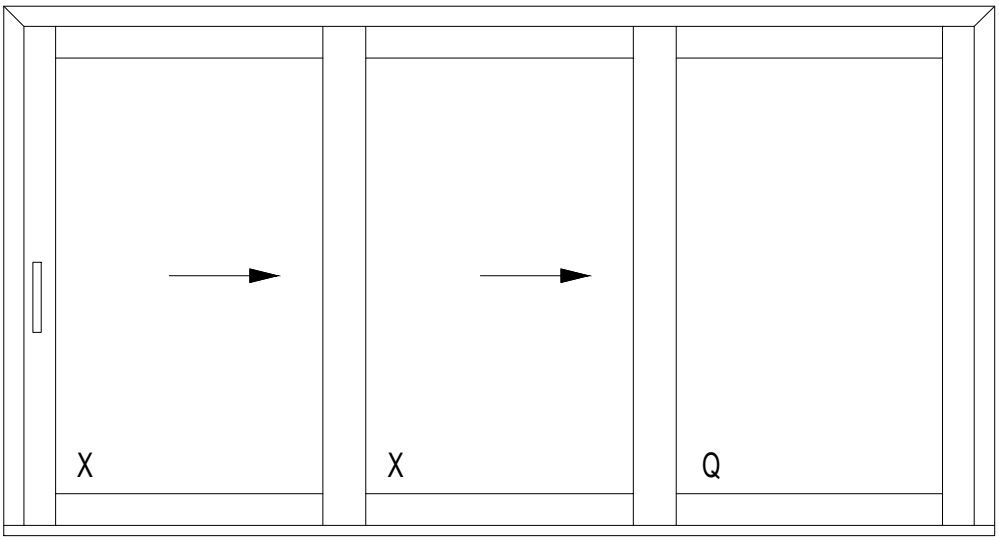

			#	Lm	
011.0411.XX			1	B	36.C....
			1	H	
			1	H	
011.0481.XX			1	B - 41	36.C....
011.0450.XX			2	H - 43.9	36.C....
011.0440.XX			2	H - 43.9	36.C....
011.0441.XX			2	H - 43.9	36.C....
011.0461.XX			2	BX1 - 33.4	36.C....
			2	BX2 + 37	
			2	BQ - 33.4	
011.0486.XX			1	B	36.C....
011.4631.--			2	B - 72	36.C....

E

schaal - échelle
scale - Maßstab
1/2

D0083410

CP 45Pa (GR)

3-RAIL XXQ FLAT BOTTOM
3-RAIL XXQ FLAT BOTTOM
3-RAIL XXQ FLAT BOTTOM
3-RAIL XXQ FLAT BOTTOM

Reynaers Aluminium

bx1 = BX1 - 89.4
bx2 = BX2 - 19
bq = BQ - 89.4
hx/hq = H - 134.9

		#	
068.6411.00		4	36.G....
037.4408.--		12	36.G....
062.7105.--	1	1	36.G....
062.7870.--	1	1	36.G....
062.8001.17		1	36.G....
062.7106.XX		1	36.G....
062.7132.XX		1	36.G....
021.5180.04		6	36.G....
021.3004.SY		6	36.G....
021.5135.XX		2	36.G....
062.7882.04		4	36.G....
021.1072.--		2	36.G....
021.1177.--		2	36.G....
062.7715.XX		2	36.G....
050.5051.--		2	36.G....
033.0102.--		1/300mm	36.G....
052.5321.--		4	36.G....
058.5944.--		2	36.G....
022.7068.07		(2xB)+(8xH)	36.G....
021.5078.07		22	36.G....
062.7883.04		2	36.G....
021.3187.04		2	36.G....
021.3211.04		3	36.G....
062.8053.04		2	36.G....
022.1129.04		(2xB)+(6xH)	36.G....
021.5097.04		2	36.G....
062.8992.04		1	36.G....

VLEUGELGEWICHT POIDS DU VANTAIL WEIGHT OF THE VENT FLUEGELGEWICHT	MAX. 120KG

schaal - échelle
scale - Maßstab
1/2

D0083410

E

CP 45Pa (GR)

4-RAIL XXXQ
4-RAIL XXXQ
4-RAIL XXXQ
4-RAIL XXXQ

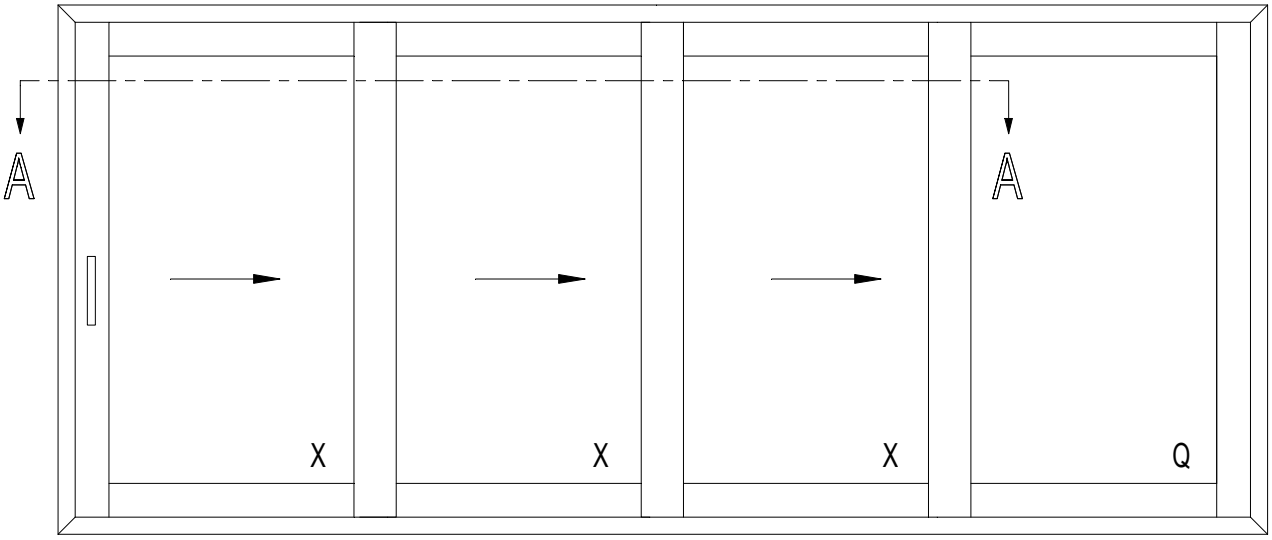

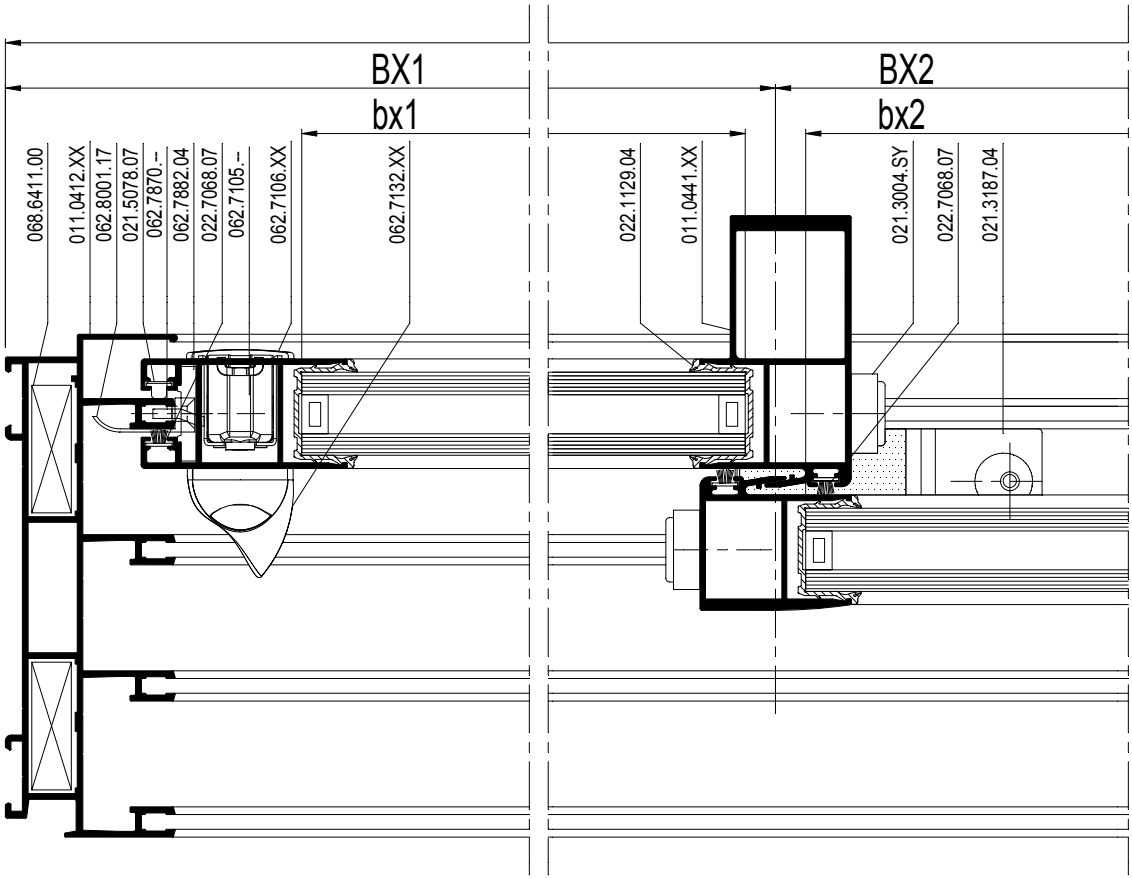

E

schaal - échelle
scale - Maßstab
1/2

D0082833

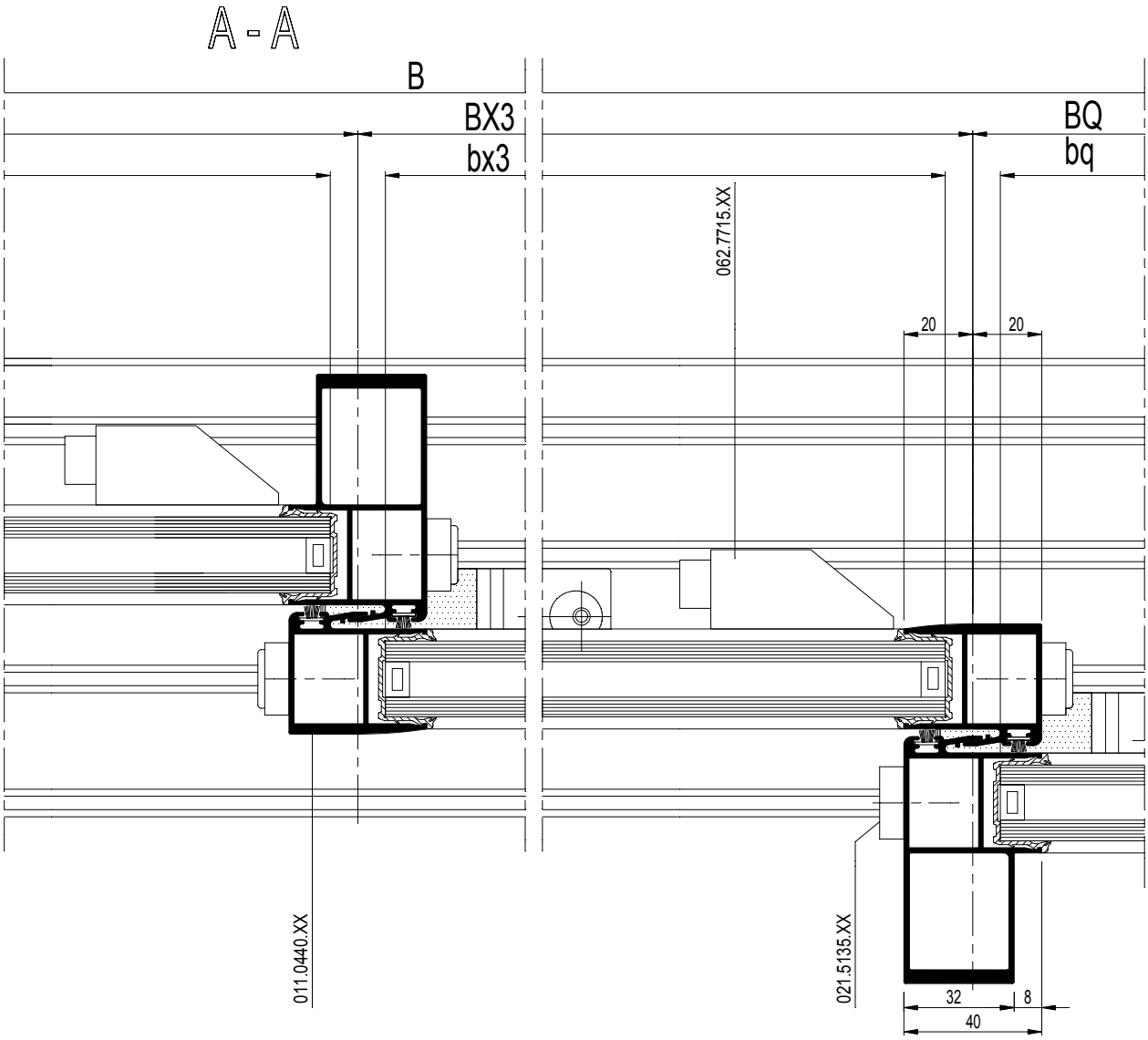

schaal - échelle
scale - Maßstab
1/2

D0082833

E

CP 45Pa (GR)

4-RAIL XXXQ
4-RAIL XXXQ
4-RAIL XXXQ
4-RAIL XXXQ

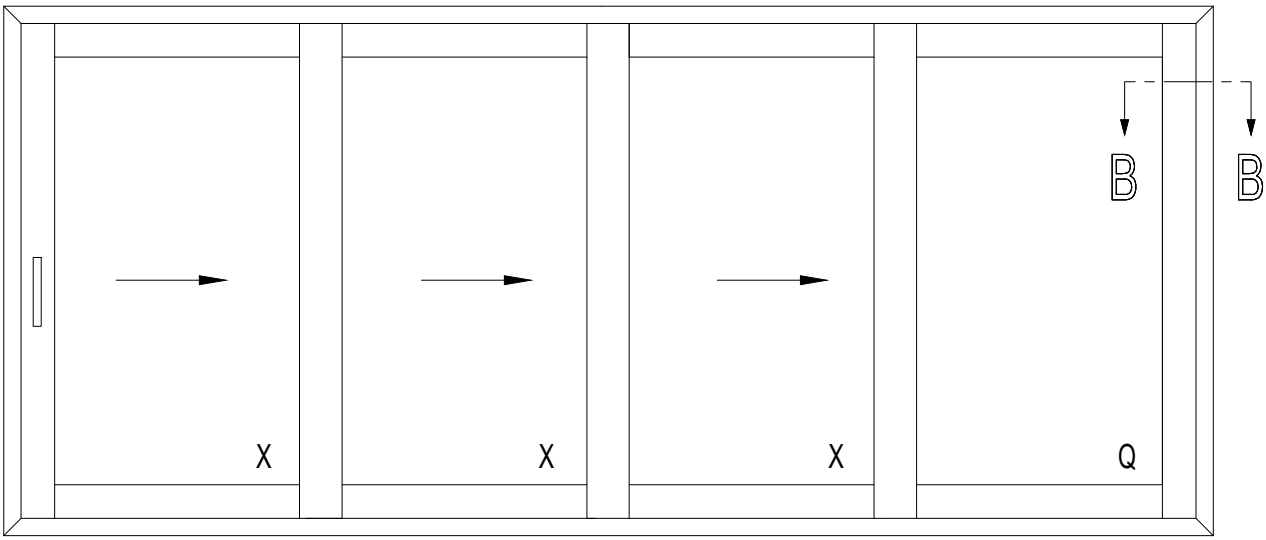

B - B

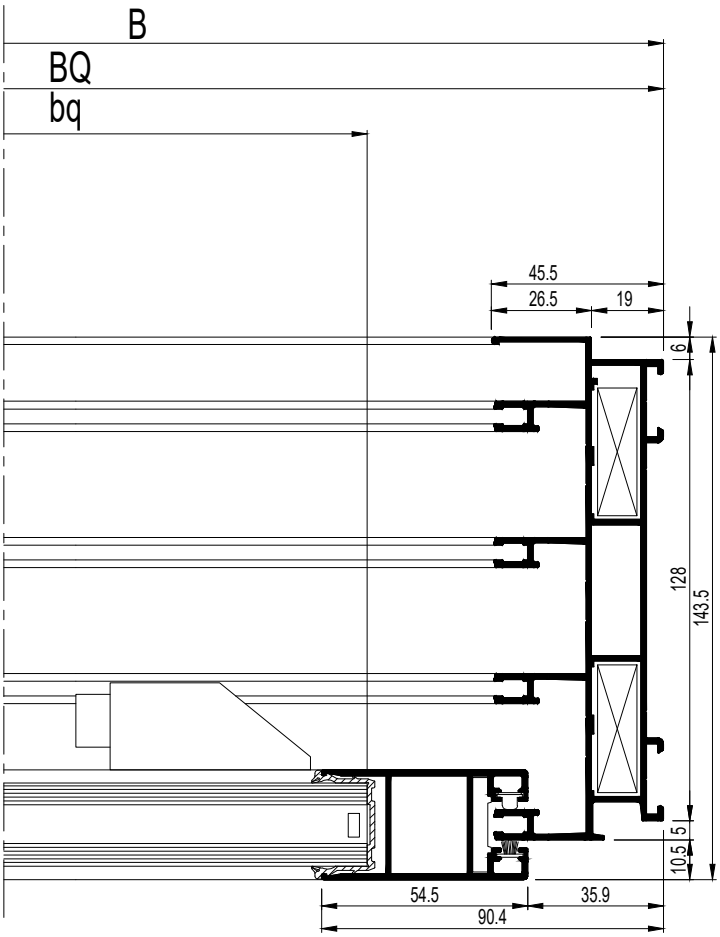

schaal - échelle
scale - Maßstab
1/2

D0082837

E

CP 45Pa (GR)

4-RAIL XXXQ
4-RAIL XXXQ
4-RAIL XXXQ
4-RAIL XXXQ

schaal - échelle
scale - Maßstab
1/2

D0082837

E

CP 45Pa (GR)

4-RAIL XXXQ
4-RAIL XXXQ
4-RAIL XXXQ
4-RAIL XXXQ

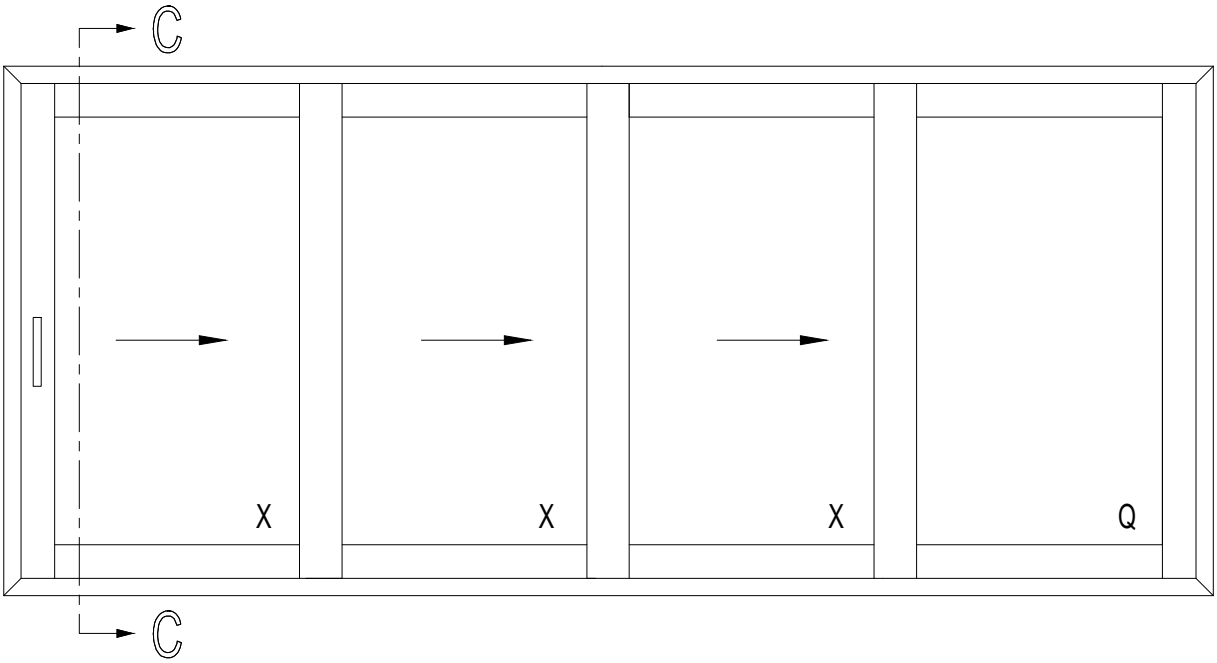

schaal - échelle
scale - Maßstab
1/2

D0082840

E

CP 45Pa (GR)

4-RAIL XXXQ
4-RAIL XXXQ
4-RAIL XXXQ
4-RAIL XXXQ

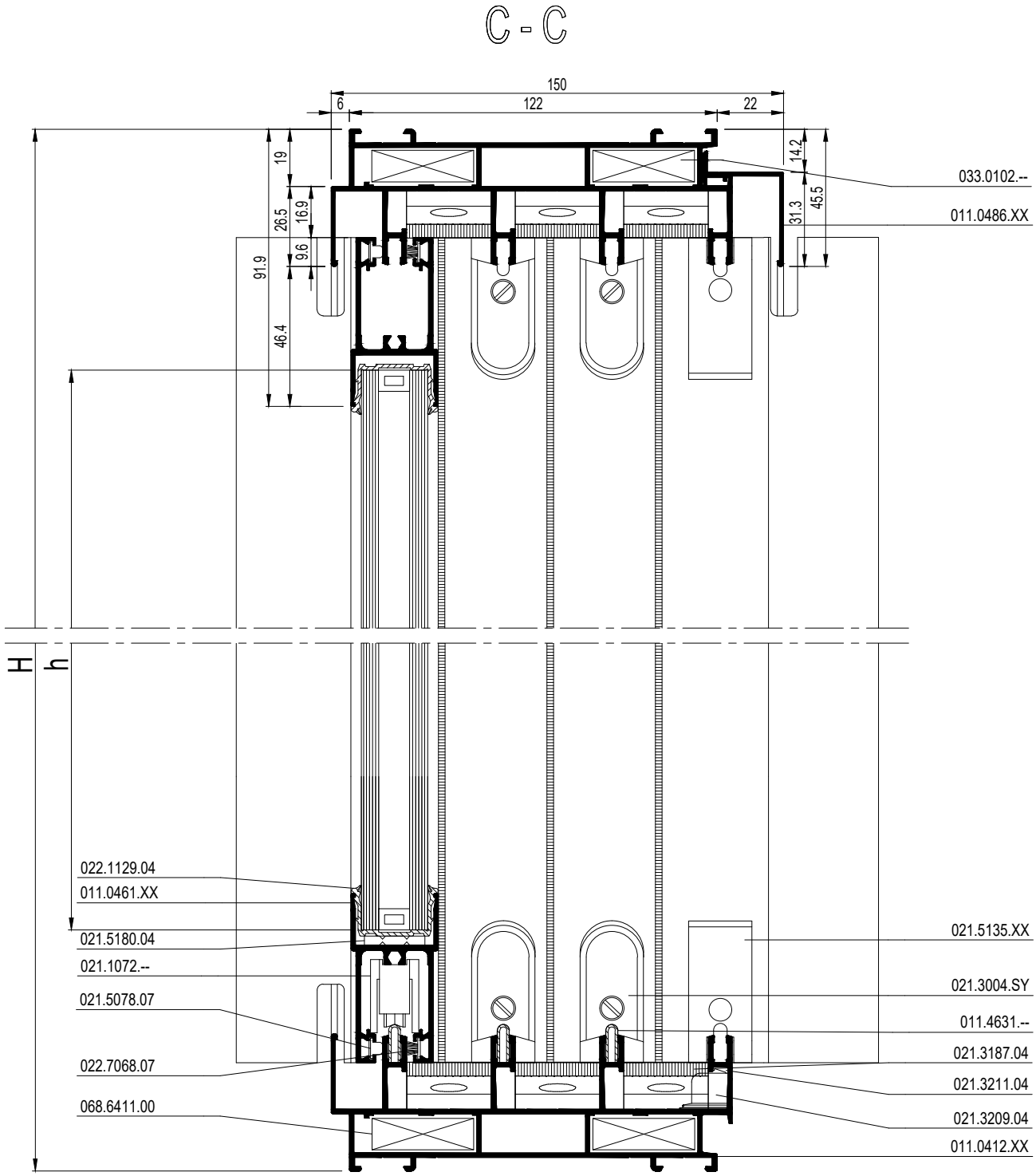

schaal - échelle
scale - Maßstab
1/2

D0082840

E

CP 45Pa (GR)

4-RAIL XXXQ
4-RAIL XXXQ
4-RAIL XXXQ
4-RAIL XXXQ

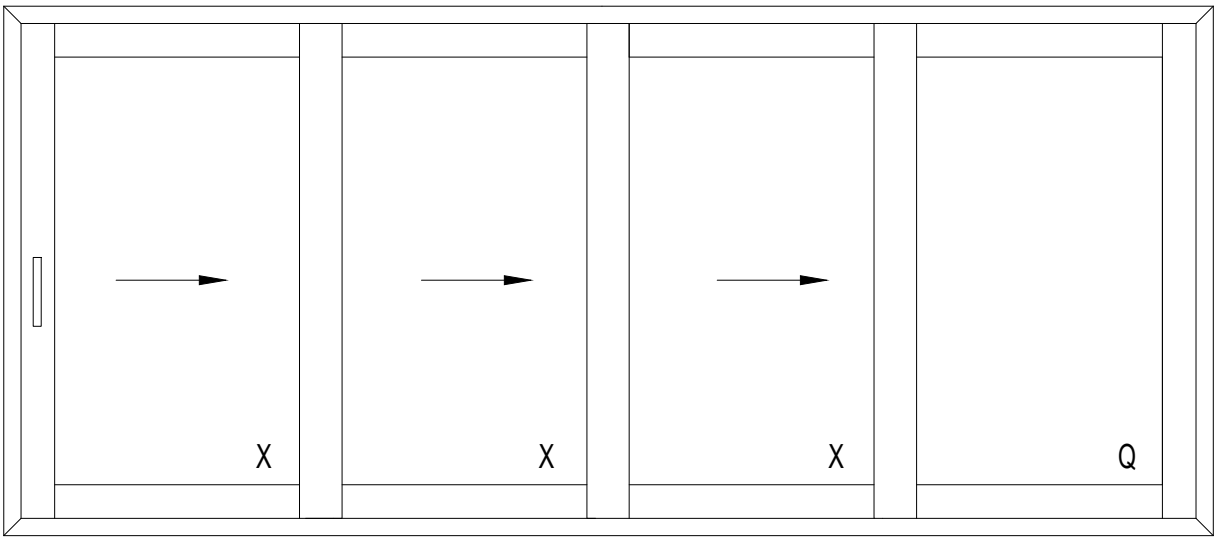

			#	Lm	
011.0412.XX			2	B	36.C....
			2	H	
011.0450.XX			2	H - 71.8	36.C....
011.0440.XX			3	H - 71.8	36.C....
011.0441.XX			3	H - 71.8	36.C....
011.061.XX			2	BX1 - 33.4	36.C....
			2	BX2 + 37	
			2	BX3 + 37	
			2	BQ - 33.4	
011.0486.XX			1	B	36.C....
011.4631.--			3	B - 72	36.C....

E

schaal - échelle
scale - Maßstab
1/2

D0083387

CP 45Pa (GR)

4-RAIL XXXQ
4-RAIL XXXQ
4-RAIL XXXQ
4-RAIL XXXQ

bx1 = BX1 - 89.4
bx2 = BX2 - 19
bx3 = BX3 - 19
bq = BQ - 89.4
hx/hq = H - 162.8

		#	
068.6411.00		8	36.G....
037.4408.--		16	36.G....
062.7105.--	1	1	36.G....
062.7870.--	1	1	36.G....
062.8001.17		1	36.G....
062.7106.XX		1	36.G....
062.7132.XX		1	36.G....
021.5180.04		8	36.G....
021.3004.SY		10	36.G....
021.5135.XX		2	36.G....
062.7882.04		4	36.G....
021.1072.--		3	36.G....
021.1177.--		3	36.G....
021.5097.04		2	36.G....
062.7715.XX		3	36.G....
050.5051.--		3	36.G....
021.3209.04		36.F....	36.G....
033.0102.--		1/300mm	36.G....
022.7068.07		(4xB)+(10xH)	36.G....
021.5078.07		28	36.G....
062.7883.04		2	36.G....
021.3187.04		3	36.G....
021.3211.04		8	36.G....
022.1129.04		(2xB)+(8xH)	36.G....

VLEUGELGEWICHT POIDS DU VANTAIL WEIGHT OF THE VENT FLUEGELGEWICHT	MAX. 120KG

schaal - échelle
scale - Maßstab
1/2

D0083387

E

CP 45Pa (GR)

4-RAIL XXXO
4-RAIL XXXO
4-RAIL XXXO
4-RAIL XXXO

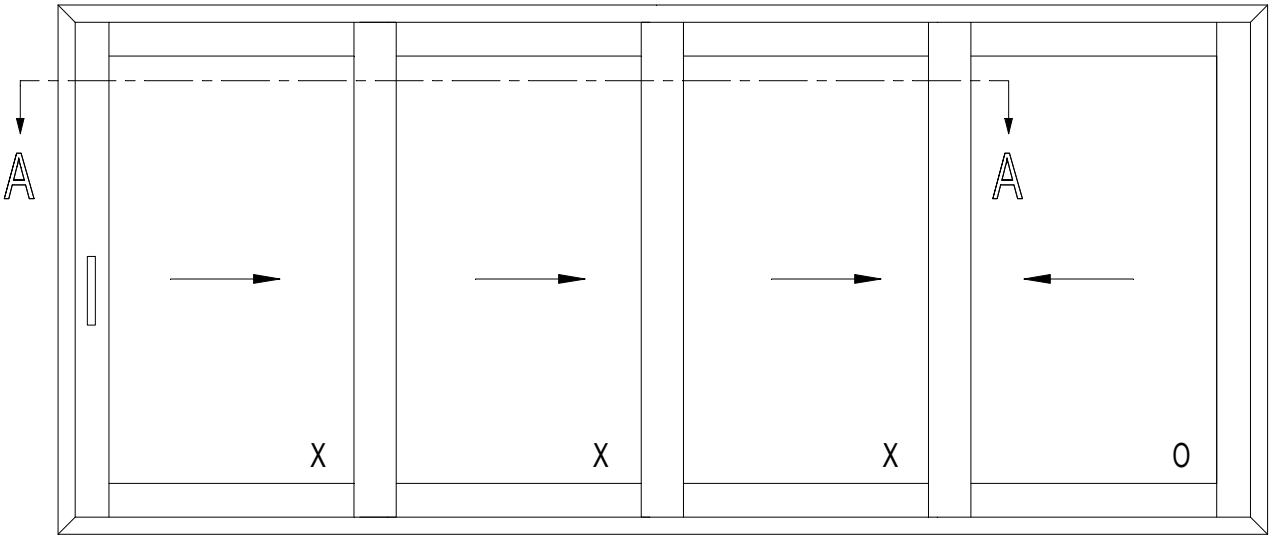

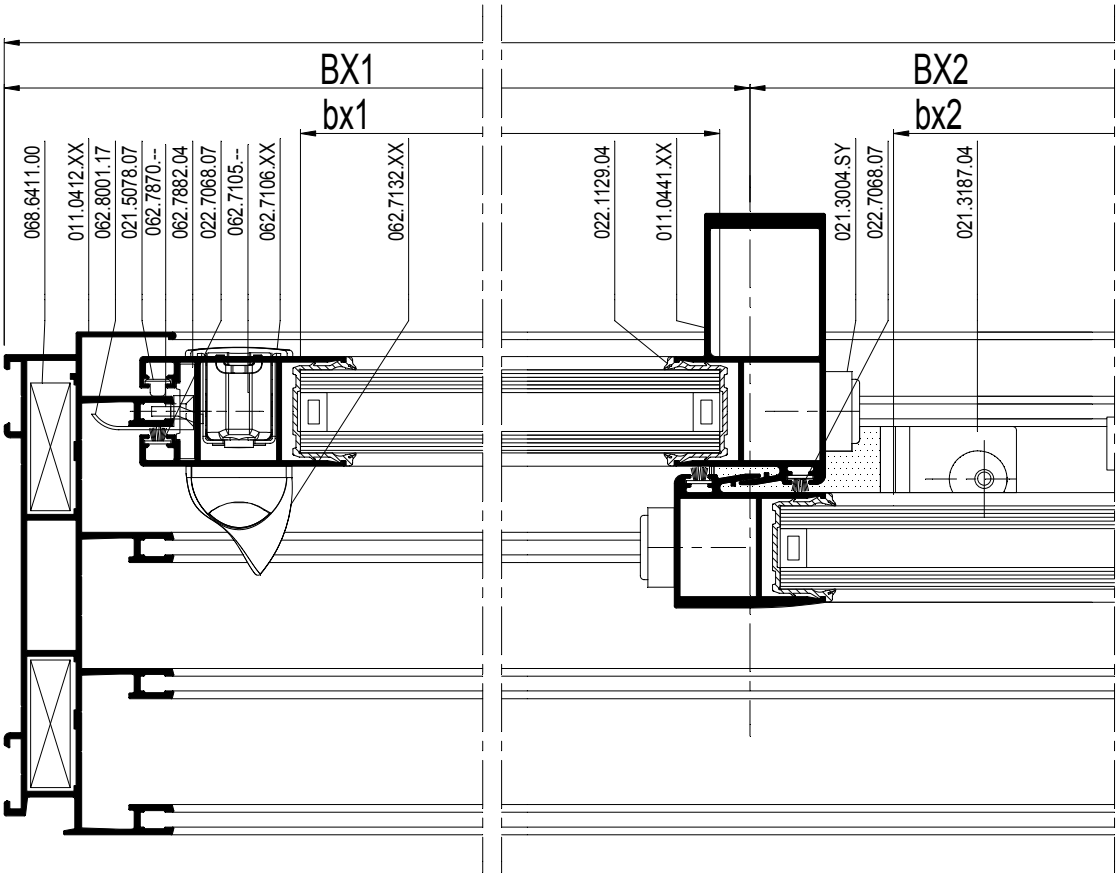

E

schaal - échelle
scale - Maßstab
1/2

D0082853

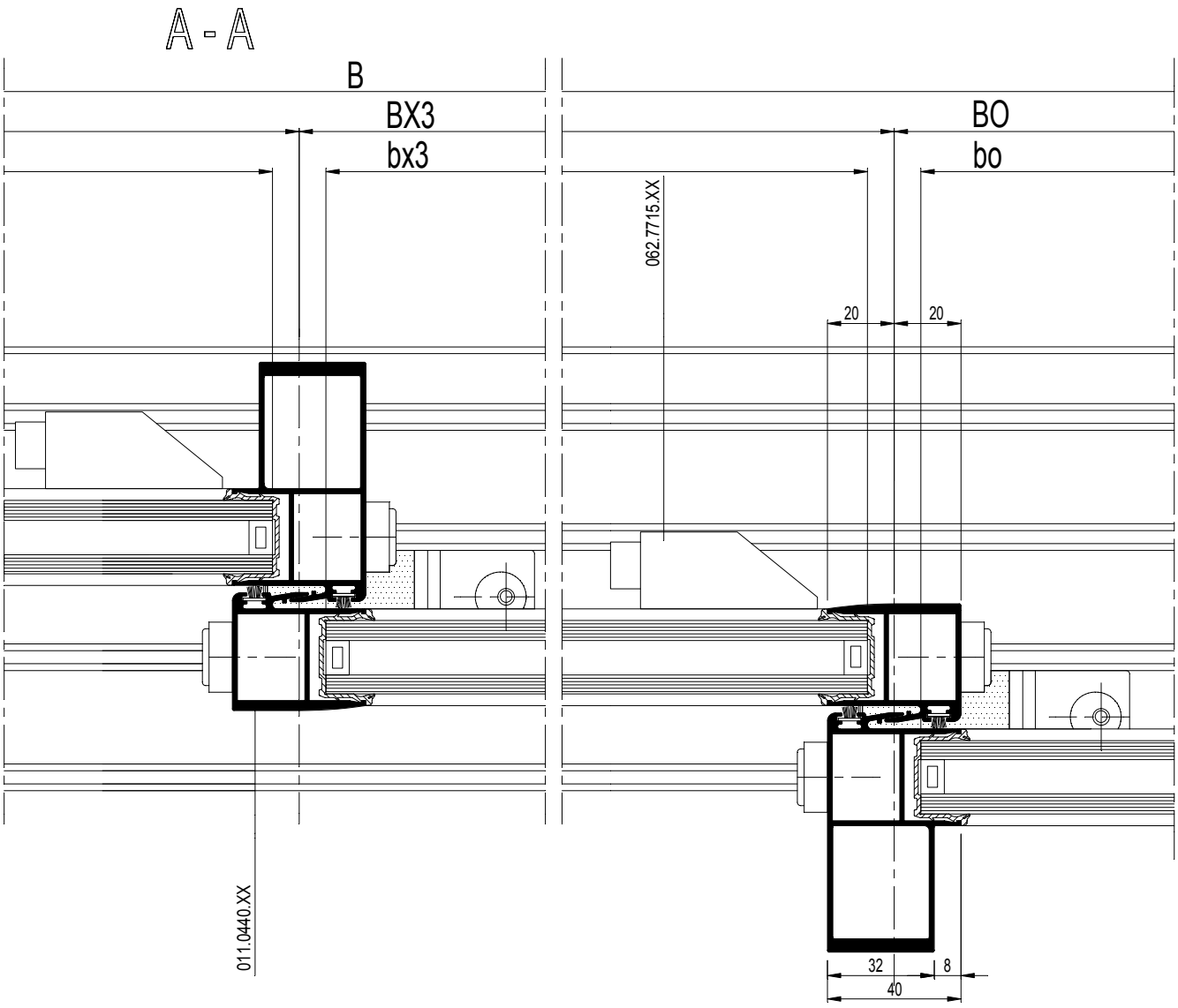

schaal - échelle
scale - Maßstab
1/2

D0082853

CP 45Pa (GR)

4-RAIL XXXO
4-RAIL XXXO
4-RAIL XXXO
4-RAIL XXXO

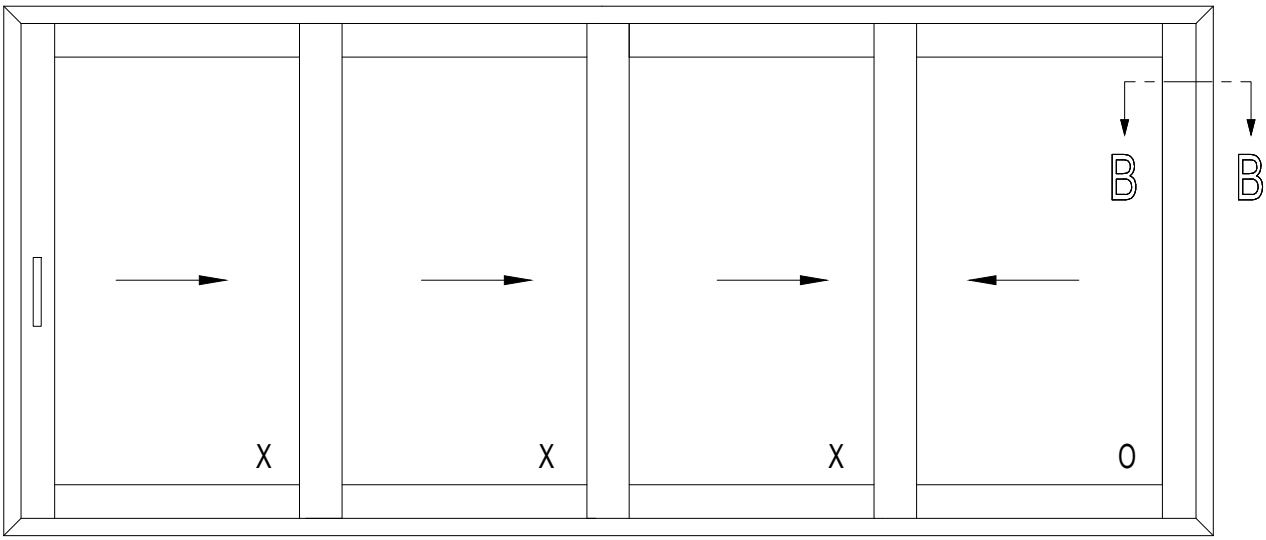

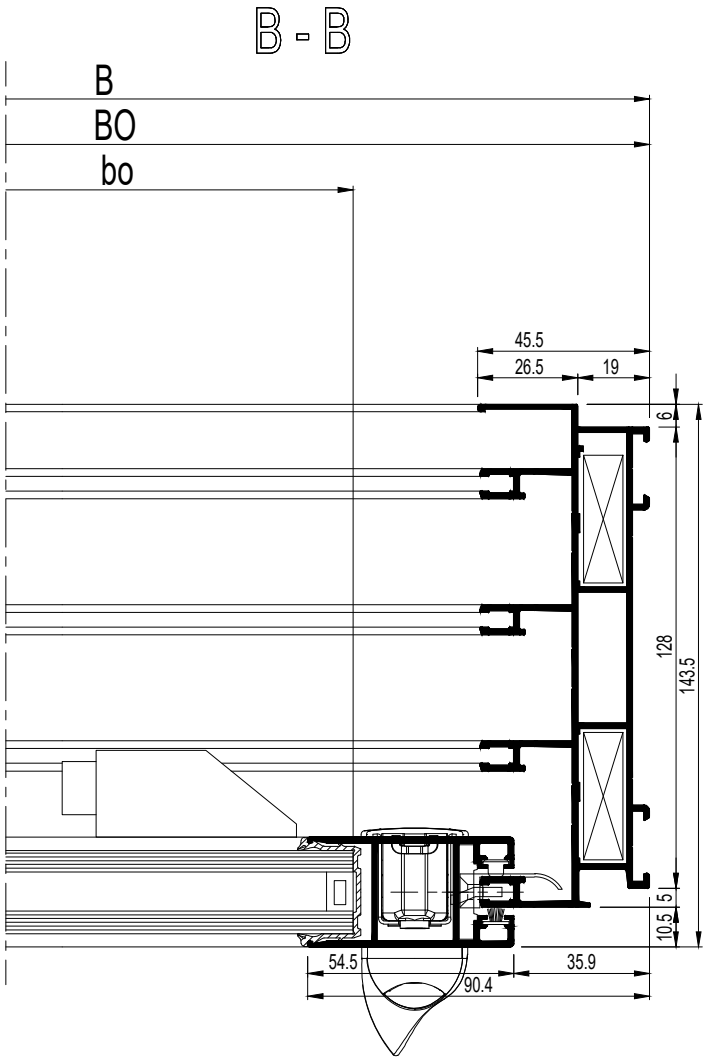

schaal - échelle
scale - Maßstab
1/2

D0082854

E

CP 45Pa (GR)

4-RAIL XXXO
4-RAIL XXXO
4-RAIL XXXO
4-RAIL XXXO

schaal - échelle
scale - Maßstab
1/2

D0082854

E

CP 45Pa (GR)

4-RAIL XXXO
4-RAIL XXXO
4-RAIL XXXO
4-RAIL XXXO

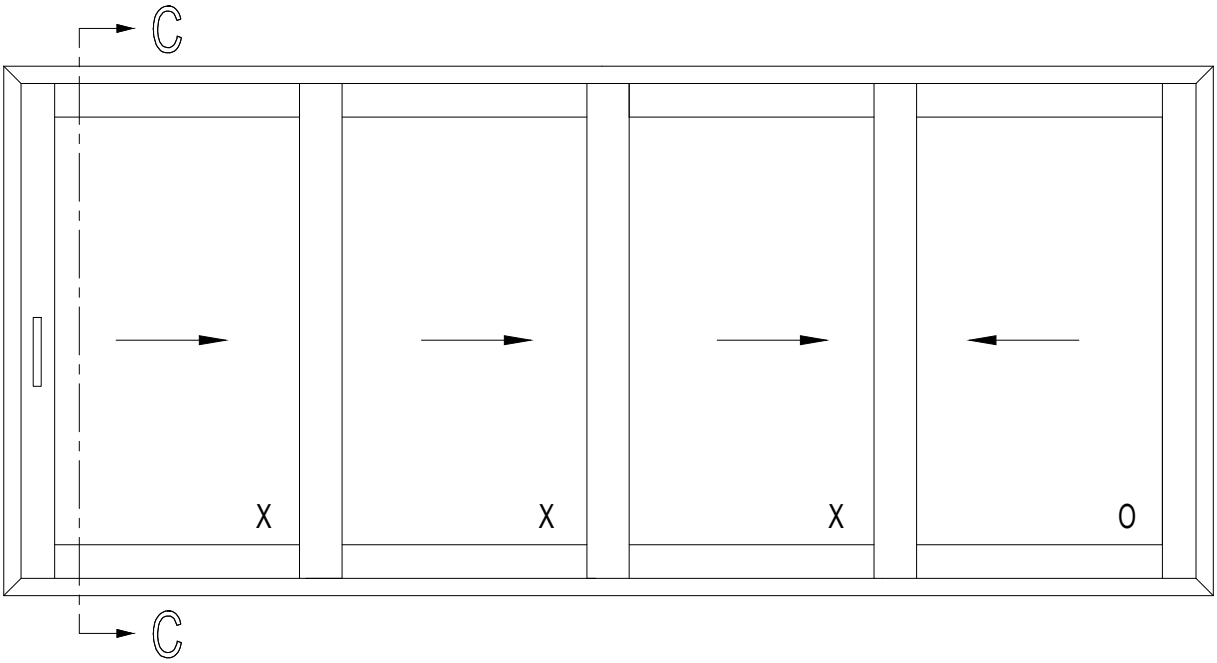

schaal - échelle
scale - Maßstab
1/2

D0082855

E

CP 45Pa (GR)

4-RAIL XXXO
4-RAIL XXXO
4-RAIL XXXO
4-RAIL XXXO

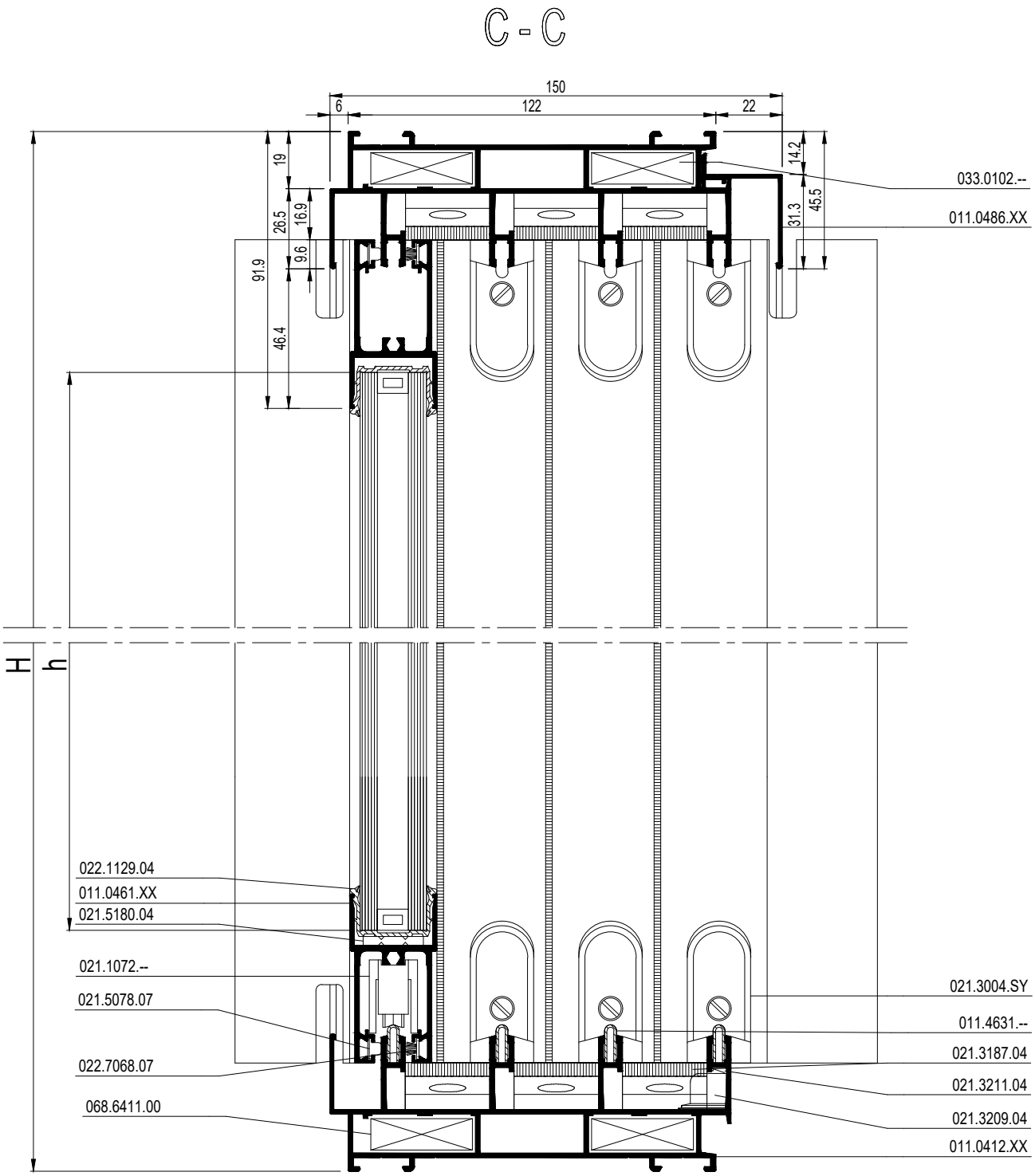

schaal - échelle
scale - Maßstab
1/2

D0082855

E

CP 45Pa (GR)

4-RAIL XXXO
4-RAIL XXXO
4-RAIL XXXO
4-RAIL XXXO

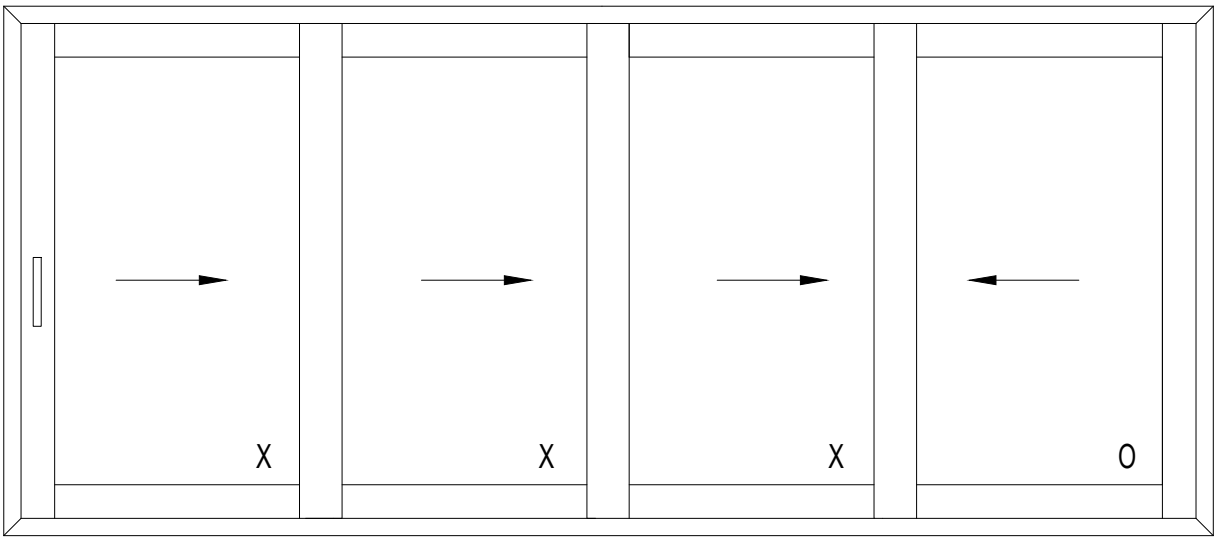

			#	Lm	
011.0412.XX			2	B	36.C....
			2	H	
011.0450.XX			2	H - 71.8	36.C....
011.0440.XX			3	H - 71.8	36.C....
011.0441.XX			3	H - 71.8	36.C....
011.061.XX			2	BX1 - 33.4	36.C....
			2	BX2 + 37	
			2	BX3 + 37	
			2	BO - 33.4	
011.0486.XX			1	B	36.C....
011.4631.--			4	B - 72	36.C....

E

schaal - échelle
scale - Maßstab
1/2

D0083390

CP 45Pa (GR)

4-RAIL XXXO
4-RAIL XXXO
4-RAIL XXXO
4-RAIL XXXO

bx1 = BX1 - 89.4
bx2 = BX2 - 19
bx3 = BX3 - 19
bo = BO - 89.4
hx/ho = H - 162.8

		#	☞
068.6411.00		8	36.G....
037.4408.--		16	36.G....
062.7105.--	1	2	36.G....
062.7870.--	1	2	36.G....
062.8001.17		2	36.G....
062.7106.XX		2	36.G....
062.7132.XX		2	36.G....
021.5180.04		8	36.G....
021.3004.SY		12	36.G....
062.7882.04		4	36.G....
021.1072.--		4	36.G....
021.1177.--		4	36.G....
062.7715.XX		3	36.G....
050.5051.--		3	36.G....
021.3209.04		36.F....	36.G....
033.0102.--		1/300mm	36.G....
022.7068.07		(4xB)+(10xH)	36.G....
021.5078.07		28	36.G....
062.7883.04		4	36.G....
021.3187.04		3	36.G....
021.3211.04		8	36.G....
022.1129.04		(2xB)+(8xH)	36.G....

VLEUGELGEWICHT POIDS DU VANTAIL WEIGHT OF THE VENT FLUEGELGEWICHT	MAX. 120KG

schaal - échelle
scale - Maßstab
1/2

D0083390

E

CP 45Pa (GR)

4-RAIL QXXXXXXQ
4-RAIL QXXXXXXQ
4-RAIL QXXXXXXQ
4-RAIL QXXXXXXQ

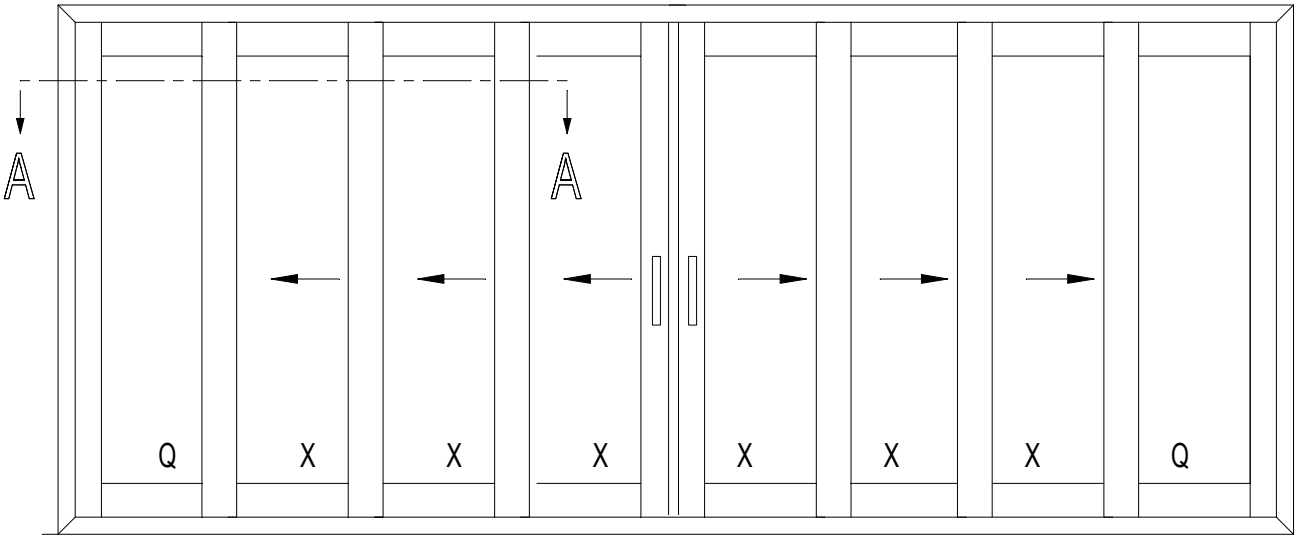

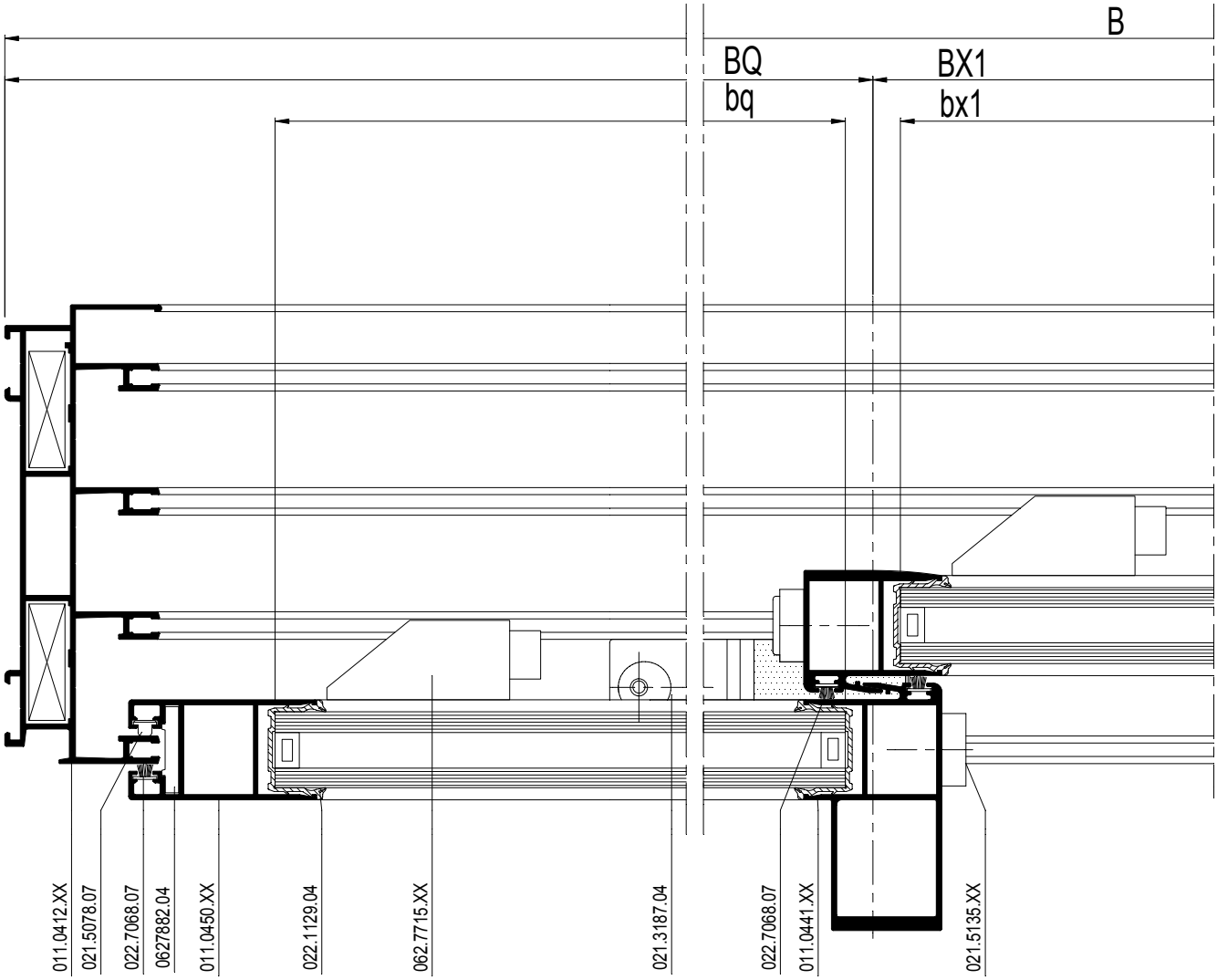

schaal - échelle
scale - Maßstab
1/2

D0082856

E

A - A

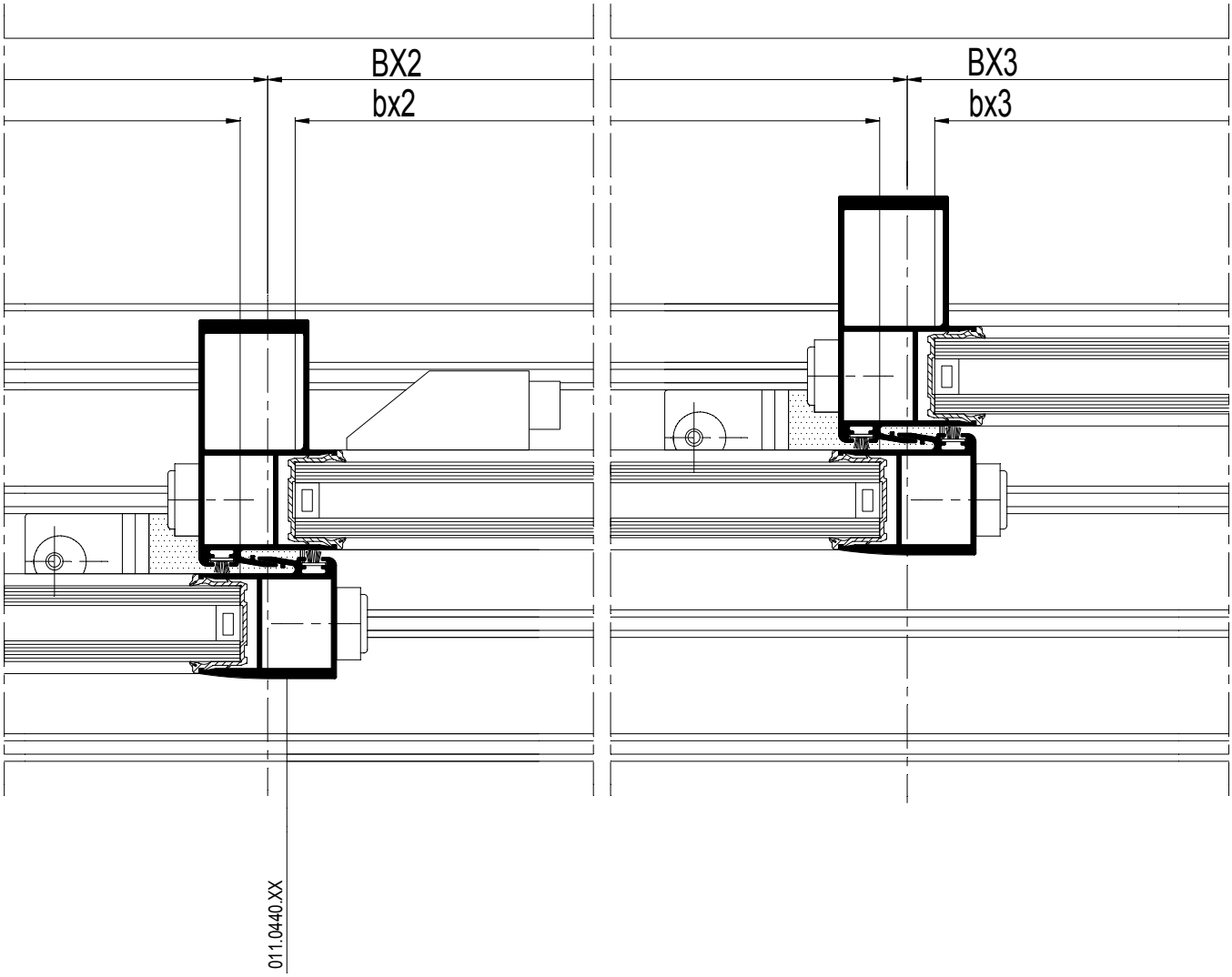

schaal - échelle
scale - Maßstab
1/2

D0082856

E

CP 45Pa (GR)

4-RAIL QXXXXXXQ
4-RAIL QXXXXXXQ
4-RAIL QXXXXXXQ
4-RAIL QXXXXXXQ

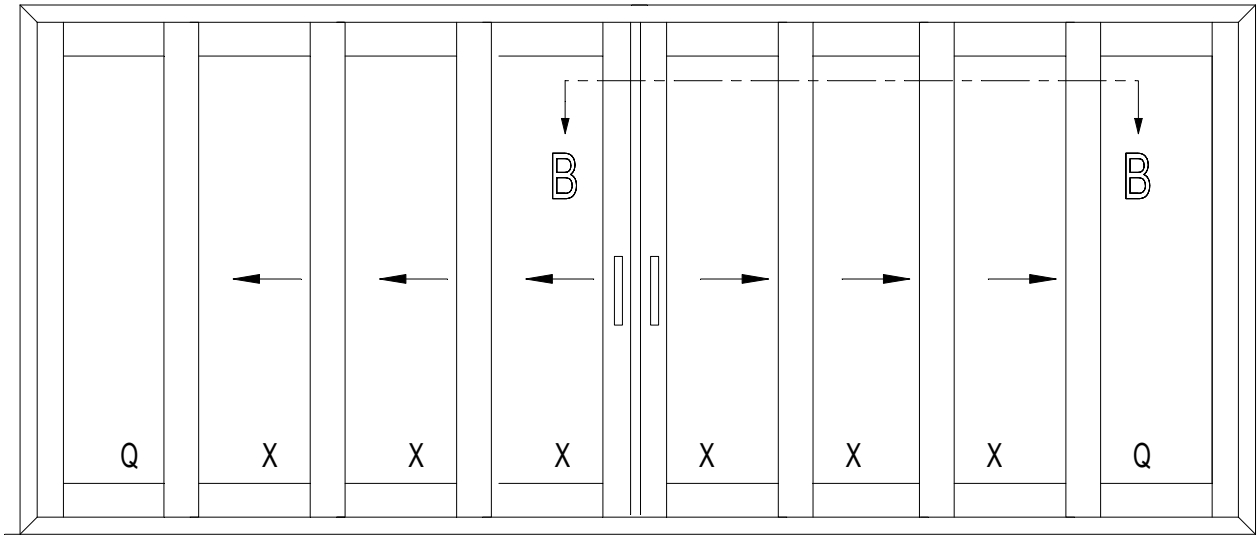

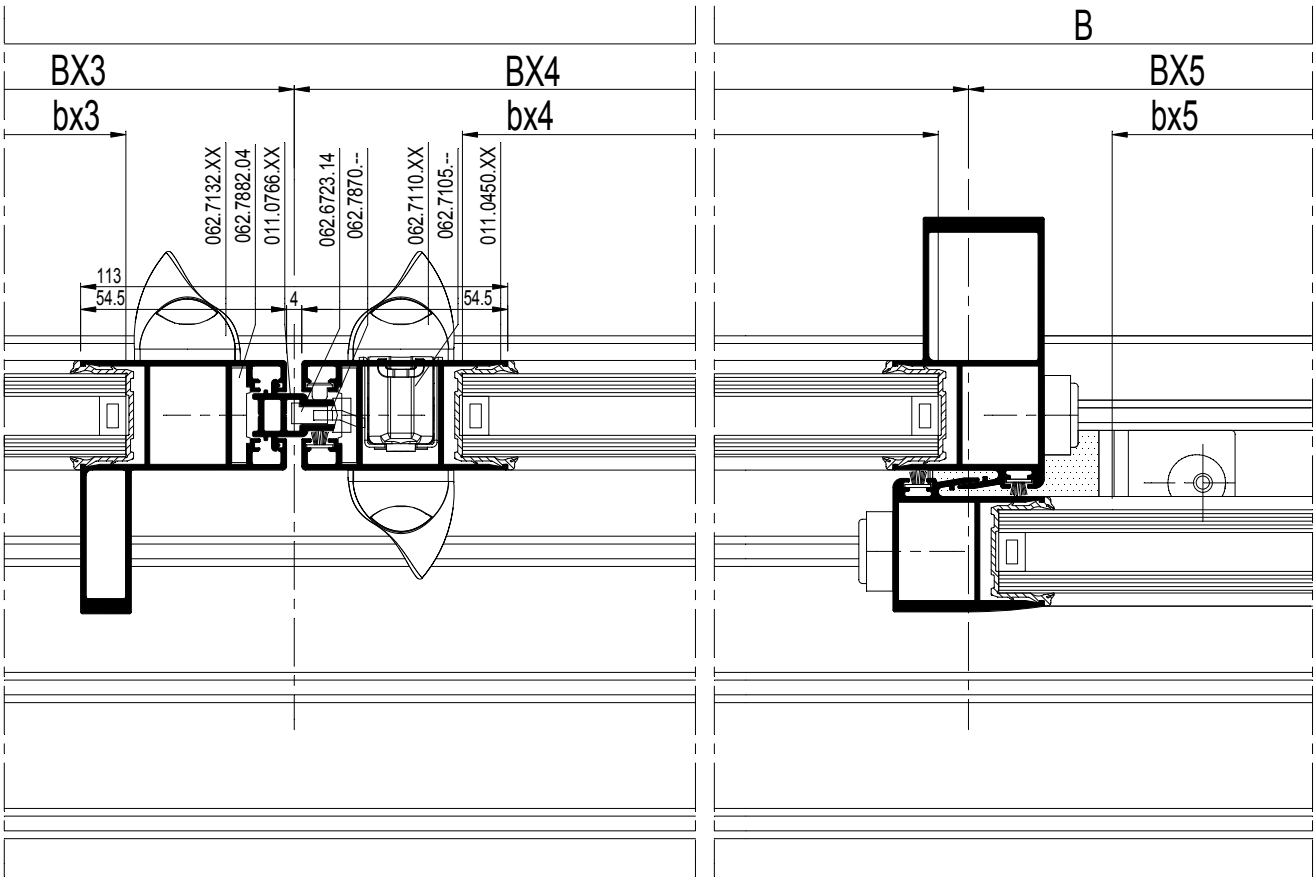

E

schaal - échelle
scale - Maßstab
1/2

D0082859

B - B

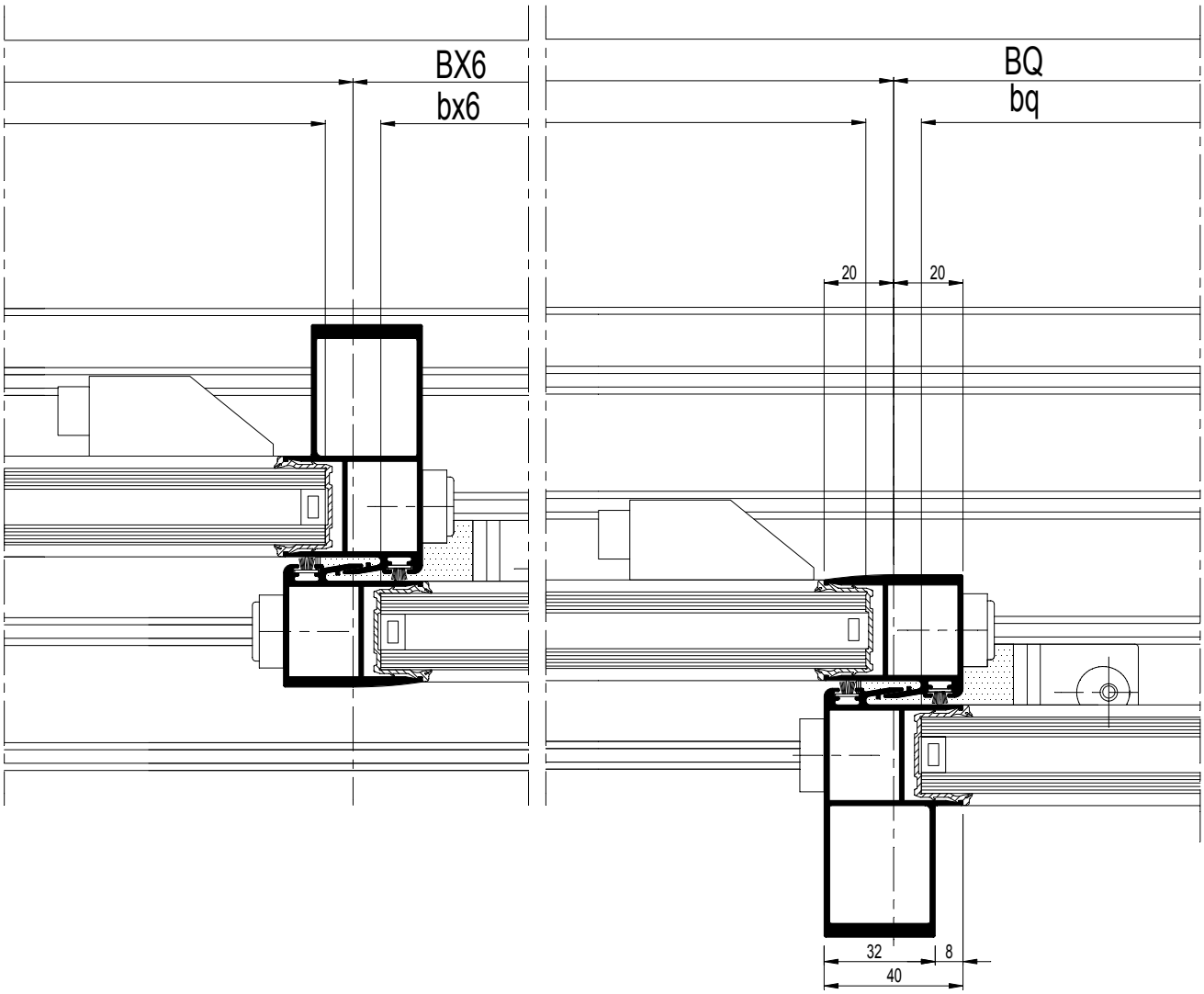

schaal - échelle
scale - Maßstab
1/2

D0082859

CP 45Pa (GR)

4-RAIL QXXXXXXQ
4-RAIL QXXXXXXQ
4-RAIL QXXXXXXQ
4-RAIL QXXXXXXQ

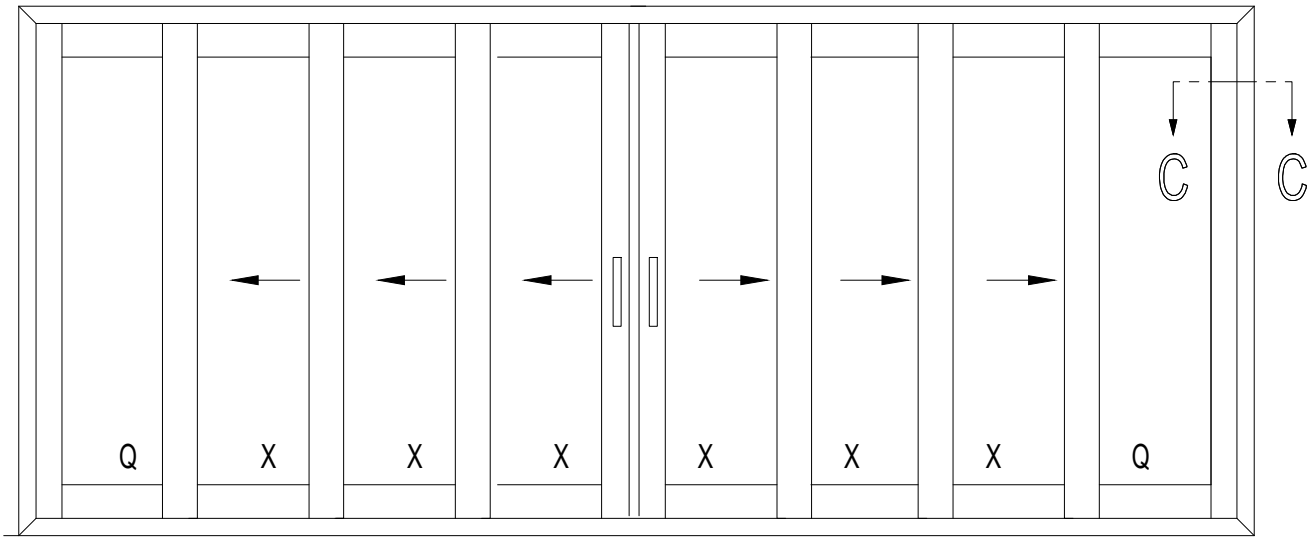

C - C

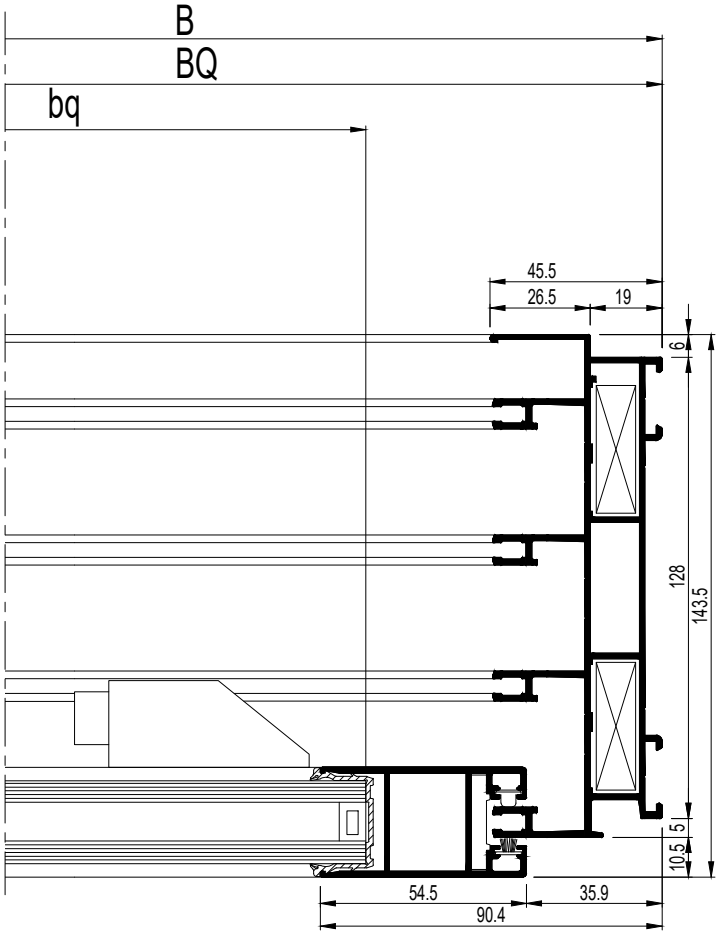

E

schaal - échelle
scale - Maßstab
1/2

D0082860

CP 45Pa (GR)

4-RAIL QXXXXXXQ
4-RAIL QXXXXXXQ
4-RAIL QXXXXXXQ
4-RAIL QXXXXXXQ

Reynaers Aluminium

E

schaal - échelle
scale - Maßstab
1/2

D0082860

CP 45Pa (GR)

4-RAIL QXXXXXXQ
4-RAIL QXXXXXXQ
4-RAIL QXXXXXXQ
4-RAIL QXXXXXXQ

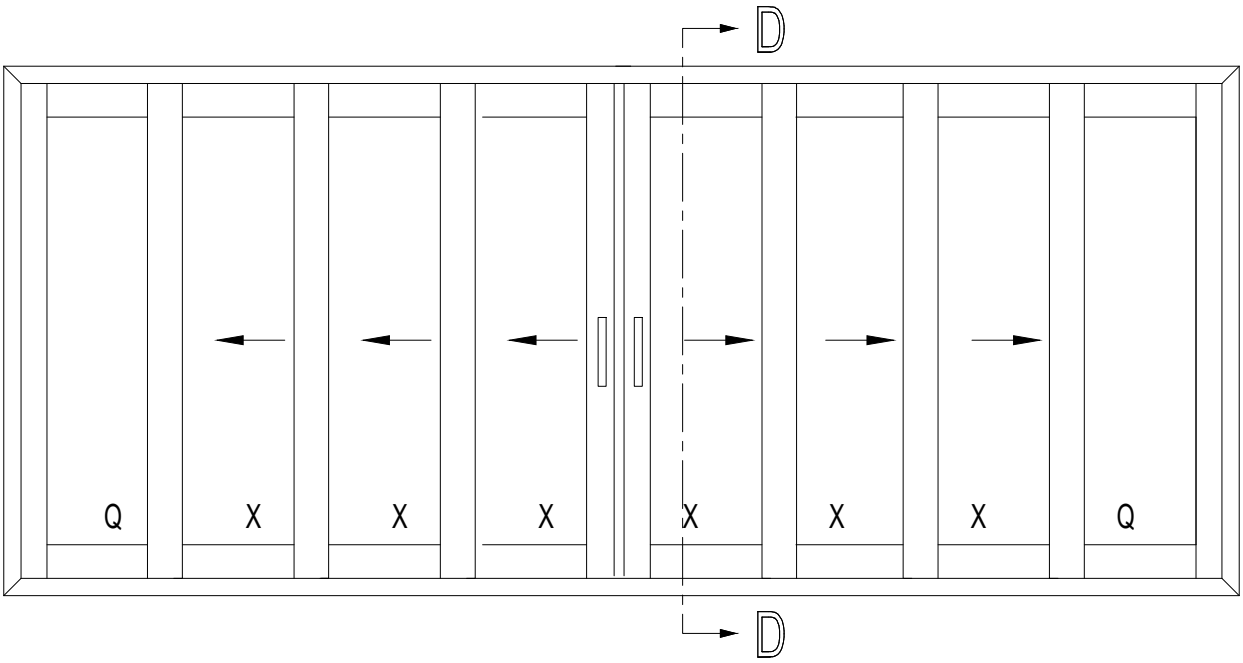

schaal - échelle
scale - Maßstab
1/2
D0082861

E

CP 45Pa (GR)

4-RAIL QXXXXXXQ
4-RAIL QXXXXXXQ
4-RAIL QXXXXXXQ
4-RAIL QXXXXXXQ

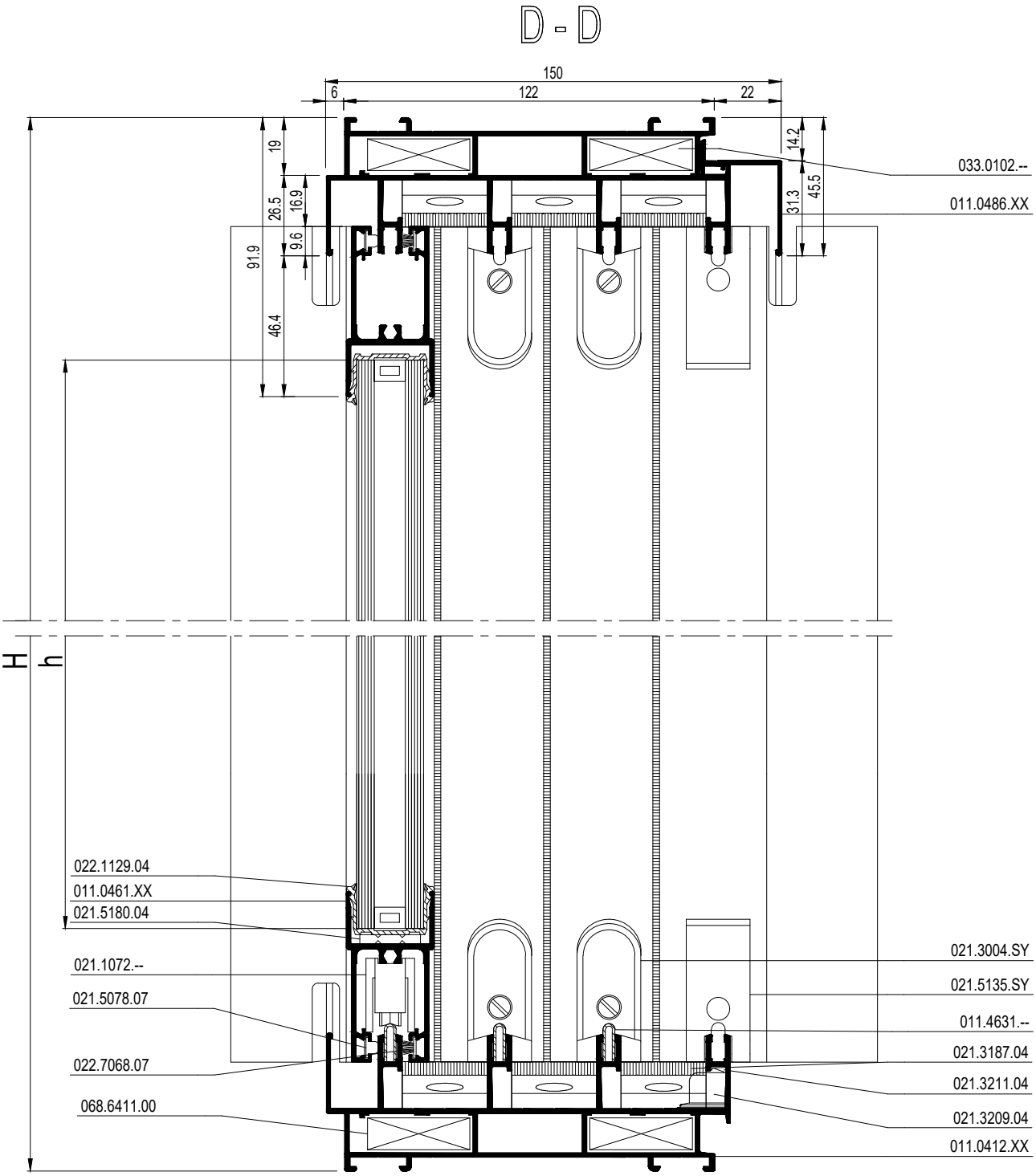

schaal - échelle
scale - Maßstab
1/2

D0082861

E

CP 45Pa (GR)

4-RAIL QXXXXXXQ
4-RAIL QXXXXXXQ
4-RAIL QXXXXXXQ
4-RAIL QXXXXXXQ

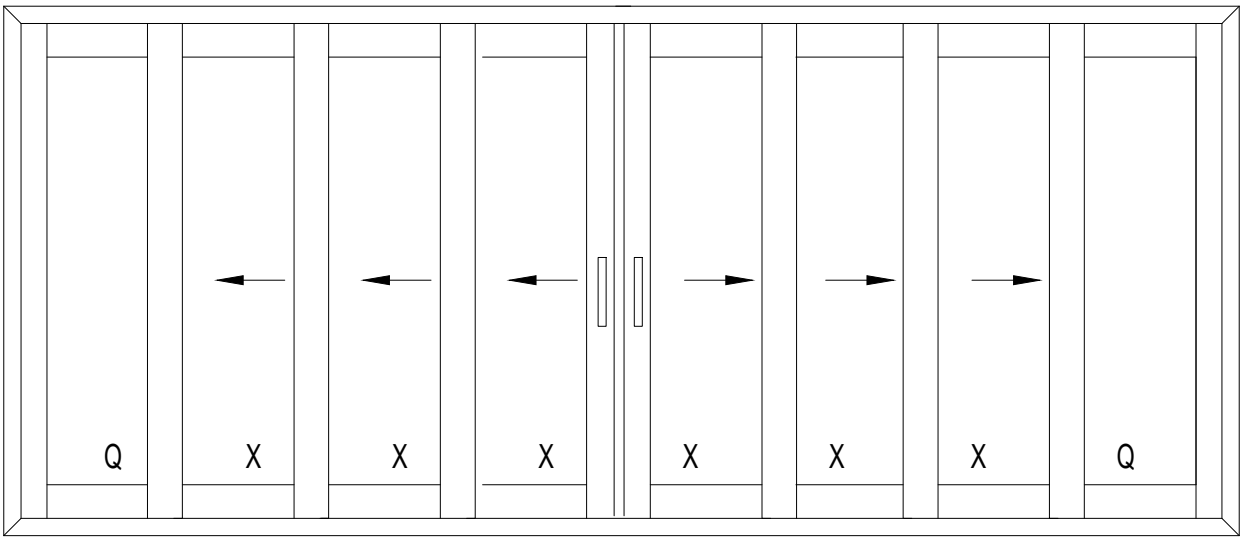

			#	Lm	
011.0412.XX			2	B	36.C....
			2	H	
011.0450.XX			3	H - 71.8	36.C....
011.0451.XX			1	H - 71.8	36.C....
011.0440.XX			6	H - 71.8	36.C....
011.0441.XX			6	H - 71.8	36.C....
011.0461.XX			2	BX1 + 37	36.C....
			2	BX2 + 37	
			2	BX3 + 0.5	
			2	BX4 + 37	
			2	BX5 + 37	
			2	BX6 + 37	
			4	BQ - 33.4	
011.0486.XX			1	B	36.C....
011.0766.XX			1	H - 111.8	36.C....
011.4631.--			3	B - 72	36.C....

E

schaal - échelle
scale - Maßstab
1/2

D0083398

CP 45Pa (GR)

4-RAIL QXXXXXXQ
4-RAIL QXXXXXXQ
4-RAIL QXXXXXXQ
4-RAIL QXXXXXXQ

bx1 = BX1 - 19
bx2 = BX2 - 19
bx3 = BX3 - 55.5
bx4 = BX4 - 55.5
bx5 = BX5 - 19
bx6 = BX6 - 19
bq = BQ - 89.4
hx/hq = H - 162.8

		#	
068.6411.00		8	36.G....
037.4408.--		32	36.G....
062.7105.--	1	1	36.G....
062.7870.--	1	1	36.G....
062.6723.14		1	36.G....
062.7110.XX		1	36.G....
062.7132.XX		2	36.G....
057.5711.--		2	36.G....
021.5180.04		16	36.G....
021.3004.SY		20	36.G....
021.5135.XX		4	36.G....
062.7882.04		8	36.G....
021.1072.--		6	36.G....
021.1177.--		6	36.G....
021.5097.04		4	36.G....
062.7715.XX		6	36.G....
050.5051.--		6	36.G....
021.3209.04		36.F....	36.G....
032.8408.--		1/500mm	36.G....
033.0102.--		1/300mm	36.G....
022.7068.07		(4xB)+(18xH)	36.G....
021.5078.07		54	36.G....
021.3187.04		6	36.G....
021.3211.04		16	36.G....
022.5502.SY		1	36.G....
022.1129.04		(2xB)+(16xH)	36.G....

VLEUGELGEWICHT POIDS DU VANTAIL WEIGHT OF THE VENT FLUEGELGEWICHT	MAX. 120KG

schaal - échelle
scale - Maßstab
1/2

D0083398

E

CP 45Pa (GR)

4-RAIL OXXXXXXO
4-RAIL OXXXXXXO
4-RAIL OXXXXXXO
4-RAIL OXXXXXXO

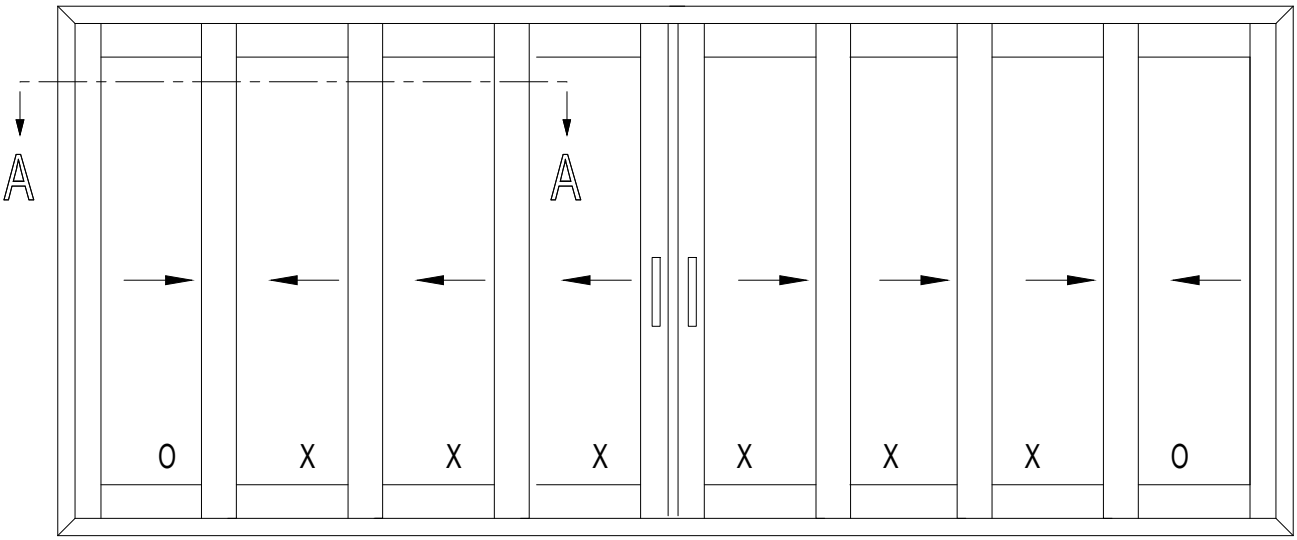

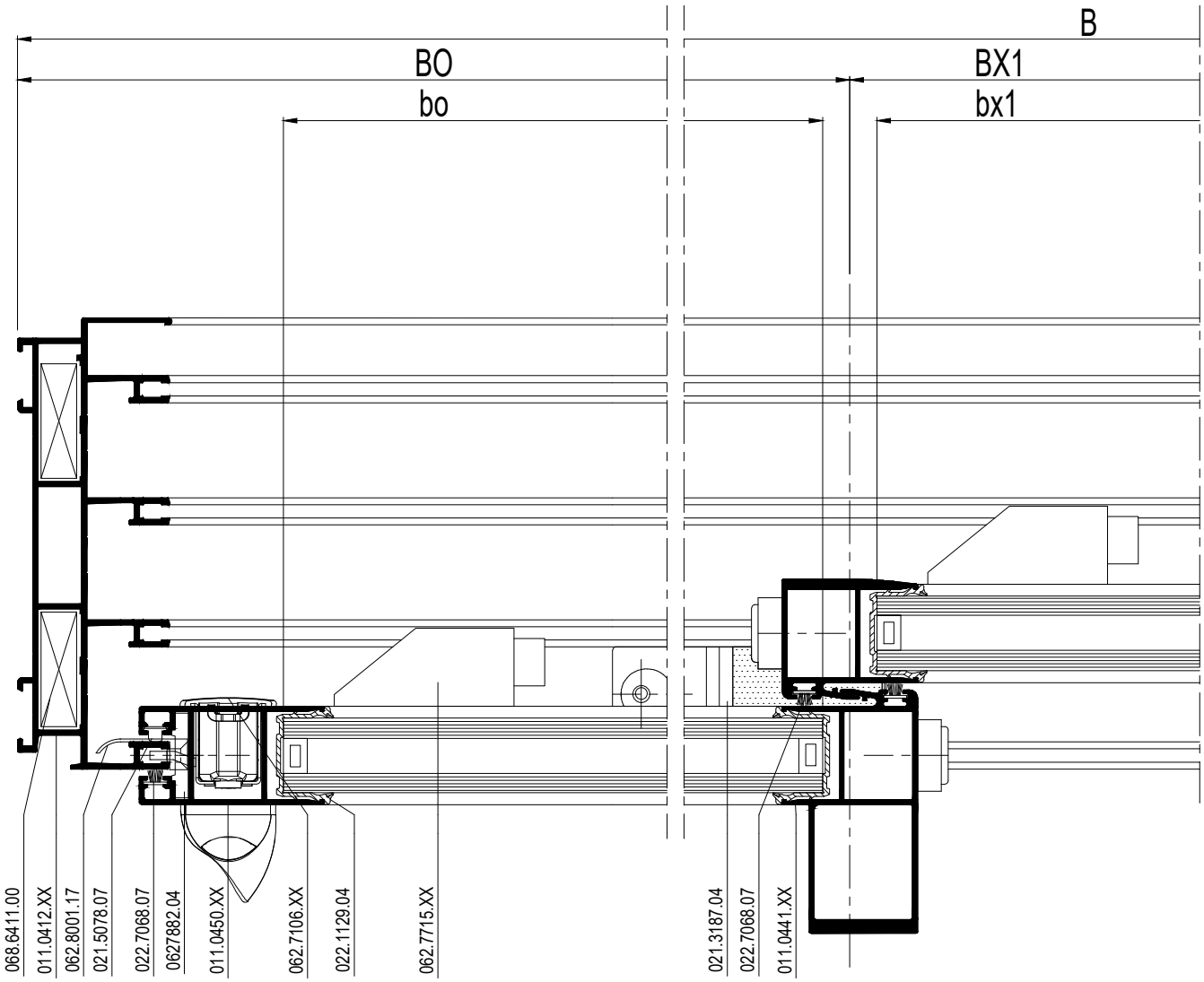

schaal - échelle
scale - Maßstab
1/2

D0082862

E

A - A

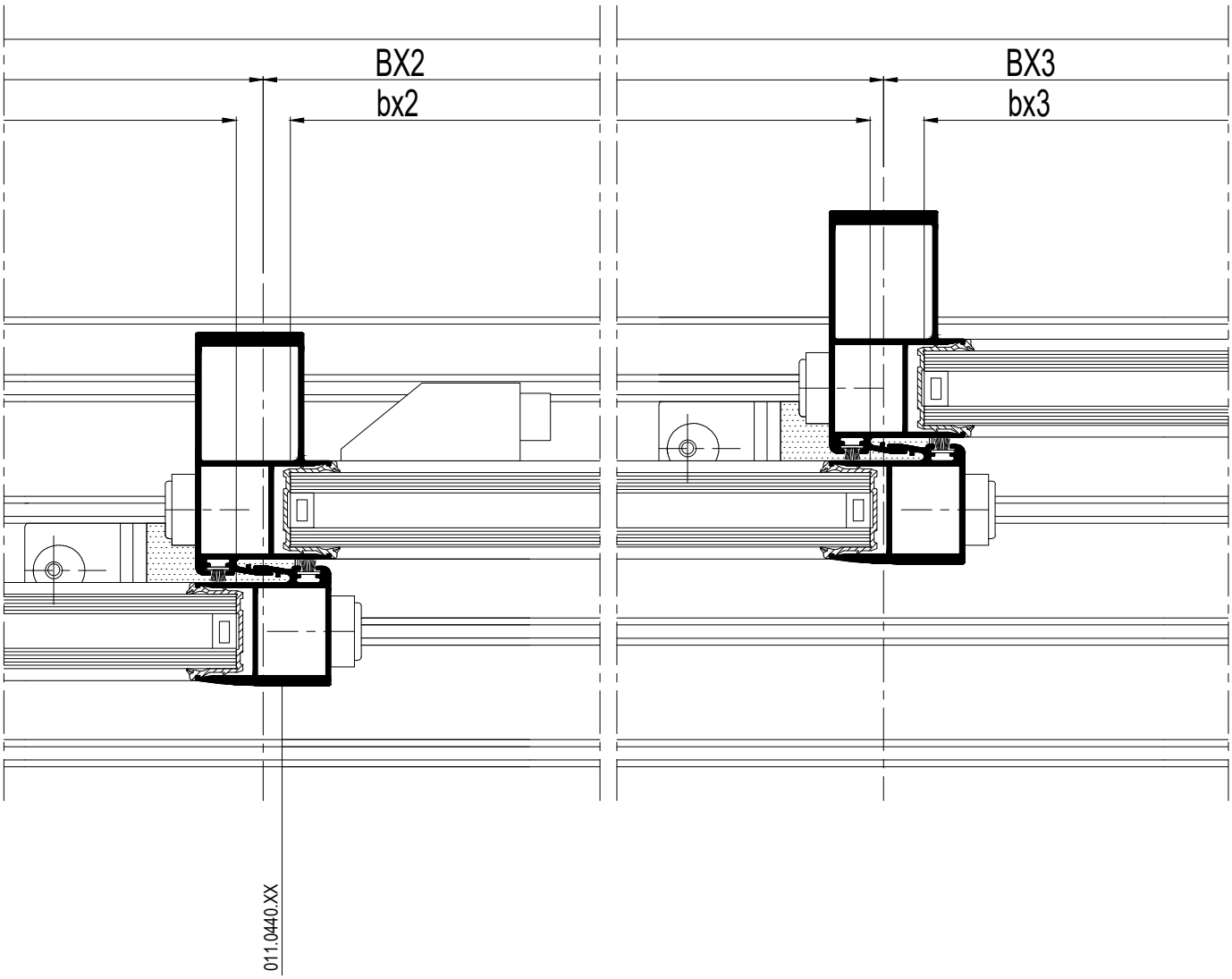

schaal - échelle
scale - Maßstab
1/2

D0082862

CP 45Pa (GR)

4-RAIL OXXXXXXO
4-RAIL OXXXXXXO
4-RAIL OXXXXXXO
4-RAIL OXXXXXXO

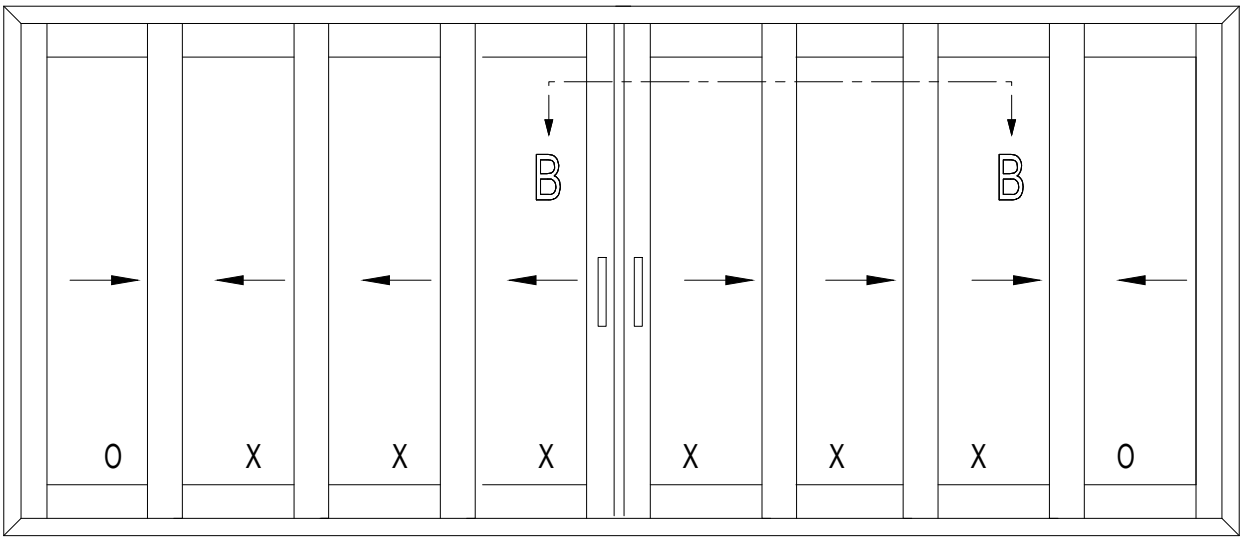

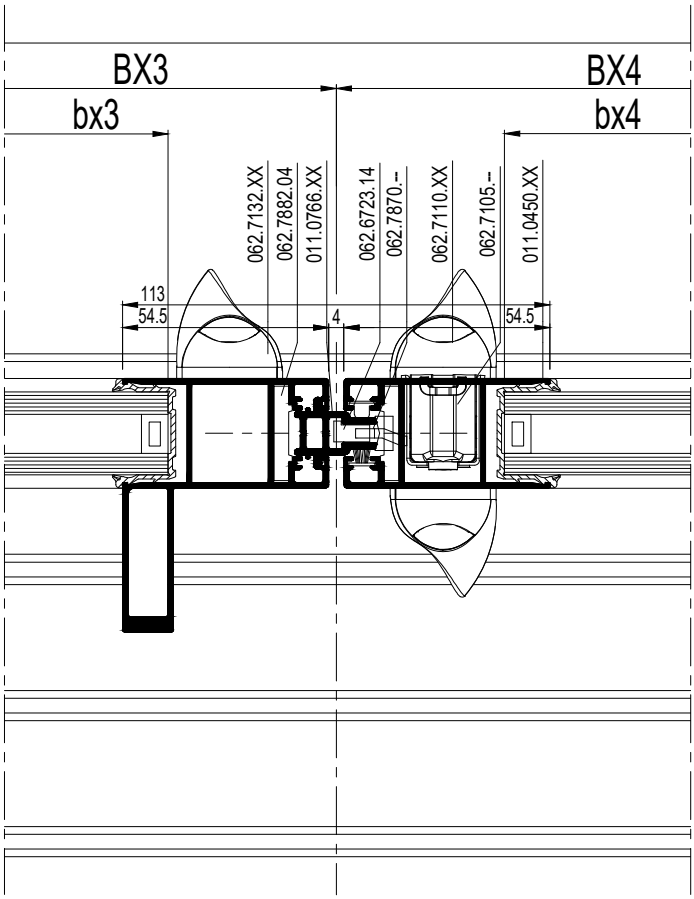

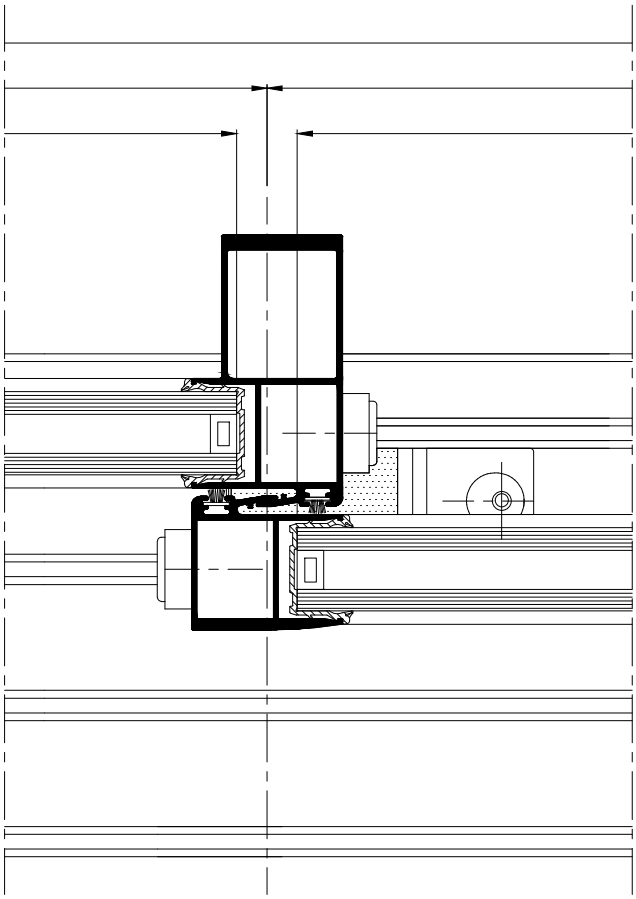

E

schaal - échelle
scale - Maßstab
1/2

D0082863

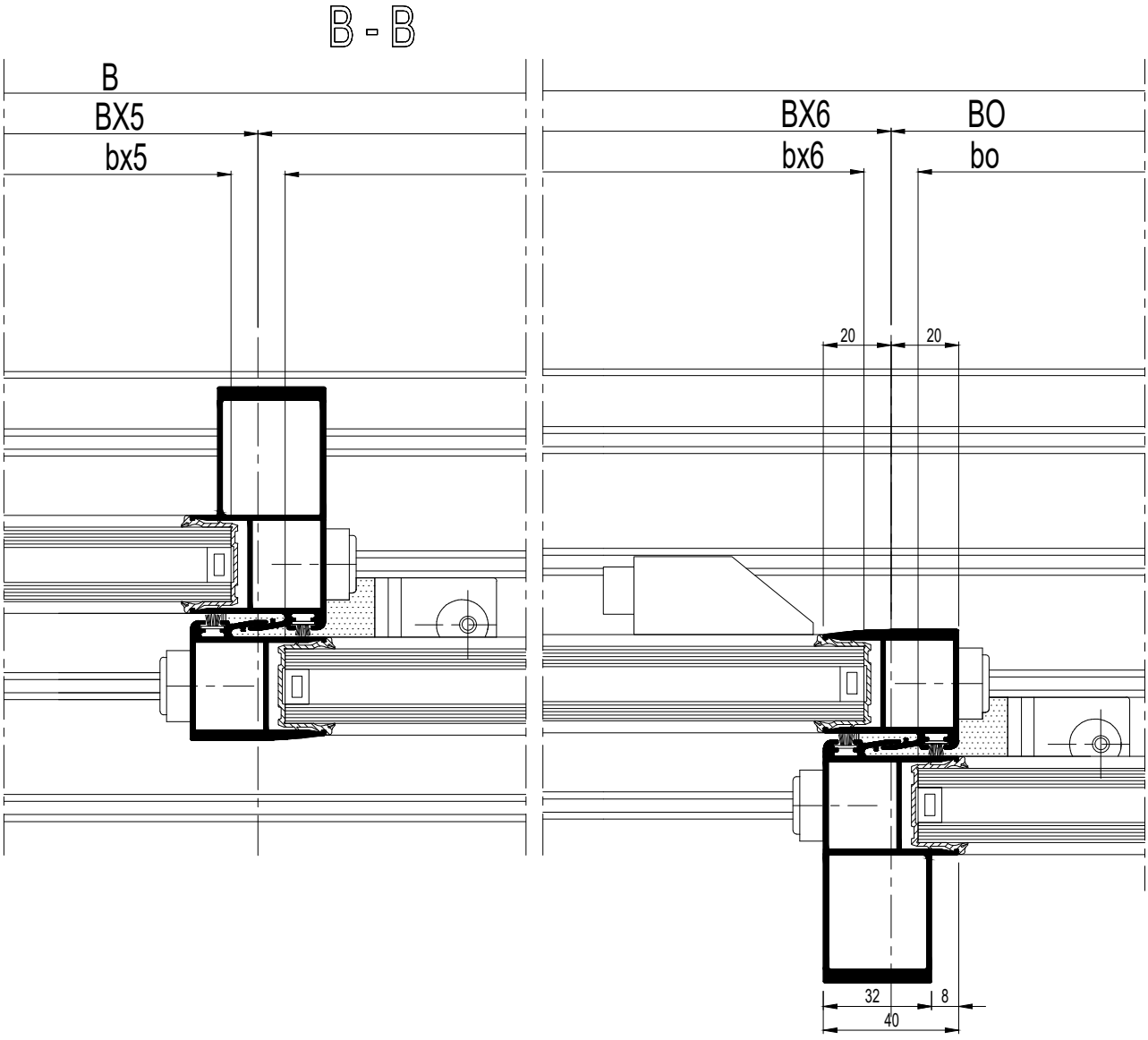

schaal - échelle
scale - Maßstab
1/2

D0082863

E

CP 45Pa (GR)

4-RAIL OXXXXXXO
4-RAIL OXXXXXXO
4-RAIL OXXXXXXO
4-RAIL OXXXXXXO

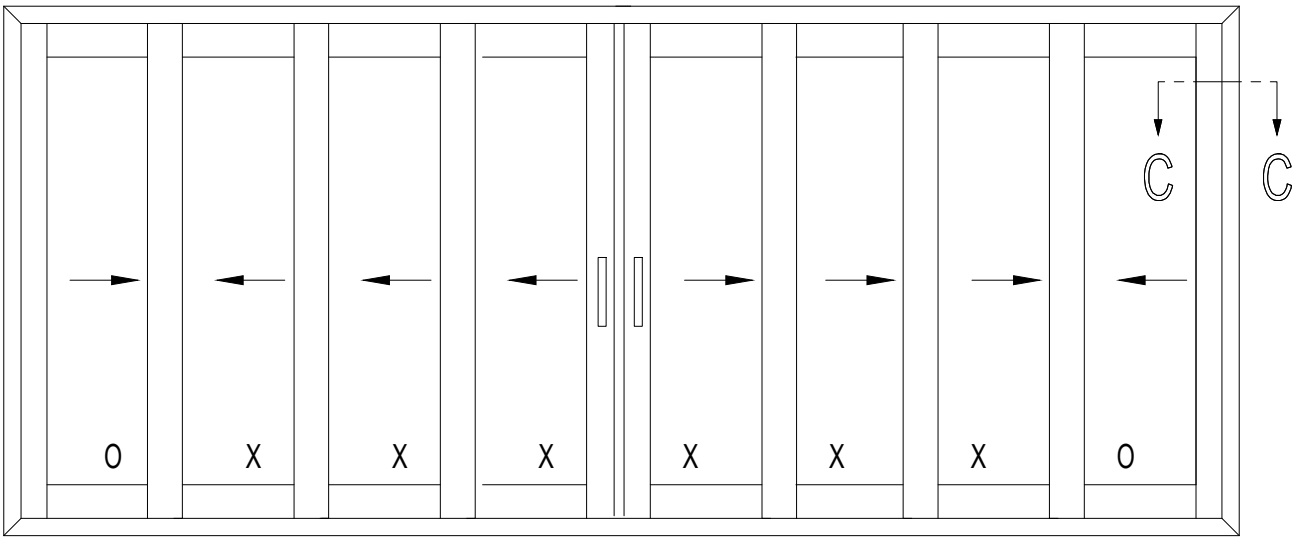

C - C

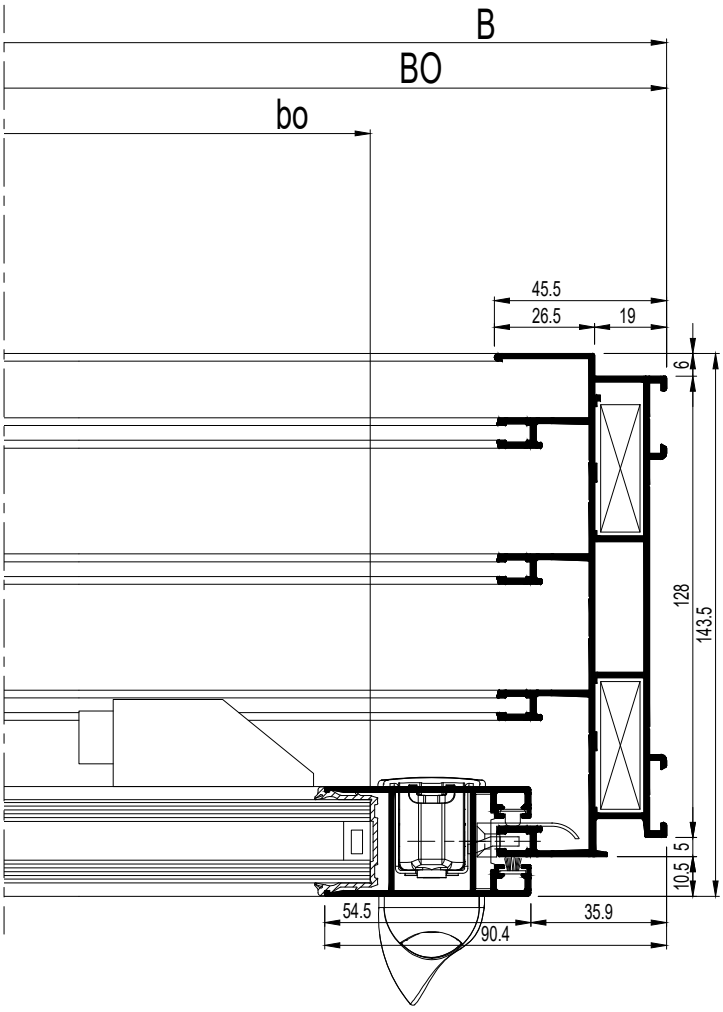

schaal - échelle
scale - Maßstab
1/2

D0082864

E

CP 45Pa (GR)

4-RAIL OXXXXXXO
4-RAIL OXXXXXXO
4-RAIL OXXXXXXO
4-RAIL OXXXXXXO

schaal - échelle
scale - Maßstab
1/2

D0082864

E

CP 45Pa (GR)

4-RAIL OXXXXXXO
4-RAIL OXXXXXXO
4-RAIL OXXXXXXO
4-RAIL OXXXXXXO

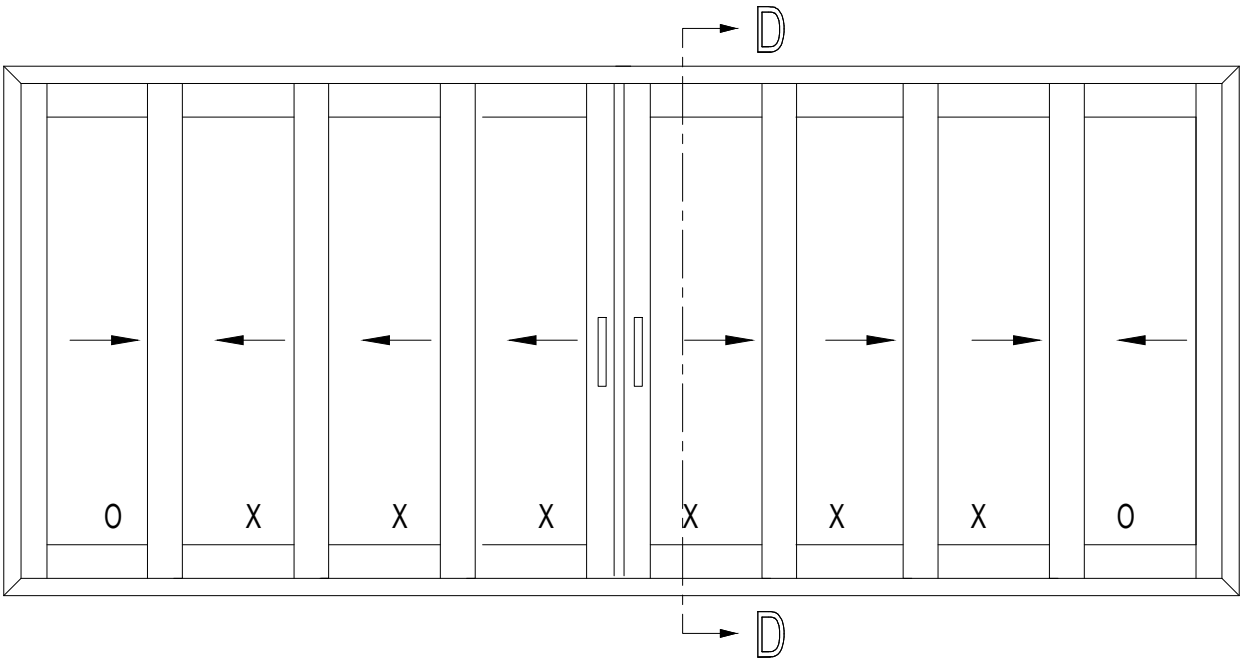

schaal - échelle
scale - Maßstab
1/2
D0082865

E

CP 45Pa (GR)

4-RAIL OXXXXXXO
4-RAIL OXXXXXXO
4-RAIL OXXXXXXO
4-RAIL OXXXXXXO

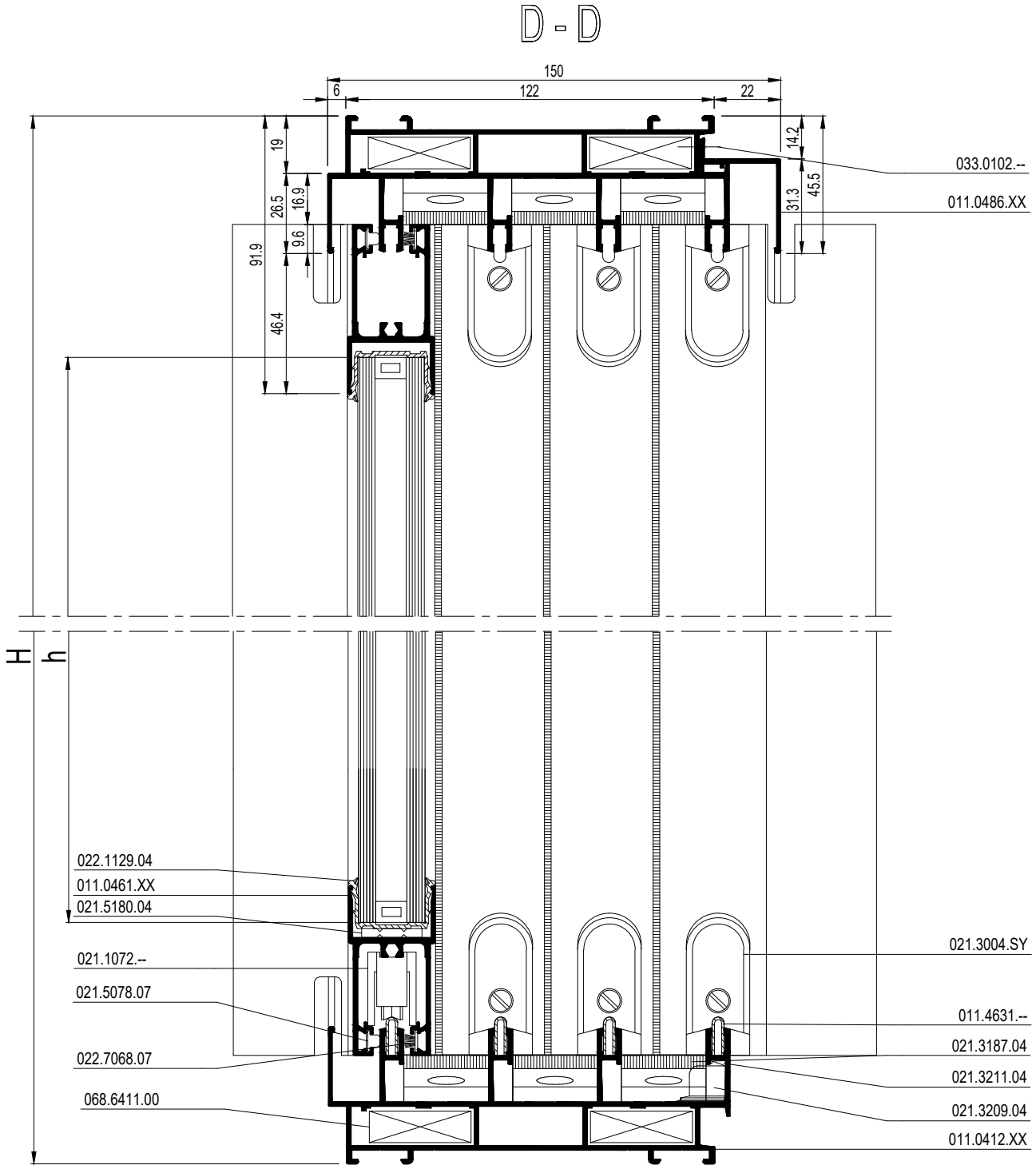

schaal - échelle
scale - Maßstab
1/2

D0082865

E

CP 45Pa (GR)

4-RAIL OXXXXXXO
4-RAIL OXXXXXXO
4-RAIL OXXXXXXO
4-RAIL OXXXXXXO

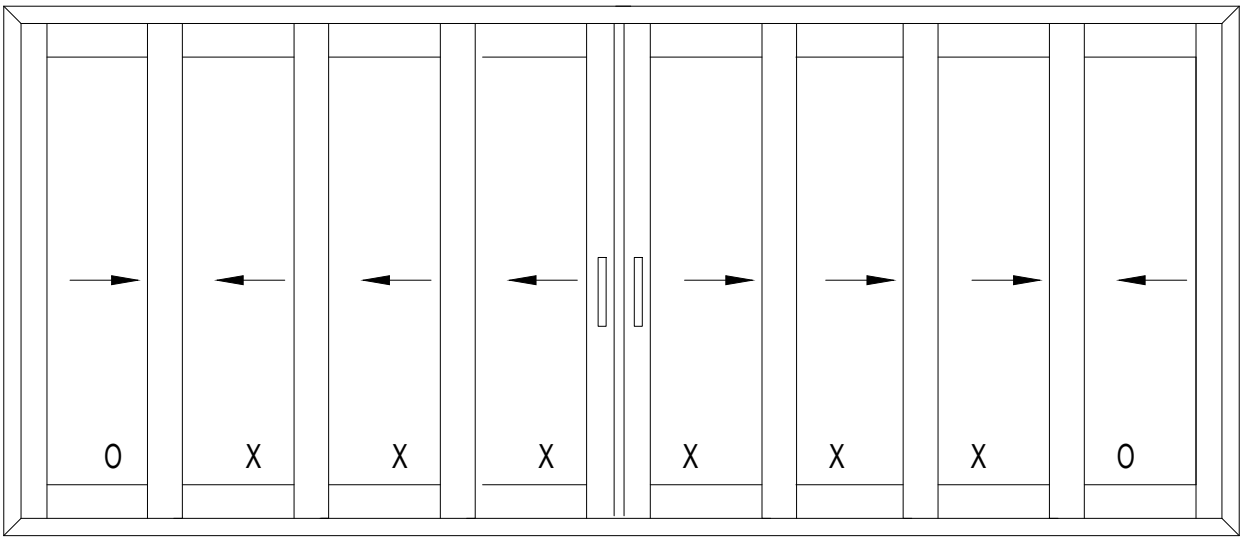

			#	Lm	
011.0412.XX			2	B	36.C....
			2	H	
011.0450.XX			3	H - 71.8	36.C....
011.0451.XX			1	H - 71.8	36.C....
011.0440.XX			6	H - 71.8	36.C....
011.0441.XX			6	H - 71.8	36.C....
011.0461.XX			2	BX1 + 37	36.C....
			2	BX2 + 37	
			2	BX3 + 0.5	
			2	BX4 + 37	
			2	BX5 + 37	
			2	BX6 + 37	
			4	BQ - 33.4	
011.0486.XX			1	B	36.C....
011.0766.XX			1	H - 111.8	36.C....
011.4631.--			4	B - 72	36.C....

E

schaal - échelle
scale - Maßstab
1/2

D0083407

CP 45Pa (GR)

4-RAIL OXXXXXXO
4-RAIL OXXXXXXO
4-RAIL OXXXXXXO
4-RAIL OXXXXXXO

bx1 = BX1 - 19
bx2 = BX2 - 19
bx3 = BX3 - 55.5
bx4 = BX4 - 55.5
bx5 = BX5 - 19
bx6 = BX6 - 19
bo = BO - 89.4
hx/ho = H - 162.8

		#	☞
068.6411.00		8	36.G....
037.4408.--		32	36.G....
062.7105.--	1	3	36.G....
062.7870.--	1	3	36.G....
062.8001.17		2	36.G....
062.6723.14		1	36.G....
062.7106.XX		2	36.G....
062.7110.XX		1	36.G....
062.7132.XX		4	36.G....
057.5711.--		2	36.G....
021.5180.04		16	36.G....
021.3004.SY		24	36.G....
062.7882.04		8	36.G....
021.1072.--		8	36.G....
021.1177.--		8	36.G....
062.7715.XX		6	36.G....
050.5051.--		6	36.G....
021.3209.04		36.F....	36.G....
032.8408.--		1/500mm	36.G....
033.0102.--		1/300mm	36.G....
022.7068.07		(4xB)+(18xH)	36.G....
021.5078.07		54	36.G....
062.7883.04		4	36.G....
021.3187.04		6	36.G....
021.3211.04		16	36.G....
022.5502.SY		1	36.G....
022.1129.04		(2xB)+(16xH)	36.G....

VLEUGELGEWICHT POIDS DU VANTAIL WEIGHT OF THE VENT FLUEGELGEWICHT	MAX. 120KG

schaal - échelle
scale - Maßstab
1/2

D0083407

E

CP 45Pa (GR)

4-RAIL XXXQ FLAT BOTTOM
4-RAIL XXXQ FLAT BOTTOM
4-RAIL XXXQ FLAT BOTTOM
4-RAIL XXXQ FLAT BOTTOM

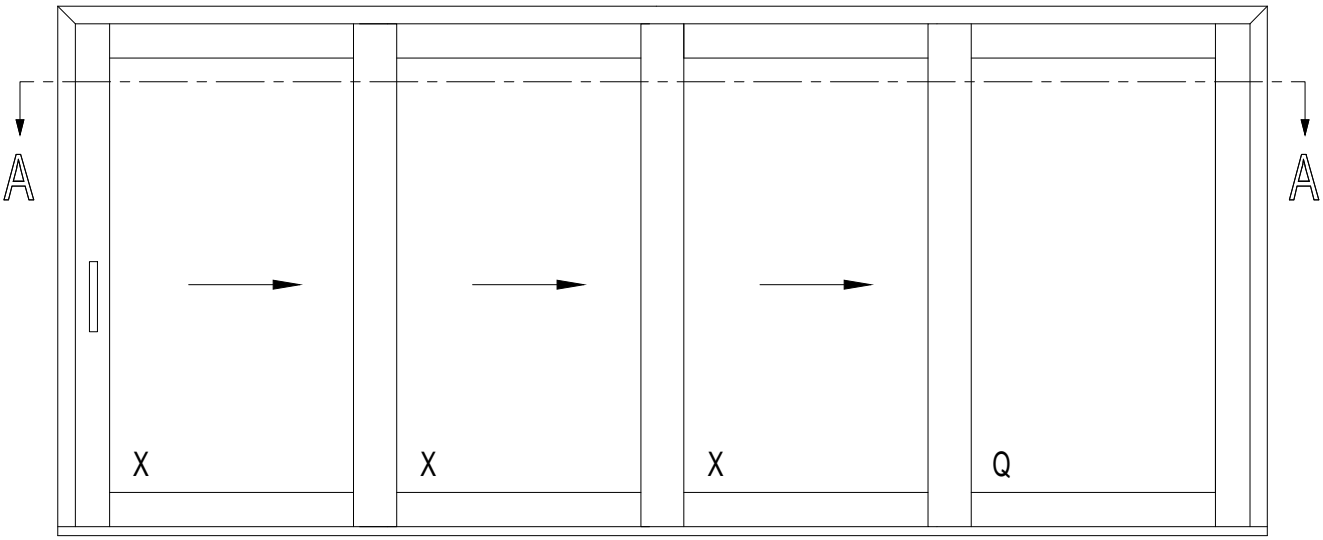

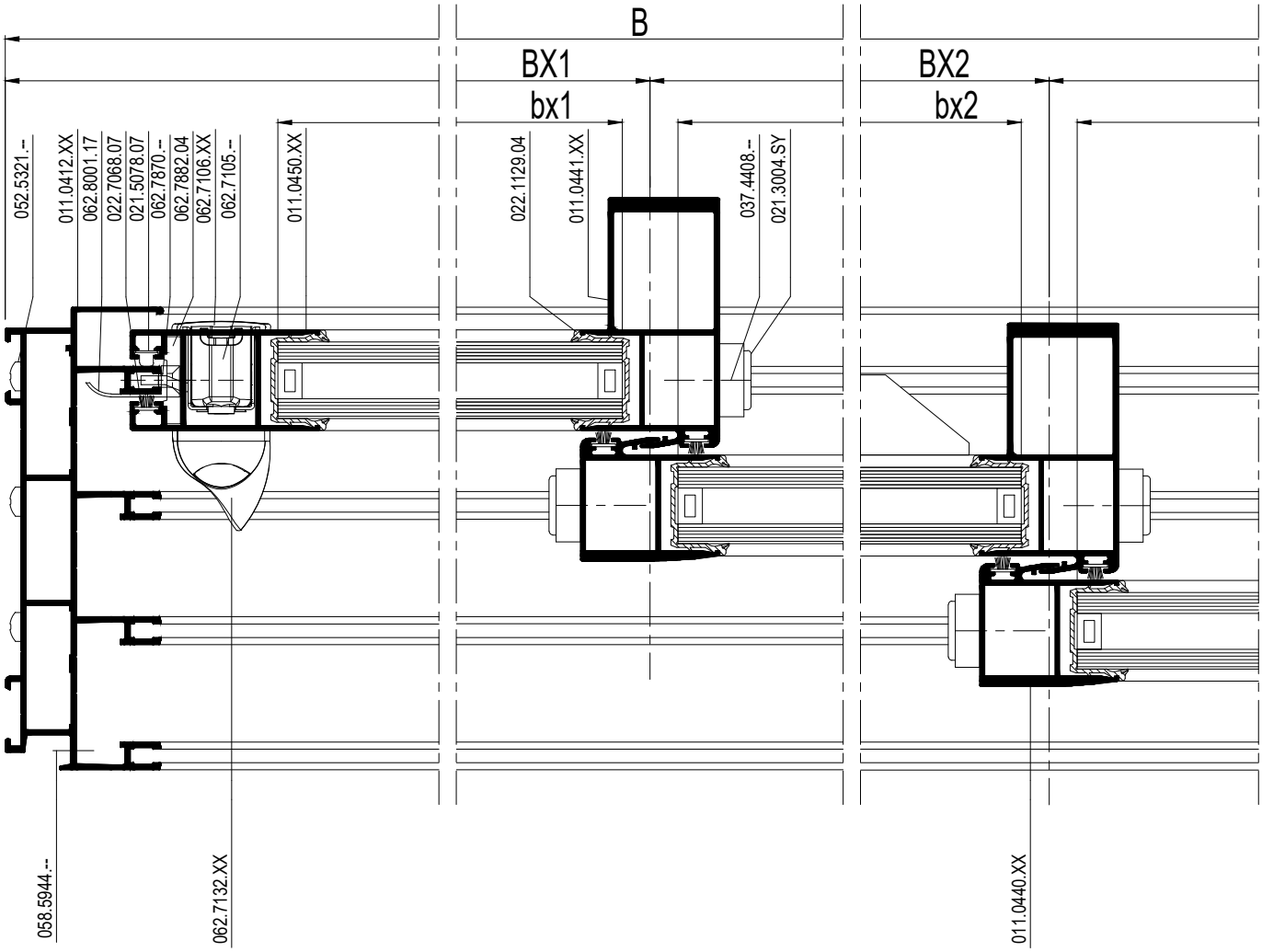

schaal - échelle
scale - Maßstab
1/2
D0082872

E

CP 45Pa (GR)

4-RAIL XXXQ FLAT BOTTOM
4-RAIL XXXQ FLAT BOTTOM
4-RAIL XXXQ FLAT BOTTOM
4-RAIL XXXQ FLAT BOTTOM

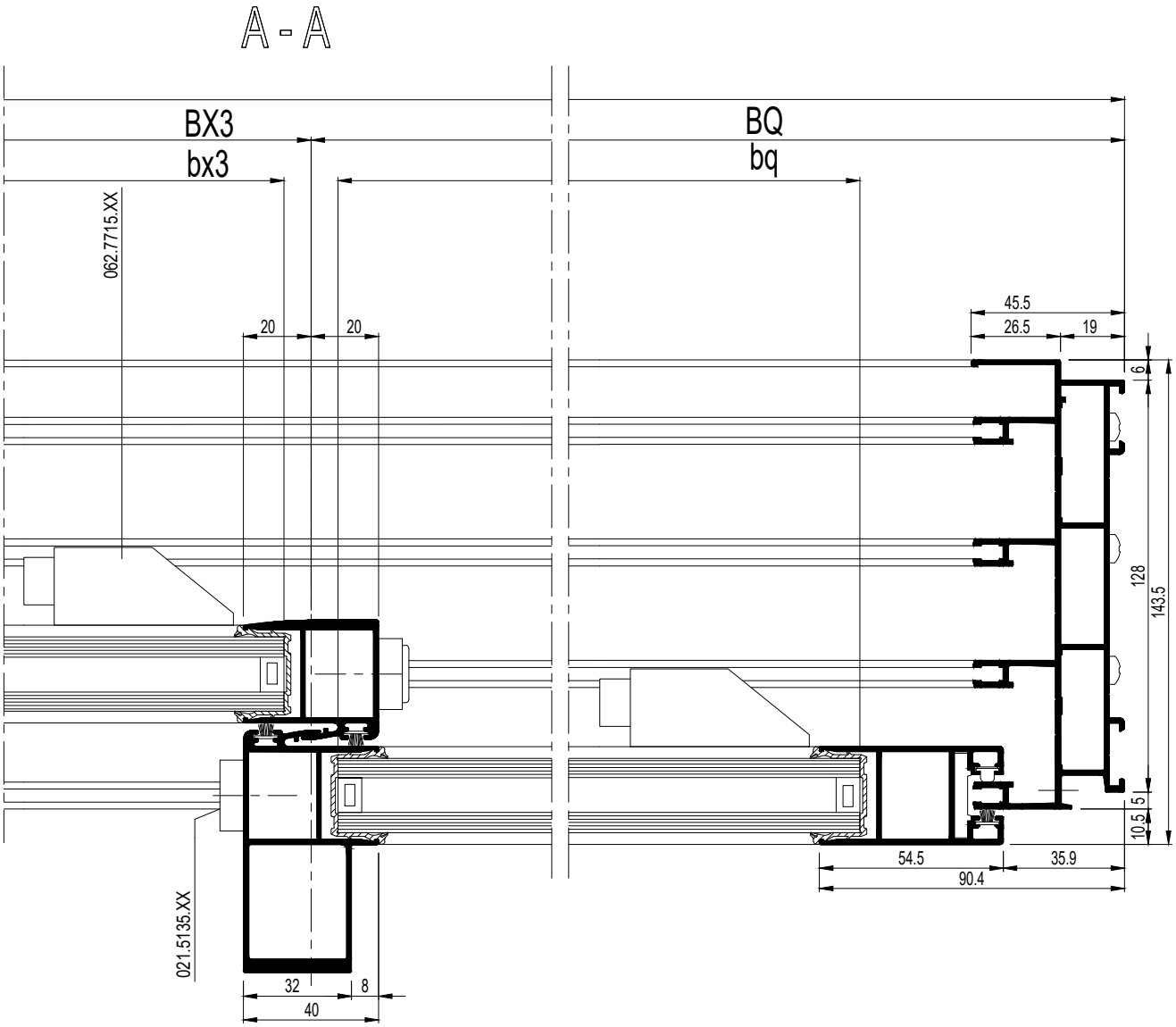

schaal - échelle
scale - Maßstab
1/2

D0082872

E

CP 45Pa (GR)

4-RAIL XXXQ FLAT BOTTOM
4-RAIL XXXQ FLAT BOTTOM
4-RAIL XXXQ FLAT BOTTOM
4-RAIL XXXQ FLAT BOTTOM

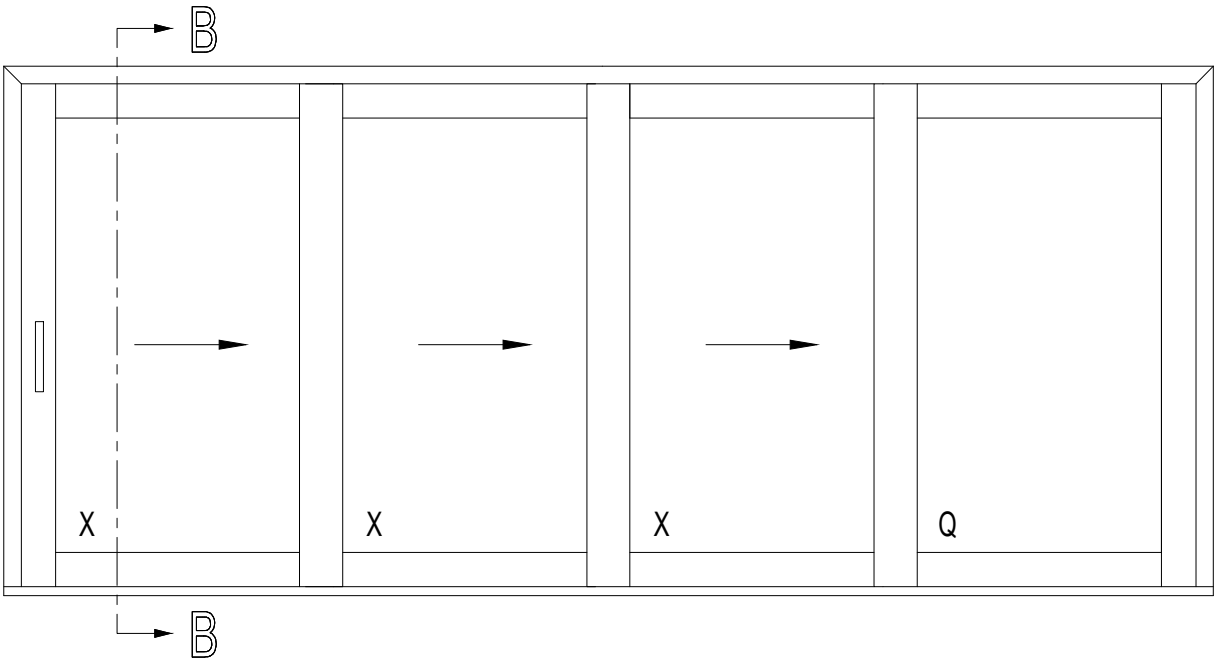

schaal - échelle
scale - Maßstab
1/2

D0082873

E

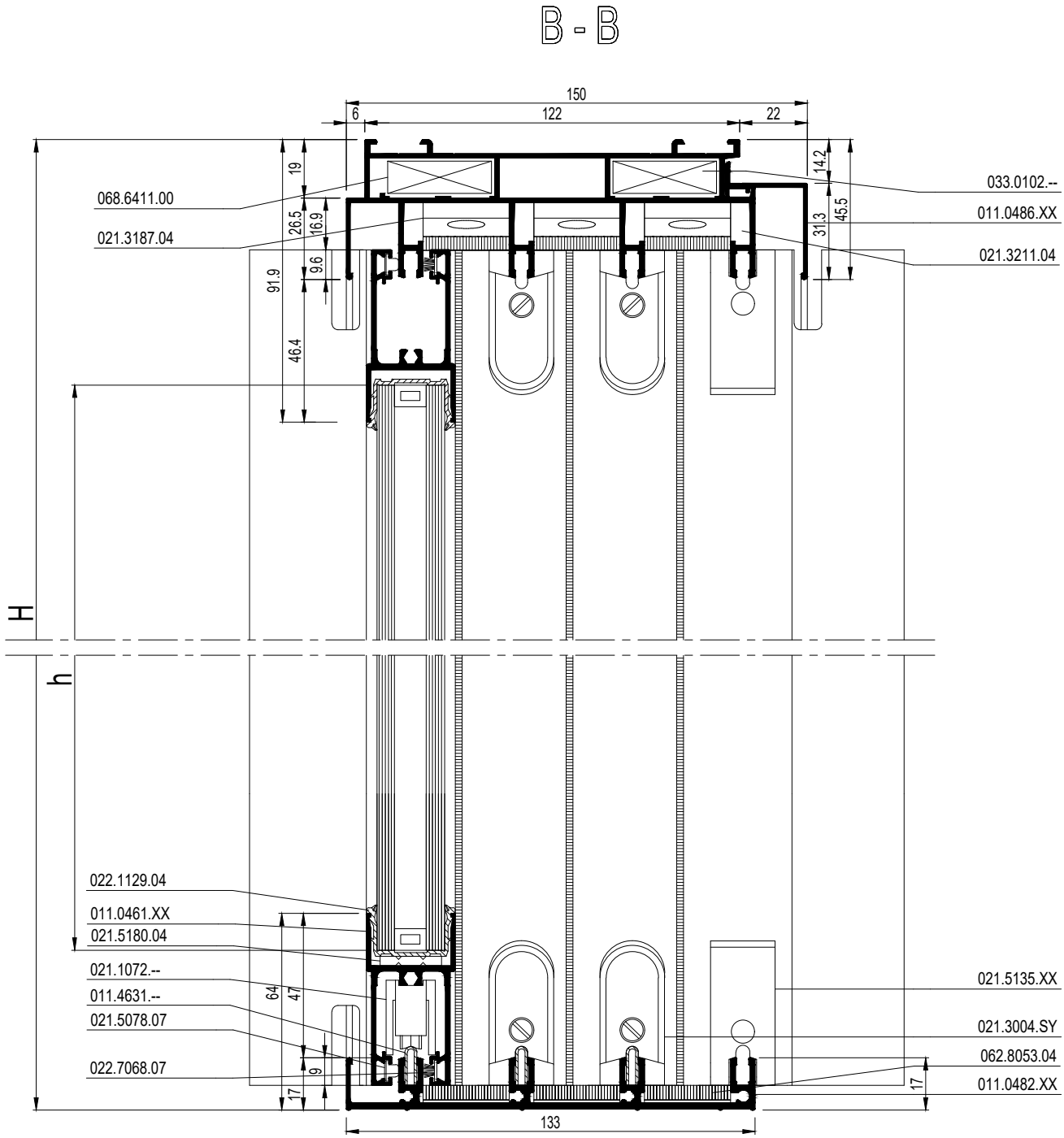

schaal - échelle
scale - Maßstab
1/2

D0082873

E

CP 45Pa (GR)

4-RAIL XXXQ FLAT BOTTOM
4-RAIL XXXQ FLAT BOTTOM
4-RAIL XXXQ FLAT BOTTOM
4-RAIL XXXQ FLAT BOTTOM

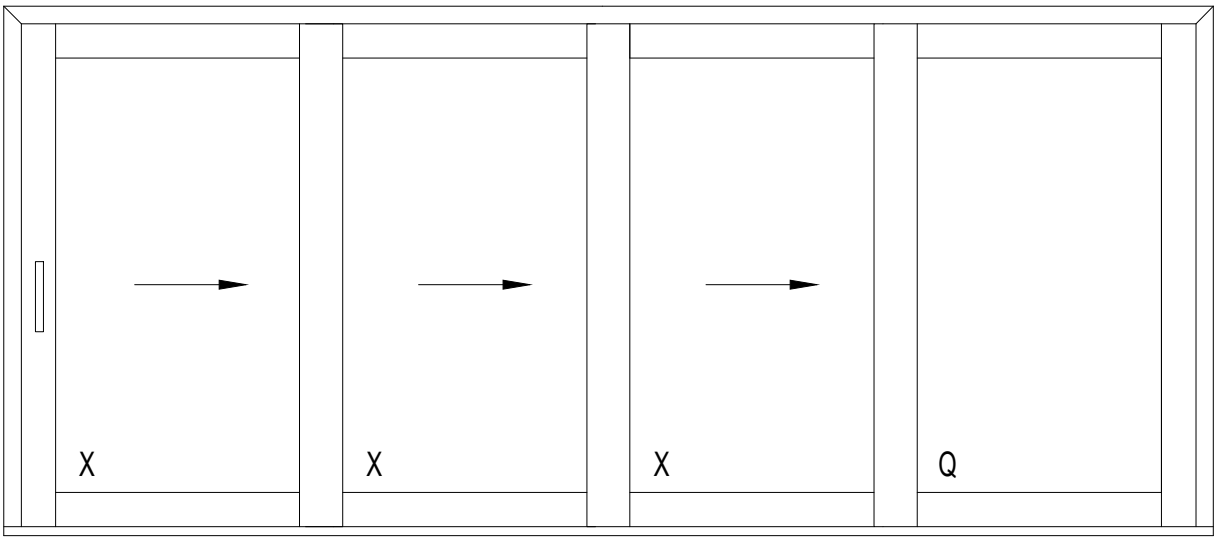

		#	Lm	
011.0412.XX		1	B	36.C....
		1	H	
		1	H	
011.0482.XX		1	B - 41	36.C....
011.0450.XX		2	H - 43.9	36.C....
011.0440.XX		3	H - 43.9	36.C....
011.0441.XX		3	H - 43.9	36.C....
011.0461.XX		2	BX1 - 33.4	36.C....
		2	BX2 + 37	
		2	BX3 + 37	
		2	BQ - 33.4	
011.0486.XX		1	B	36.C....
011.4631.--		3	B - 72	36.C....

E

schaal - échelle
scale - Maßstab
1/2

D0083423

CP 45Pa (GR)

4-RAIL XXXQ FLAT BOTTOM
4-RAIL XXXQ FLAT BOTTOM
4-RAIL XXXQ FLAT BOTTOM
4-RAIL XXXQ FLAT BOTTOM

bx1 = BX1 - 89.4
bx2 = BX2 - 19
bx3 = BX3 - 19
bq = BQ - 89.4
hx/hq = H - 134.9

		#	
068.6411.00		4	36.G....
037.4408.--		16	36.G....
062.7105.--	1	1	36.G....
062.7870.--	1	1	36.G....
062.8001.17		1	36.G....
062.7106.XX		1	36.G....
062.7132.XX		1	36.G....
021.5180.04		8	36.G....
021.3004.SY		10	36.G....
021.5135.XX		2	36.G....
062.7882.04		4	36.G....
021.1072.--		3	36.G....
021.1177.--		3	36.G....
062.7715.XX		3	36.G....
050.5051.--		3	36.G....
033.0102.--		1/300mm	36.G....
052.5321.--		6	36.G....
058.5944.--		2	36.G....
022.7068.07		(2xB)+(10xH)	36.G....
021.5078.07		28	36.G....
062.7883.04		2	36.G....
021.3187.04		3	36.G....
021.3211.04		4	36.G....
062.8053.04		3	36.G....
022.1129.04		(2xB)+(8xH)	36.G....
021.5097.04		2	36.G....
062.8992.04		1	36.G....

VLEUGELGEWICHT POIDS DU VANTAIL WEIGHT OF THE VENT FLUEGELGEWICHT	MAX. 120KG

schaal - échelle
scale - Maßstab
1/2

D0083423

E

CP 45Pa (GR)

SCHUIFRAAM MONORAIL XQ
FENETRE COULISSANT MONORAIL XQ
SLIDING WINDOW MONORAIL XQ
SCHIEBEFENSTER MONORAIL XQ

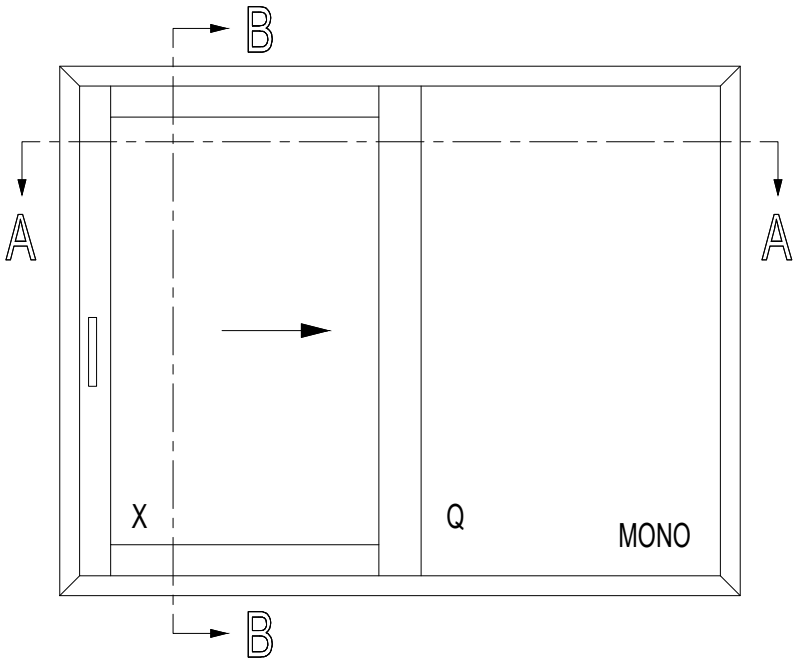

bx = BX - 89.4	
bq = BQ - 36.8	
hx = H - 162.8	
hq = H - 62	

		#	
068.6011.00		4	36.G....
068.6853.00		2	36.G....
037.4408.--		4	36.G....
062.7105.--		1	36.G....
062.7870.--		1	36.G....
062.8001.17		1	36.G....
062.7106.XX		1	36.G....
069.8422.04		1/300mm	36.G....
021.5180.04		2	36.G....
021.3004.SY		2	36.G....
062.7882.04		2	36.G....
021.1073.--		1	36.G....
021.1170.--		1	36.G....
021.3209.04		36.F....	36.G....
033.0102.--		1/300mm	36.G....
022.7068.07		(4xBX)+(4xH)	36.G....
021.5078.07		8	36.G....
062.7883.04		2	36.G....
062.8050.--		1	36.G....
021.3211.04		2	36.G....
022.1129.04		(2xBX)+(2xH)	36.G....
080.9114.SY		(2xBQ)+(2xH)	36.G....
080.9123.SY		(2xBQ)+(2xH)	36.G....

A - A

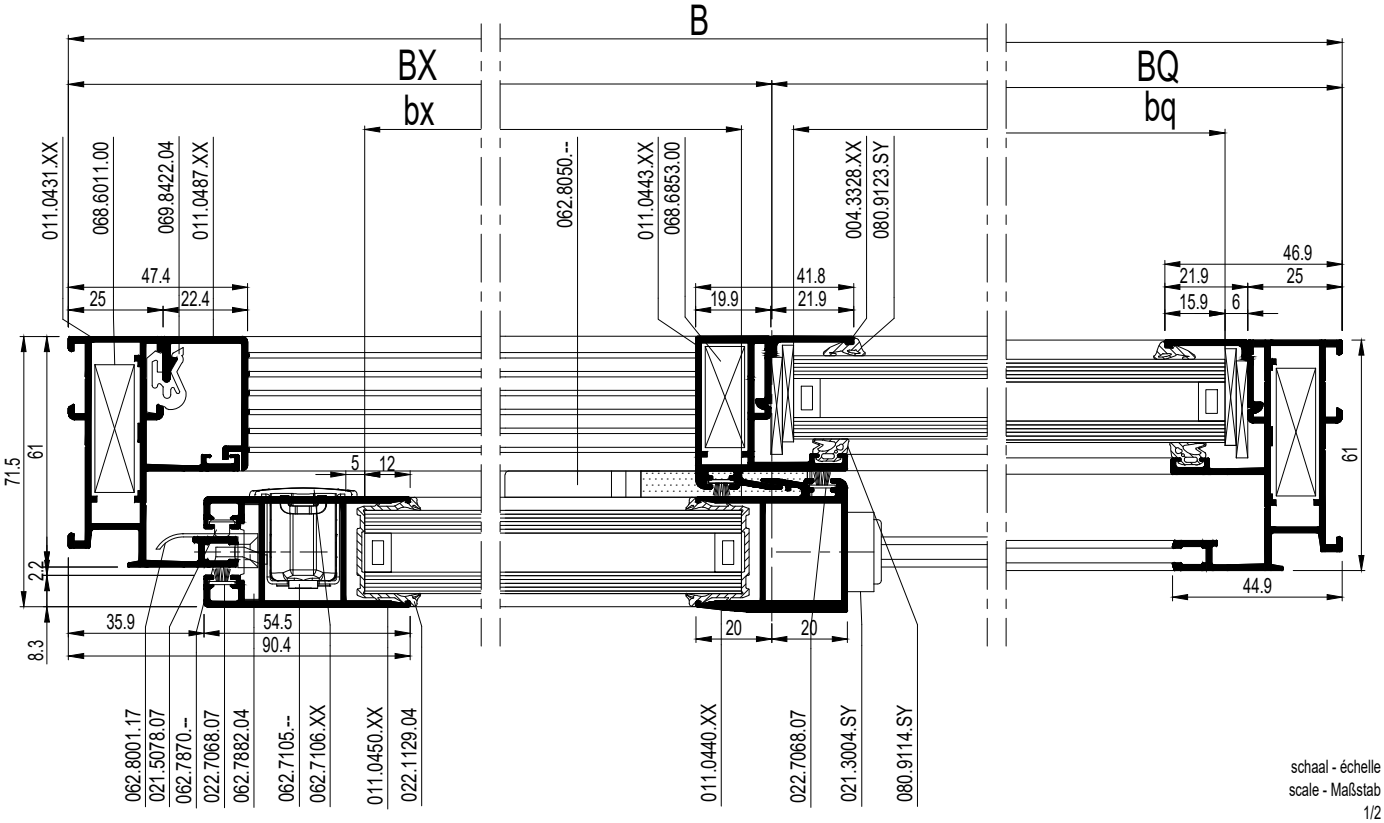

schaal - échelle
scale - Maßstab
1/2

D0082731

E

CP 45Pa (GR)

SCHUIFRAAM MONORAIL XQ
FENETRE COULISSANT MONORAIL XQ
SLIDING WINDOW MONORAIL XQ
SCHIEBEFENSTER MONORAIL XQ

		#	Lm	
011.0431.XX		2	B	36.C....
		2	H	
011.0450.XX		1	H - 71.8	36.C....
011.0440.XX		1	H - 71.8	36.C....
011.0443.XX		1	H - 50	36.C....
011.0461.XX		2	BX - 33.4	36.C....
004.3328.XX		2	BQ - 24.8	36.C....
		2	H - 93.8	
011.0487.XX		1	BX - 45	36.C....
		1	BX - 45	
		1	H - 50	
011.0486.XX		1	B	36.C....
011.4631.--		1	B - 72	36.C....

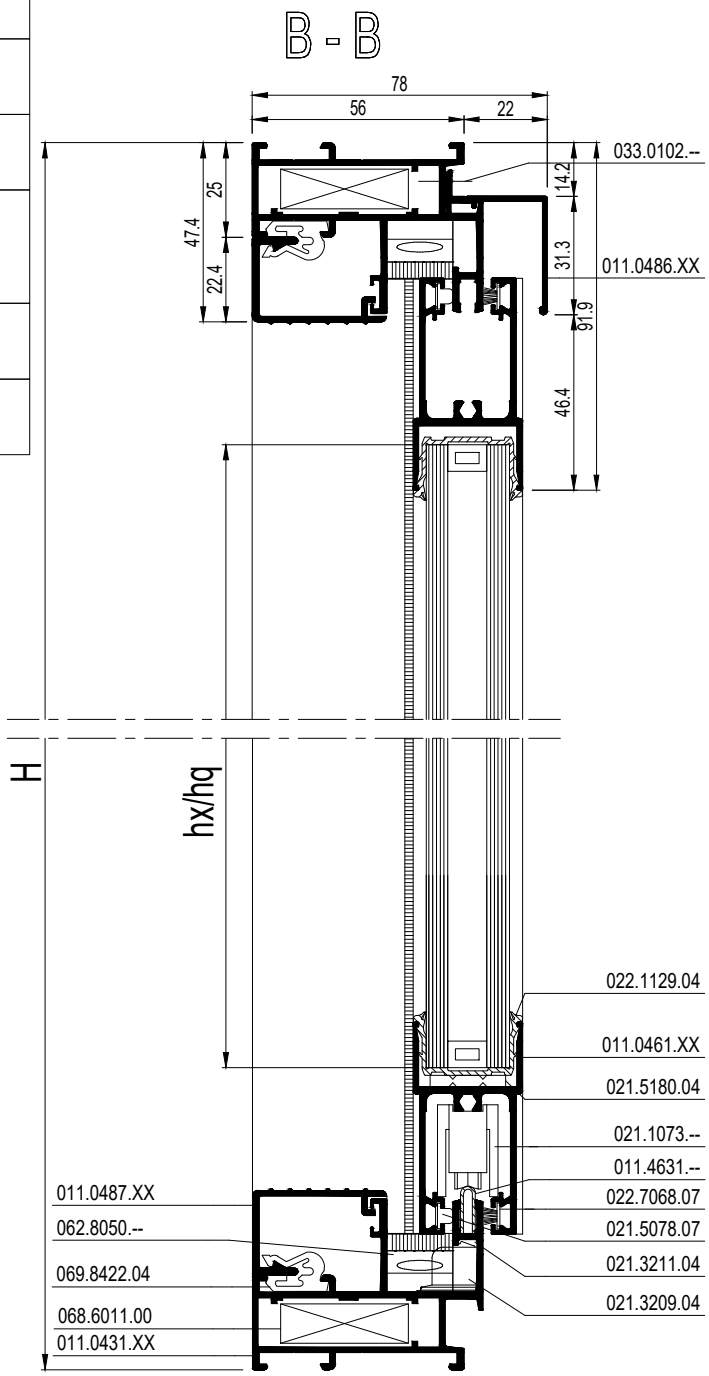

VLEUGELGEWICHT POIDS DU VANTAIL WEIGHT OF THE VENT FLUEGELGEWICHT	MAX. 60KG

schaal - échelle
scale - Maßstab
1/2

D0082731

E

CP 45Pa (GR)

SCHUIFRAAM MONORAIL X
FENETRE COULISSANT MONORAIL X
SLIDING WINDOW MONORAIL X
SCHIEBEFENSTER MONORAIL X

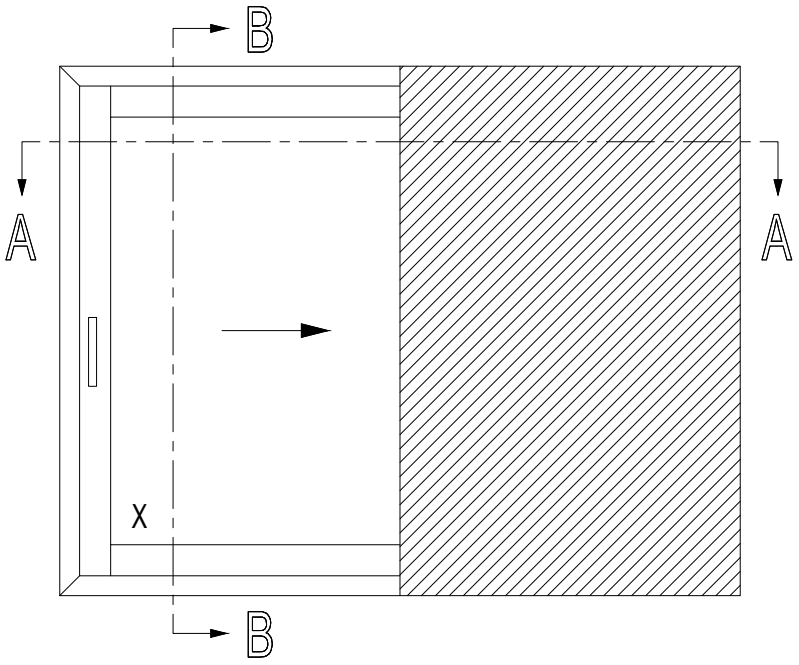

		#	
021.5803.00		4	36.G....
037.4408.--		4	36.G....
062.7105.--		1	36.G....
062.7870.--		1	36.G....
062.6723.14		1	36.G....
062.7106.XX		1	36.G....
021.5180.04		2	36.G....
021.3004.SY		2	36.G....
062.7882.04		2	36.G....
021.3203.04		4	36.G....
021.1073.--		1	36.G....
021.1170.--		1	36.G....
069.6830.04		1	36.G....
033.0302.--		2	36.G....
033.0503.--		8	36.G....
033.0503.--		1/300mm	36.G....
022.7068.07		(4xBX)+(4xH)	36.G....
022.7188.07		H	36.G....
021.5078.07		8	36.G....
062.7883.04		2	36.G....
021.5146.07		1/300mm	36.G....
021.3210.04		1	36.G....
022.1129.04		(2xBX)+(2xH)	36.G....

A - A

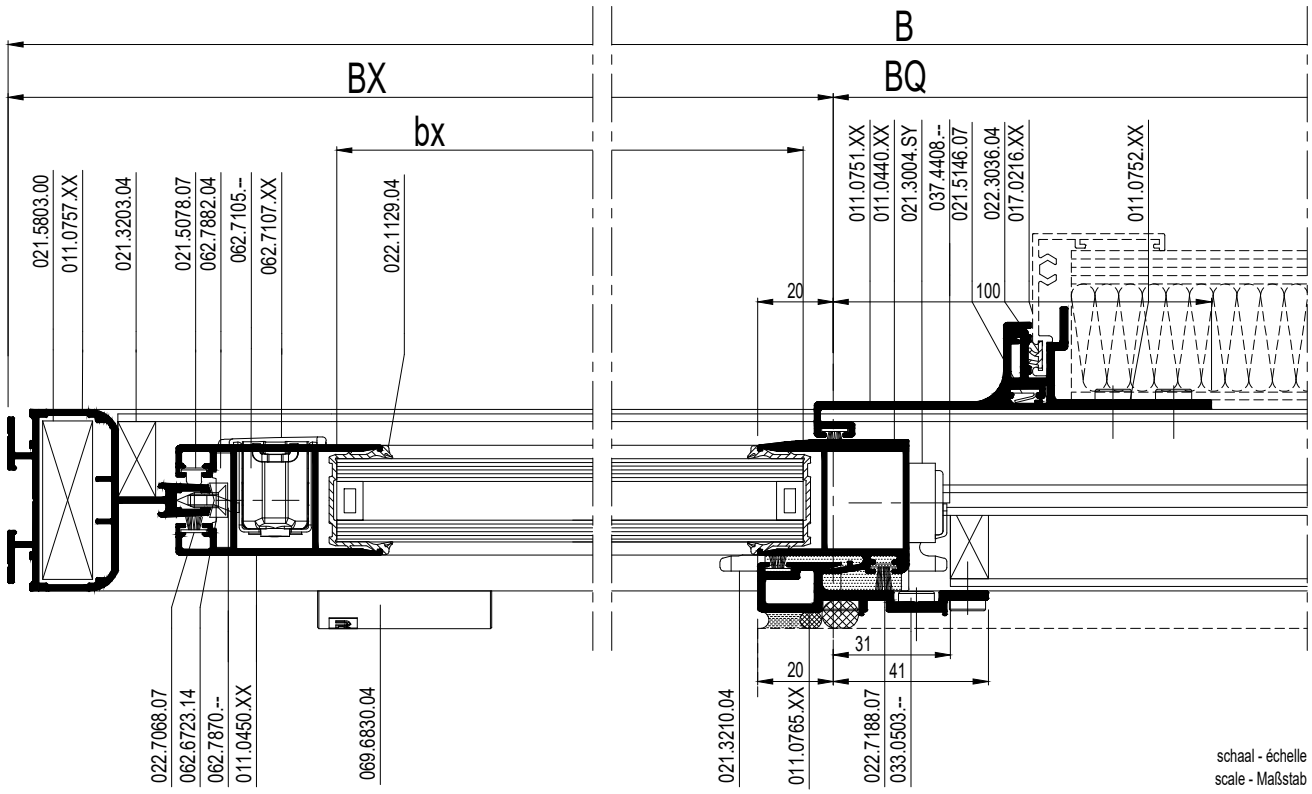

schaal - échelle
scale - Maßstab
1/2

D0083589

E

CP 45Pa (GR)

SCHUIFRAAM MONORAIL X
FENETRE COULISSANT MONORAIL X
SLIDING WINDOW MONORAIL X
SCHIEBEFENSTER MONORAIL X

		#	Lm	
011.0757.XX		2	B	36.C....
		2	H	
011.0450.XX		1	H - 88.8	36.C....
011.0440.XX		1	H - 88.8	36.C....
011.0461.XX		2	BX - 23.9	36.C....
011.0751.XX		1	H - 11.4	36.C....
011.0752.XX		1	H - 11.4	36.C....
011.0765.XX		1	H - 11.4	36.C....
017.0217.XX		1	B - 58	36.C....
		1	BX - 31	
		1	BQ - 60	
011.4631.--		1	B - 89	36.C....

bx = BX - 76.9
h = H - 179.8

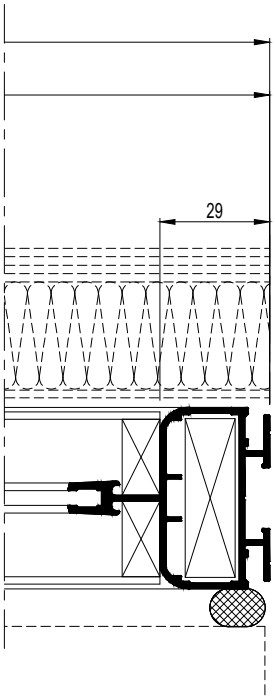

VLEUGELGEWICHT POIDS DU VANTAIL WEIGHT OF THE VENT FLUEGELGEWICHT	MAX. 60KG

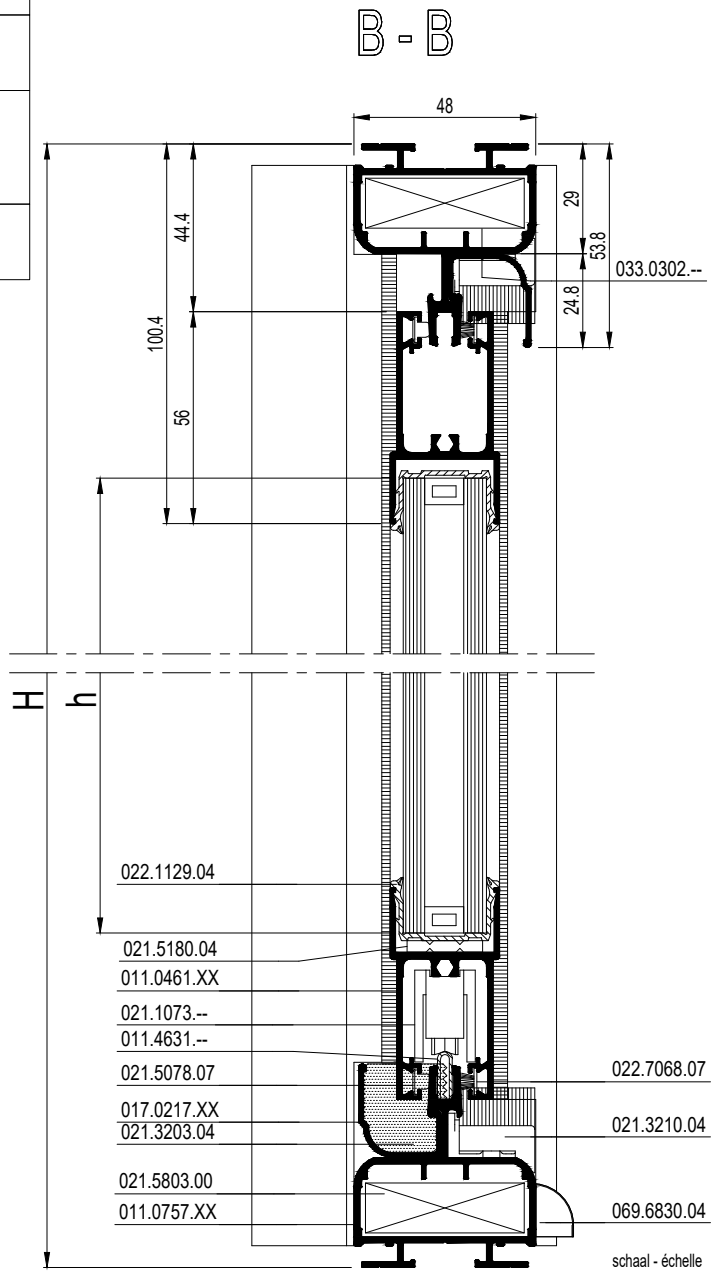

schaal - échelle
scale - Maßstab
1/2

D0083589

E

CP 45Pa (GR)

MONORAIL XQ
MONORAIL XQ
MONORAIL XQ
MONORAIL XQ

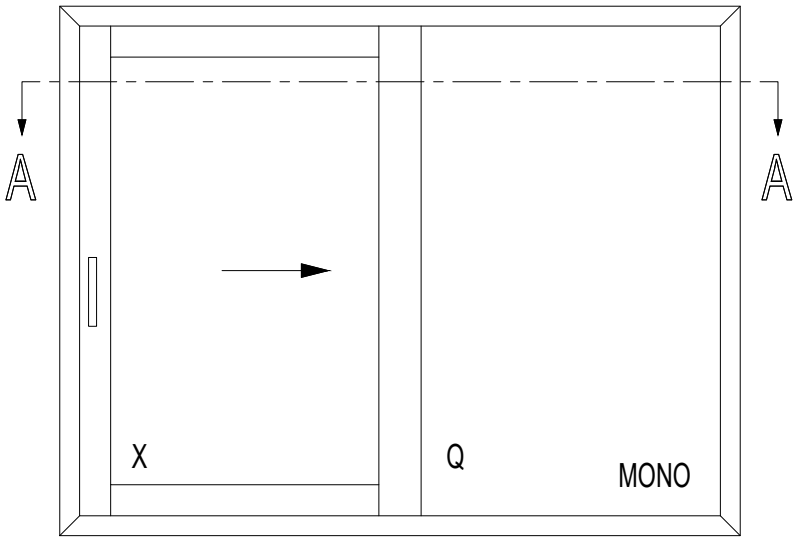

A - A

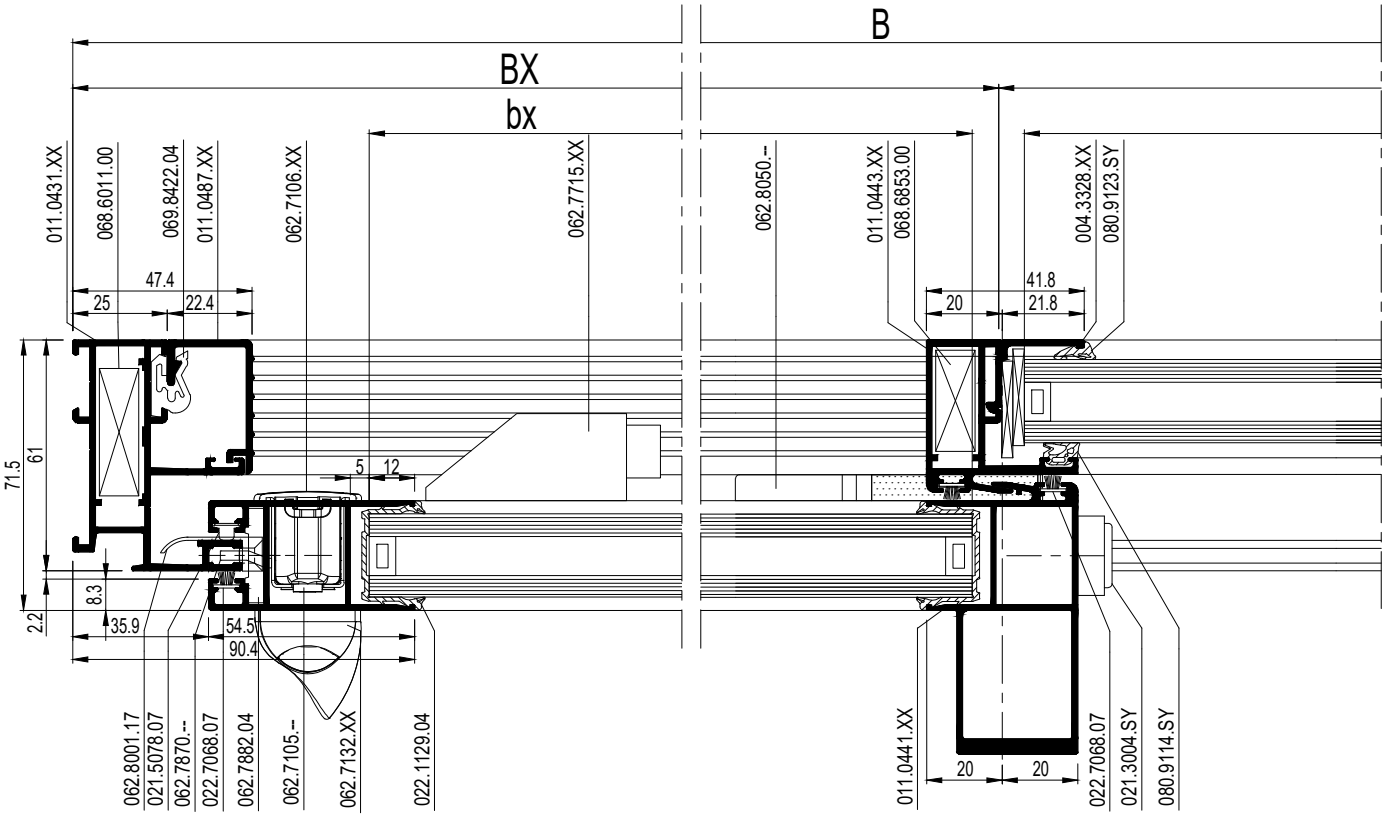

schaal - échelle
scale - Maßstab
1/2

D0082751

E

CP 45Pa (GR)

MONORAIL XQ
MONORAIL XQ
MONORAIL XQ
MONORAIL XQ

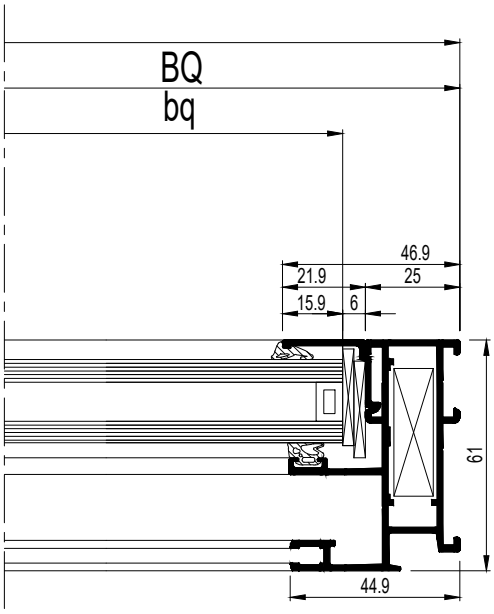

schaal - échelle
scale - Maßstab
1/2

D0082751

E

CP 45Pa (GR)

MONORAIL XQ
MONORAIL XQ
MONORAIL XQ
MONORAIL XQ

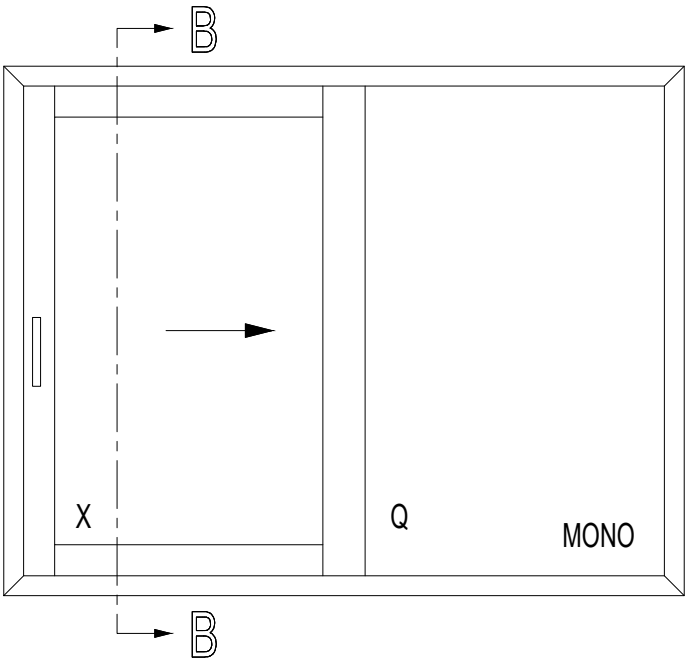

		#	Lm	
011.0431.XX		2	B	36.C....
		2	H	
011.0450.XX		1	H - 71.8	36.C....
011.0441.XX		1	H - 71.8	36.C....
011.0443.XX		1	H - 50	36.C....
011.0461.XX		2	BX - 33.4	36.C....
004.3328.XX		2	BQ - 24.8	36.C....
		2	H - 93.8	
011.0487.XX		1	BX - 45	36.C....
		1	BX - 45	
		1	H - 50	
011.0486.XX		1	B	36.C....
011.4631.--		1	B - 72	36.C....

bx=BX-89.4
bq=BQ-37
hx=H-162.8
hq=H-62

	#	
068.6011.00	4	36.G....
068.6853.00	2	36.G....
037.4408.--	4	36.G....
062.7105.--	1	36.G....
062.7870.--	1	36.G....
062.8001.17	1	36.G....
062.7106.XX	1	36.G....
062.7132.XX	1	36.G....
069.8422.04	1/300mm	36.G....
021.5180.04	2	36.G....
021.3004.SY	2	36.G....
062.7882.04	2	36.G....
021.1072.--	1	36.G....
021.1177.--	1	36.G....
062.7715.XX	1	36.G....
050.5051.--	1	
021.3209.04	36.F....	36.G....
033.0102.--	1/300mm	36.G....
022.7068.07	(4xBX)+(4xH)	36.G....
021.5078.07	8	36.G....
062.7883.04	2	36.G....
062.8050.--	1	36.G....
021.3211.04	2	36.G....
022.1129.04	(2xBX)+(2xH)	36.G....
080.9114.SY	(2xBQ)+(2xH)	36.G....
080.9123.SY	(2xBQ)+(2xH)	36.G....

schaal - échelle
scale - Maßstab
1/2

D0082764

E

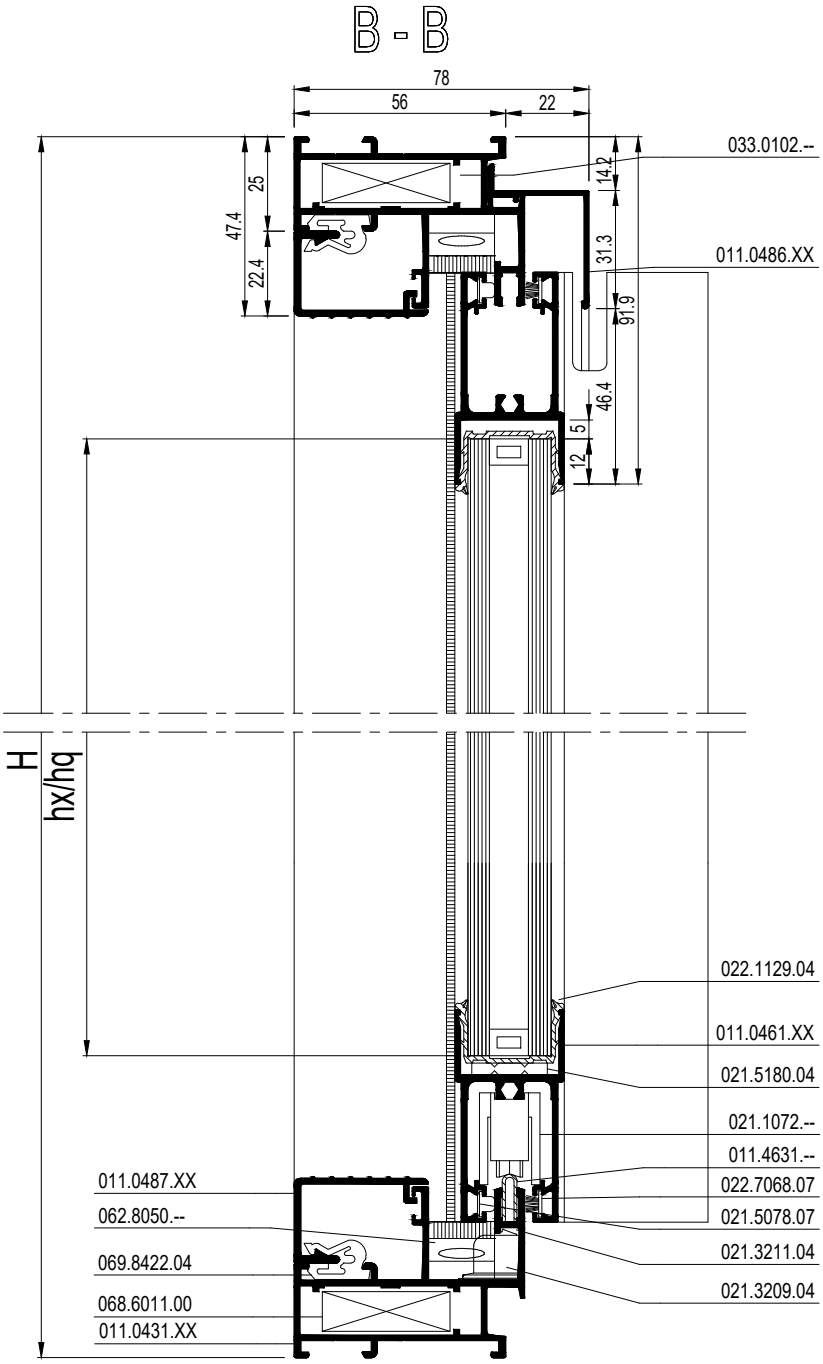

VLEUGELGEWICHT POIDS DU VANTAIL WEIGHT OF THE VENT FLUEGELGEWICHT	MAX. 120KG

schaal - échelle
scale - Maßstab
1/2

D0082764

E

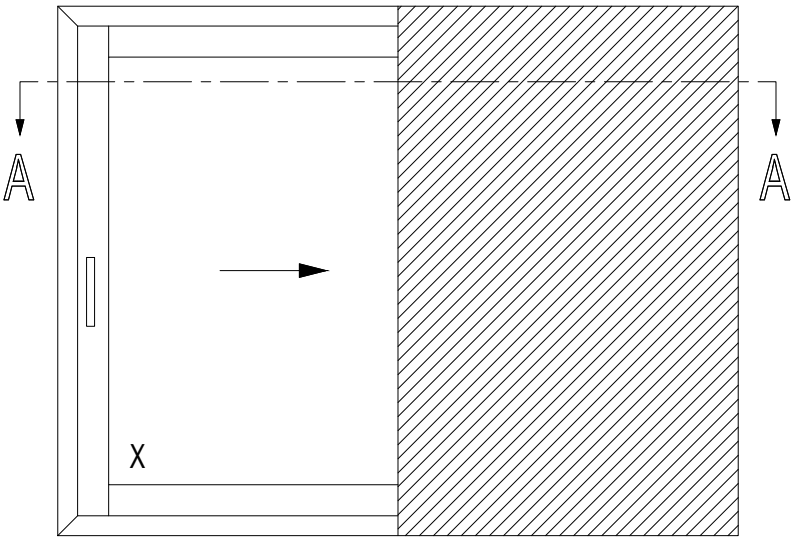

A - A

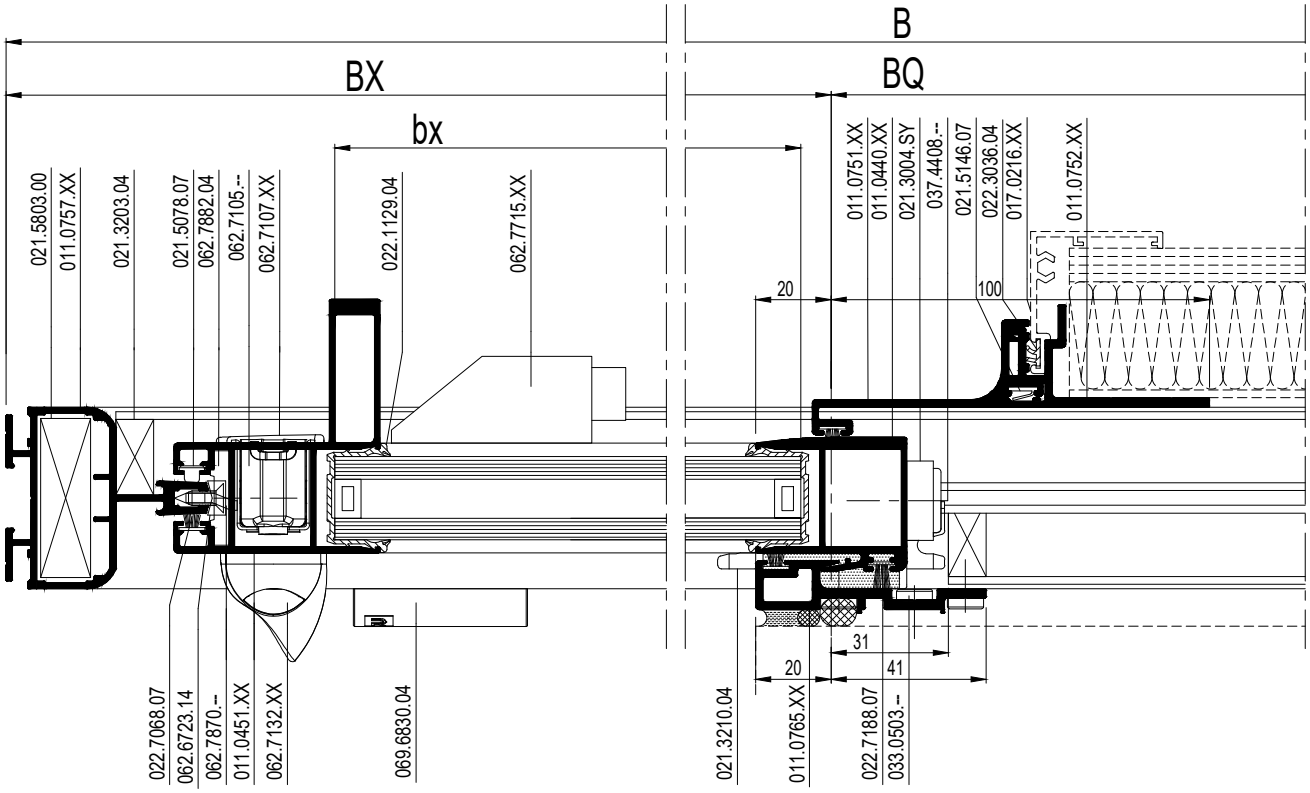

schaal - échelle
scale - Maßstab
1/2

D0083537

E

CP 45Pa (GR)

MONORAIL X
MONORAIL X
MONORAIL X
MONORAIL X

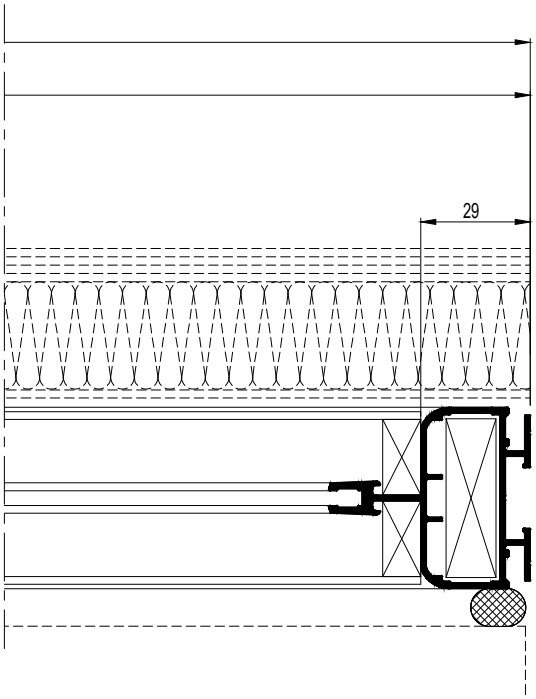

schaal - échelle
scale - Maßstab
1/2

D0083537

E

CP 45Pa (GR)

MONORAIL X
MONORAIL X
MONORAIL X
MONORAIL X

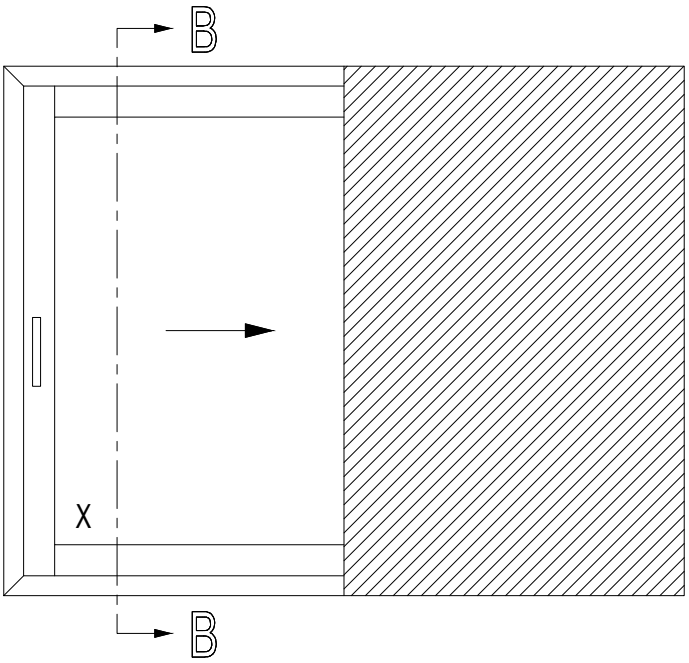

			#	Lm	
011.0757.XX			2	B	36.C....
			2	H	
011.0451.XX			1	H - 88.8	36.C....
011.0440.XX			1	H - 88.8	36.C....
011.0461.XX			2	BX - 41.9	36.C....
011.0751.XX			1	H - 11.4	36.C....
011.0752.XX			1	H - 11.4	36.C....
011.0765.XX			1	H - 11.4	36.C....
017.0217.XX			1	B - 58	36.C....
			1	BX - 31	
			1	BQ - 60	
011.4631.--			1	B - 89	36.C....

bx = BX - 97.9
h = H - 179.8

		#	
021.5803.00		4	36.G....
037.4408.--		4	36.G....
062.7105.--		1	36.G....
062.7870.--		1	36.G....
062.6723.14		1	36.G....
062.7107.XX		1	36.G....
062.7132.XX		1	36.G....
021.5180.04		2	36.G....
021.3004.SY		2	36.G....
062.7882.04		2	36.G....
021.3203.04		4	36.G....
021.1072.--		1	36.G....
021.1177.--		1	36.G....
062.7715.XX		1	36.G....
050.5051.--		1	36.G....
069.6830.04		1	36.G....
033.0302.--		1/300mm	36.G....
033.0503.--		8	36.G....
033.0503.--		1/300mm	36.G....
022.7068.07		(4xBX)+(4xH)	36.G....
022.7188.07		H	36.G....
021.5078.07		8	36.G....
062.7883.04		2	36.G....
021.5146.07		1/300mm	36.G....
021.3210.04		1	36.G....
022.1129.04		(2xBX)+(2xH)	36.G....

schaal - échelle
scale - Maßstab
1/2

D0083590

E

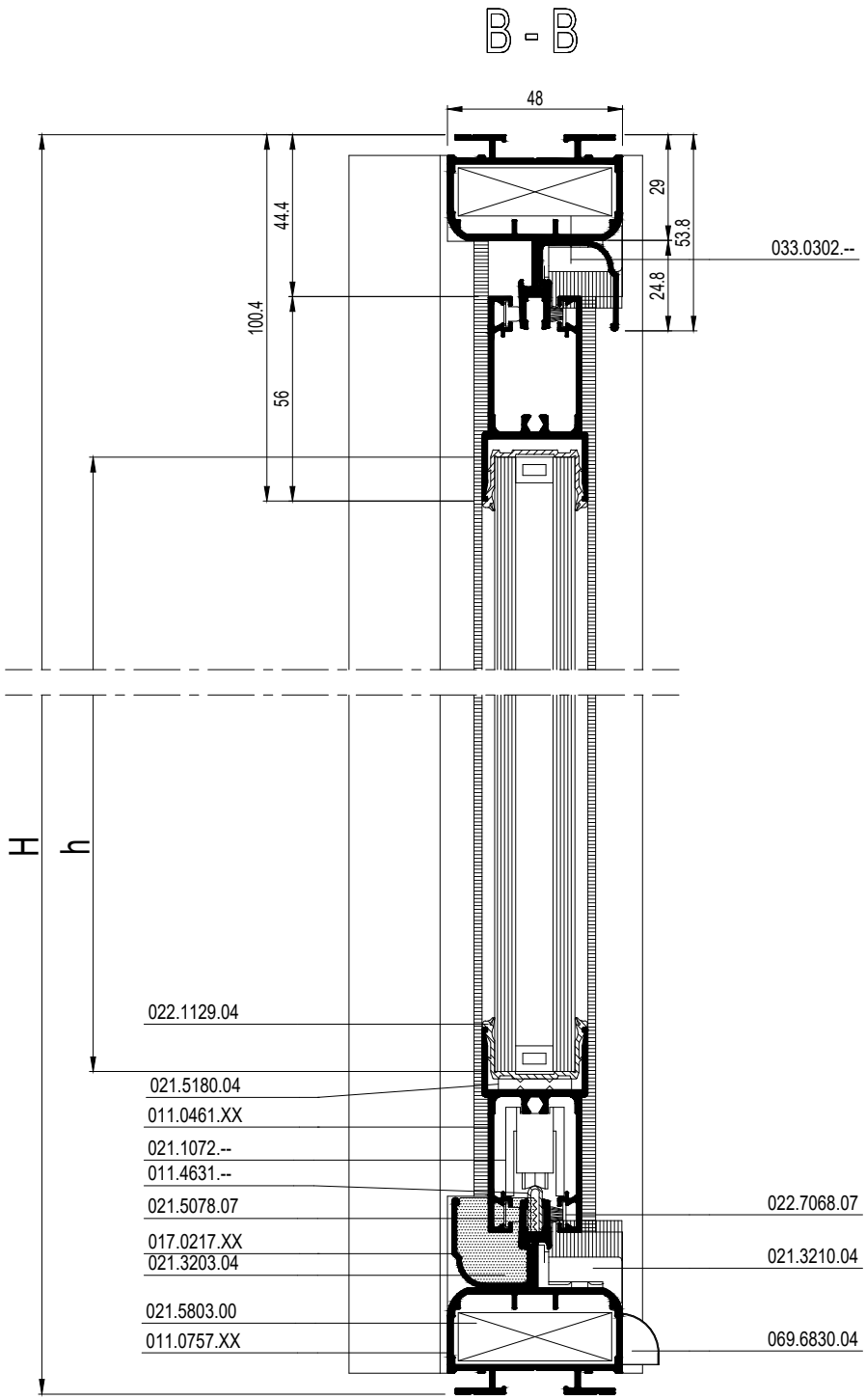

VLEUGELGEWICHT POIDS DU VANTAIL WEIGHT OF THE VENT FLUEGELGEWICHT	MAX. 120KG

schaal - échelle
scale - Maßstab
1/2

D0083590

E

CP 45Pa (GR)

MONORAIL XQX
MONORAIL XQX
MONORAIL XQX
MONORAIL XQX

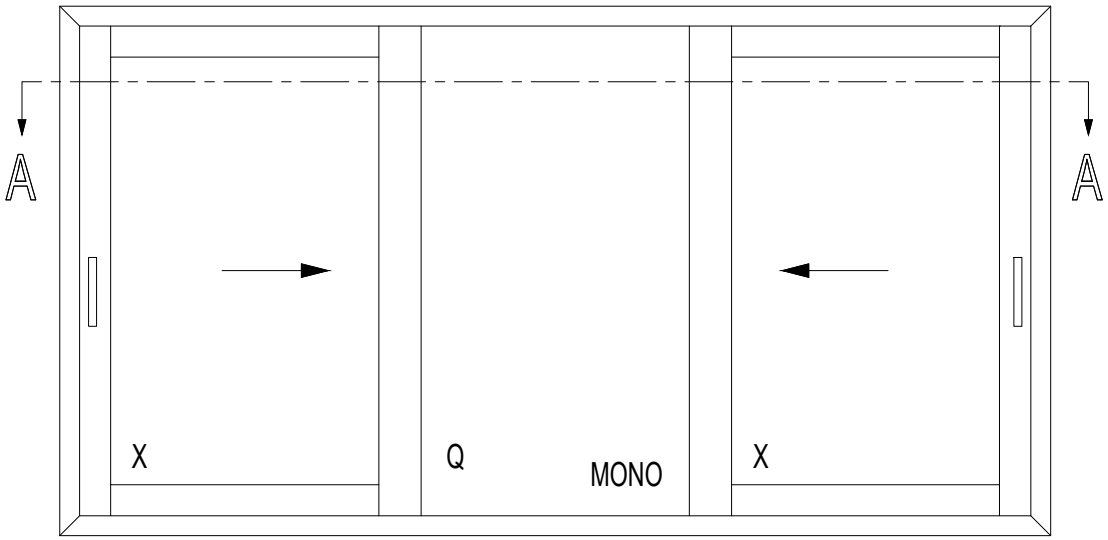

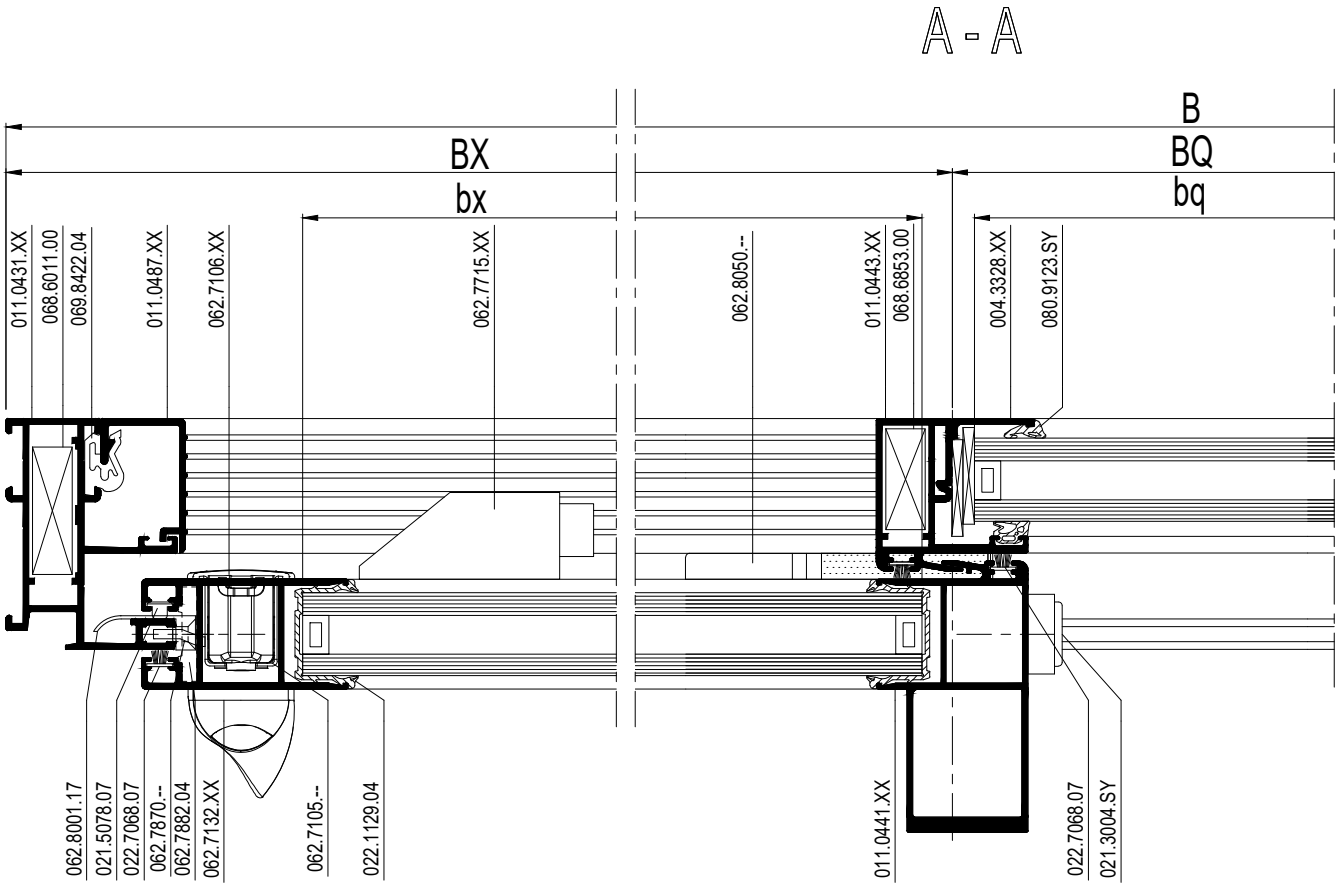

schaal - échelle
scale - Maßstab
1/2

D0082767

E

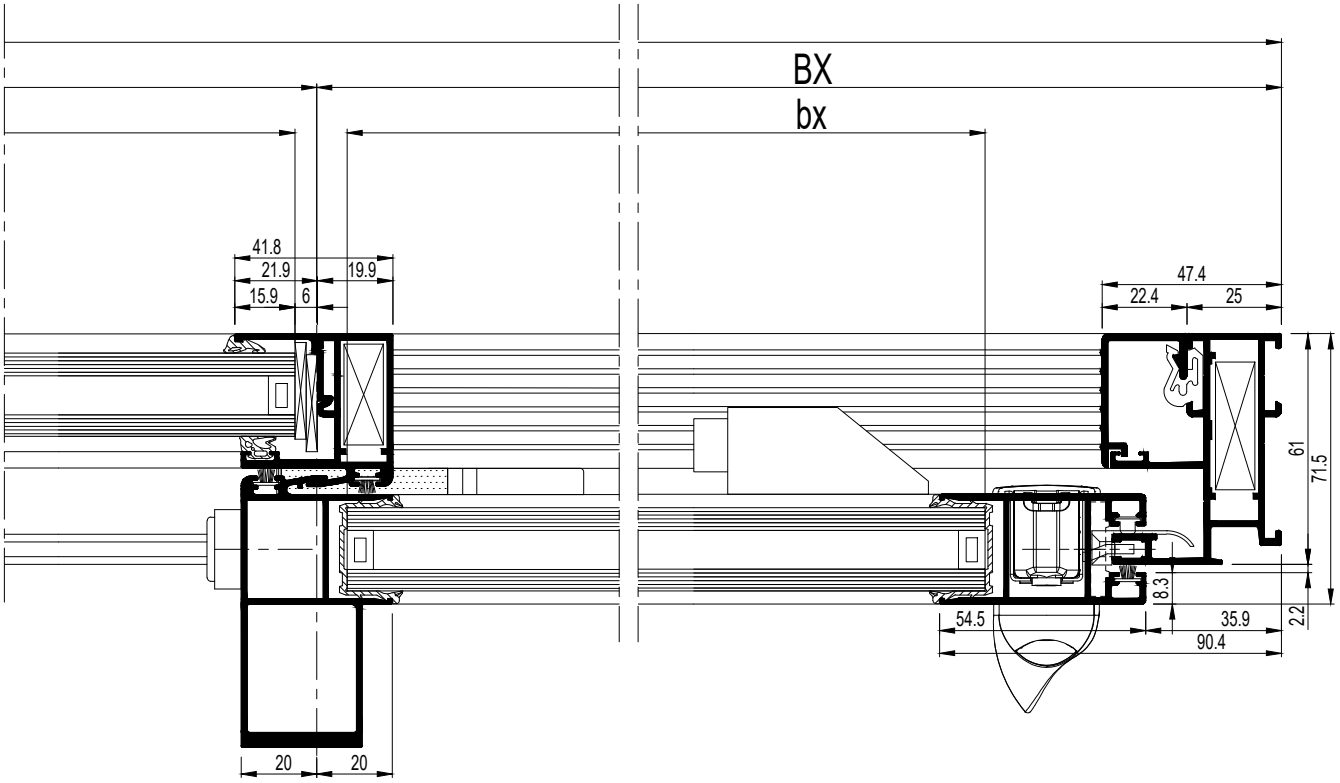

schaal - échelle
scale - Maßstab
1/2

D0082767

E

CP 45Pa (GR)

MONORAIL XQX
MONORAIL XQX
MONORAIL XQX
MONORAIL XQX

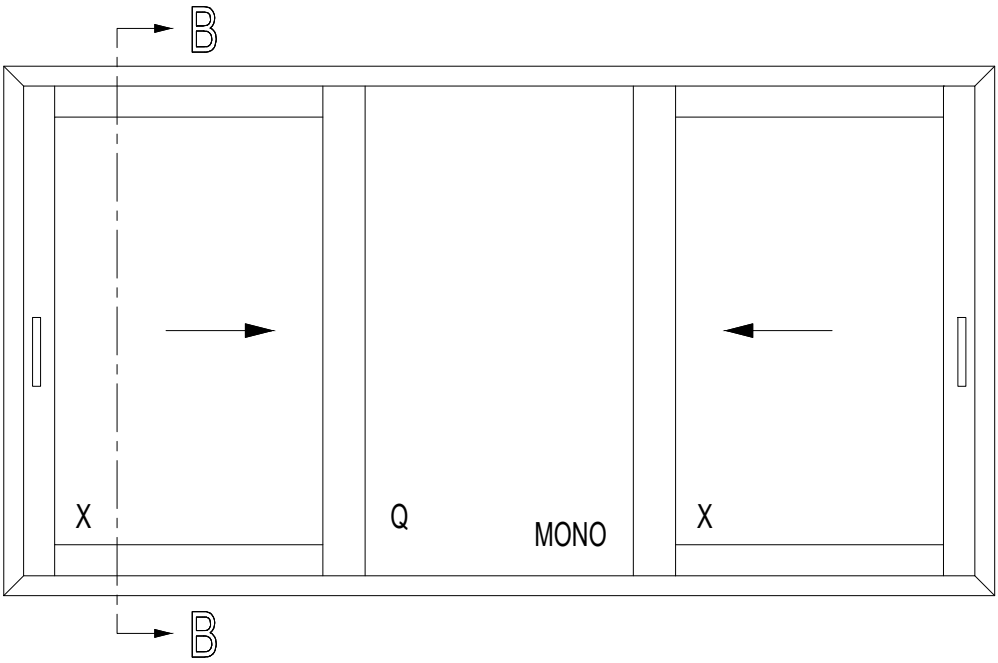

		#	Lm	
011.0431.XX		2	B	36.C....
		2	H	
011.0450.XX		2	H - 71.8	36.C....
011.0441.XX		2	H - 71.8	36.C....
011.0443.XX		2	H - 50	36.C....
011.0461.XX		4	BX - 33.4	36.C....
011.0487.XX		2	BQ + 0.4	36.C....
		2	H - 93.8	
011.0487.XX		2	BX - 45	36.C....
		2	BX - 45	
		2	H - 50	
011.0486.XX		1	B	36.C....
011.4631.--		1	B - 72	36.C....

bx=BX-89.4
bq=BQ-11.6
hx = H - 162.8
hq = H - 62

	#	
068.6011.00	4	36.G....
068.6853.00	4	36.G....
037.4408.--	8	36.G....
062.7105.--	2	36.G....
062.7870.--	2	36.G....
062.8001.17	2	36.G....
062.7106.XX	2	36.G....
062.7132.XX	2	36.G....
069.8422.04	1/300mm	36.G....
021.5180.04	4	36.G....
021.3004.SY	4	36.G....
062.7882.04	4	36.G....
021.1072.--	2	36.G....
021.1177.--	2	36.G....
062.7715.XX	2	36.G....
050.5051.--	2	
021.3209.04	16.F....	36.G....
033.0102.--	1/300mm	36.G....
022.7068.07	(8xBX)+(8xH)	36.G....
021.5078.07	16	36.G....
062.7883.04	4	36.G....
062.8050.--	2	36.G....
021.3211.04	4	36.G....
022.1129.04	(4xBX)+(4xH)	36.G....
080.9114.SY	(2xBQ)+(2xH)	36.G....
080.9123.SY	(2xBQ)+(2xH)	36.G....

schaal - échelle
scale - Maßstab
1/2

D0082784

E

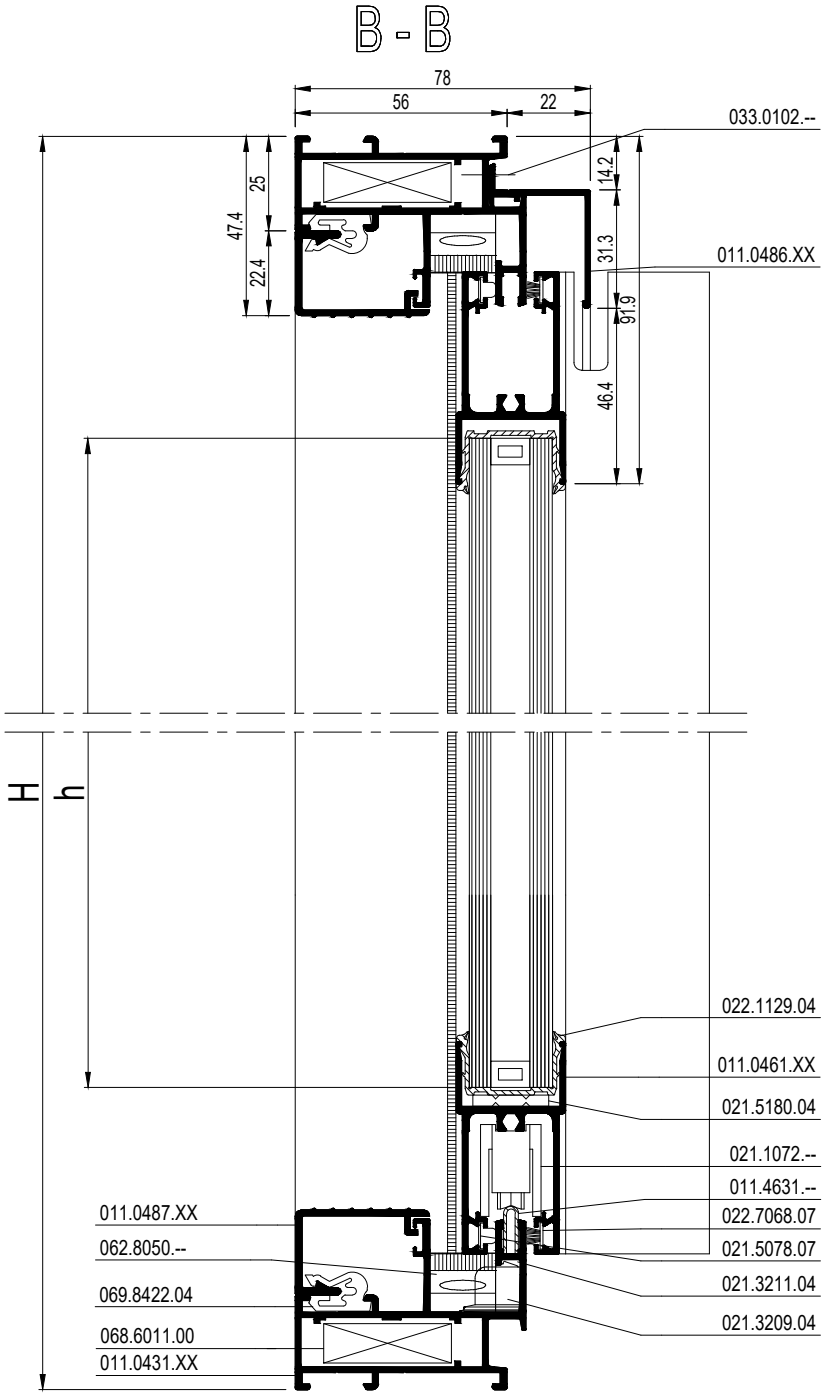

VLEUGELGEWICHT POIDS DU VANTAIL WEIGHT OF THE VENT FLUEGELGEWICHT	MAX. 120KG

schaal - échelle
scale - Maßstab
1/2

D0082784

E

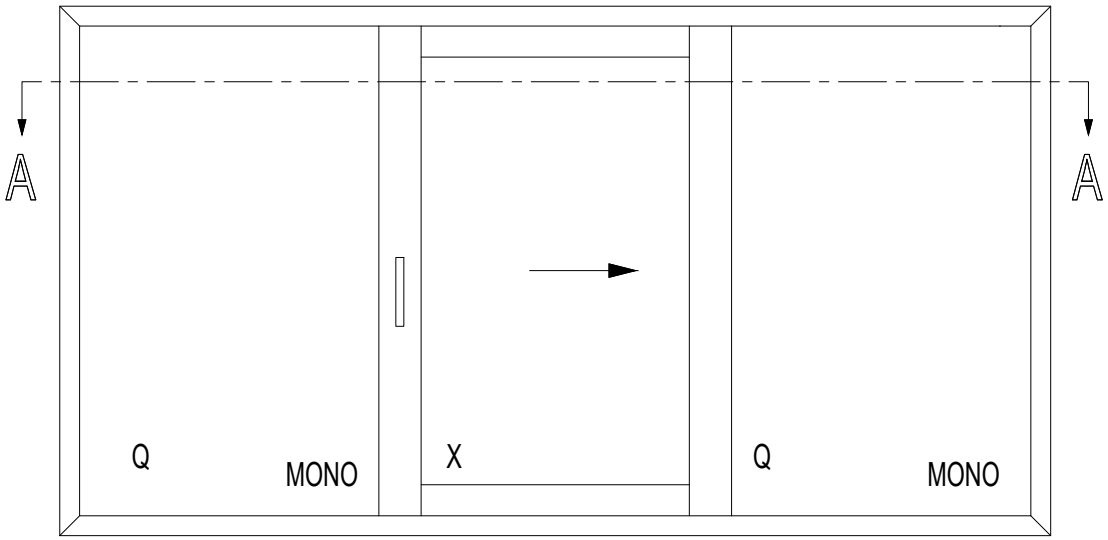

A - A

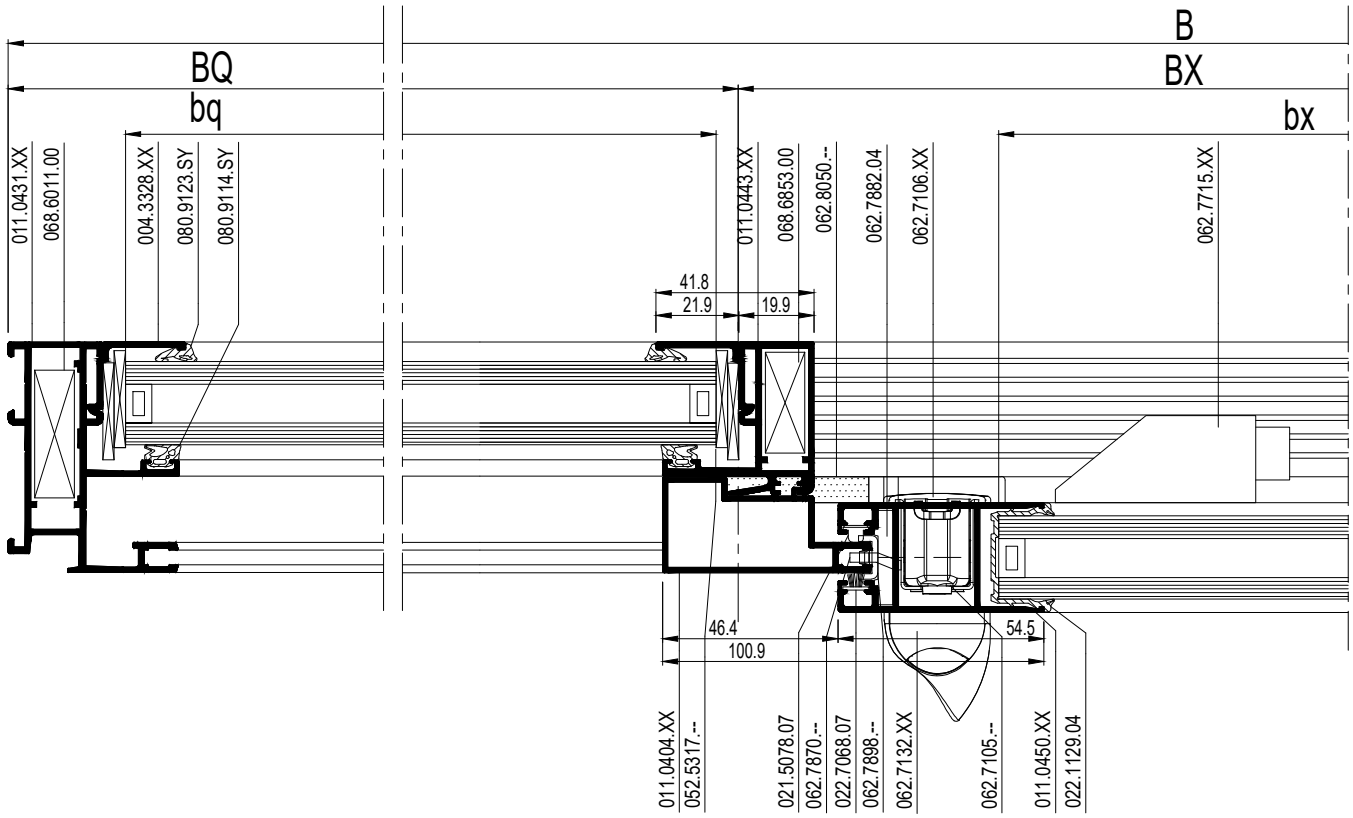

schaal - échelle
scale - Maßstab
1/2

D0082787

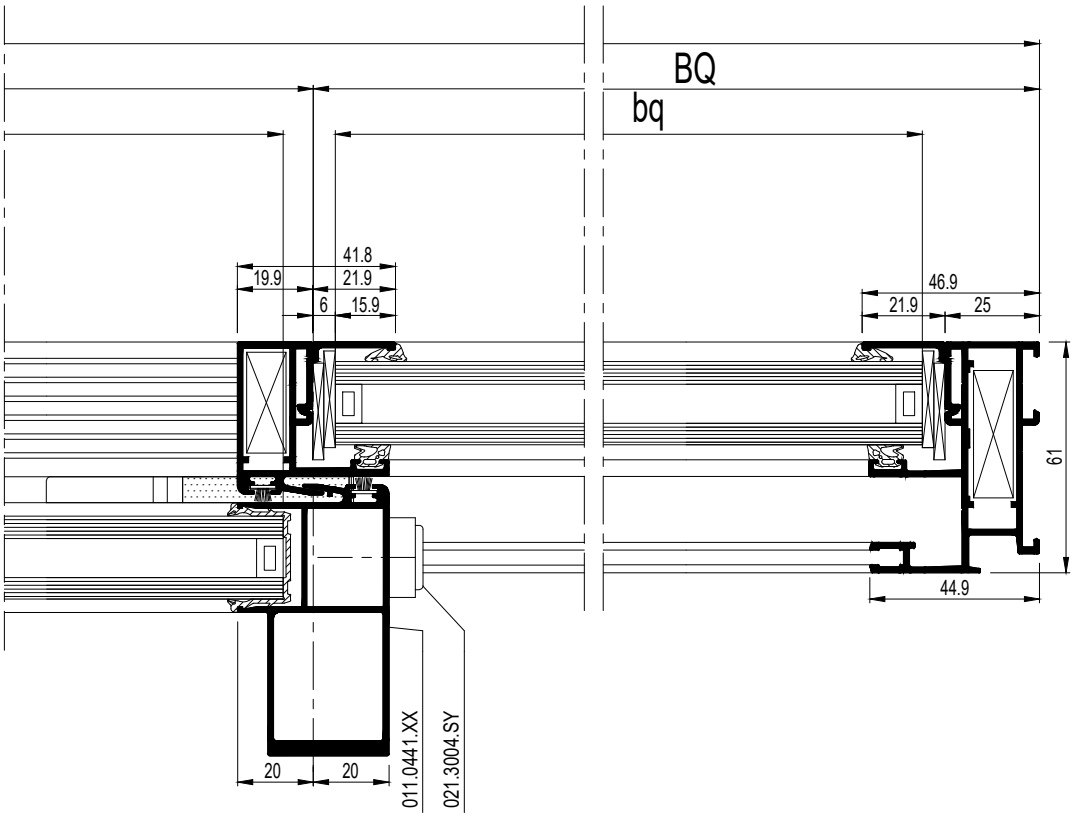

schaal - échelle
scale - Maßstab
1/2

D0082787

CP 45Pa (GR)

MONORAIL QXQ
MONORAIL QXQ
MONORAIL QXQ
MONORAIL QXQ

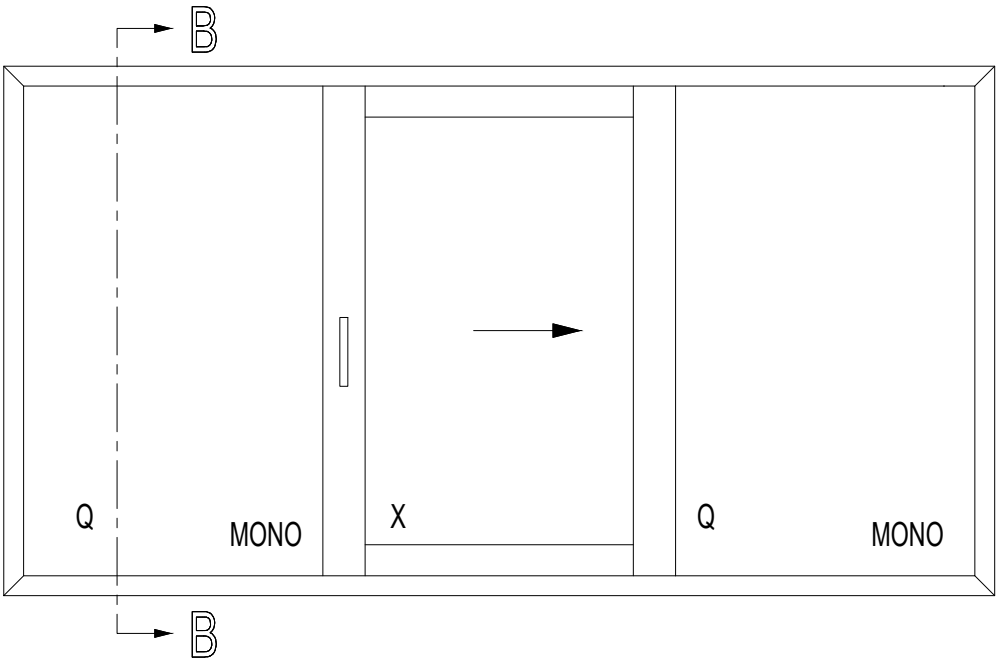

		#	Lm	
011.0431.XX		2	B	36.C....
		2	H	
011.0450.XX		1	H - 71.8	36.C....
011.0441.XX		1	H - 71.8	36.C....
011.0404.XX		1	H - 71.8	36.C....
011.0443.XX		2	H - 50	36.C....
011.0461.XX		2	BX - 23.9	36.C....
011.0487.XX		4	BQ - 24.8	36.C....
		4	H - 93.8	
011.0487.XX		2	BX - 40.2	36.C....
011.0486.XX		1	B	36.C....
011.4631.--		1	BX + BQ - 62.5	36.C....

bx = BX - 79.9
bq = BQ - 36.8
hx = H - 162.8
hq = H - 62

	#	
068.6011.00	4	36.G....
068.6853.00	4	36.G....
037.4408.--	4	36.G....
062.7105.--	1	36.G....
062.7870.--	1	36.G....
062.7998.--	1	36.G....
062.7106.XX	1	36.G....
062.7132.XX	1	36.G....
069.8422.04	1/300mm	36.G....
021.5180.04	2	36.G....
021.3004.SY	2	36.G....
062.7882.04	2	36.G....
021.1072.--	1	36.G....
021.1177.--	1	36.G....
062.7715.XX	1	36.G....
050.5051.--	1	36.G....
021.3209.04	36.F....	36.G....
033.0102.--	1/300mm	36.G....
052.5317.--	1/300mm	36.G....
022.7068.07	(4xBX)+(4xH)	36.G....
021.5078.07	8	36.G....
062.7883.04	2	36.G....
062.8050.--	2	36.G....
021.3211.04	4	36.G....
022.1129.04	(2xBX)+(2xH)	36.G....
080.9114.SY	(4xBQ)+(4xH)	36.G....
080.9123.SY	(4xBQ)+(4xH)	36.G....

schaal - échelle
scale - Maßstab
1/2

D0082793

E

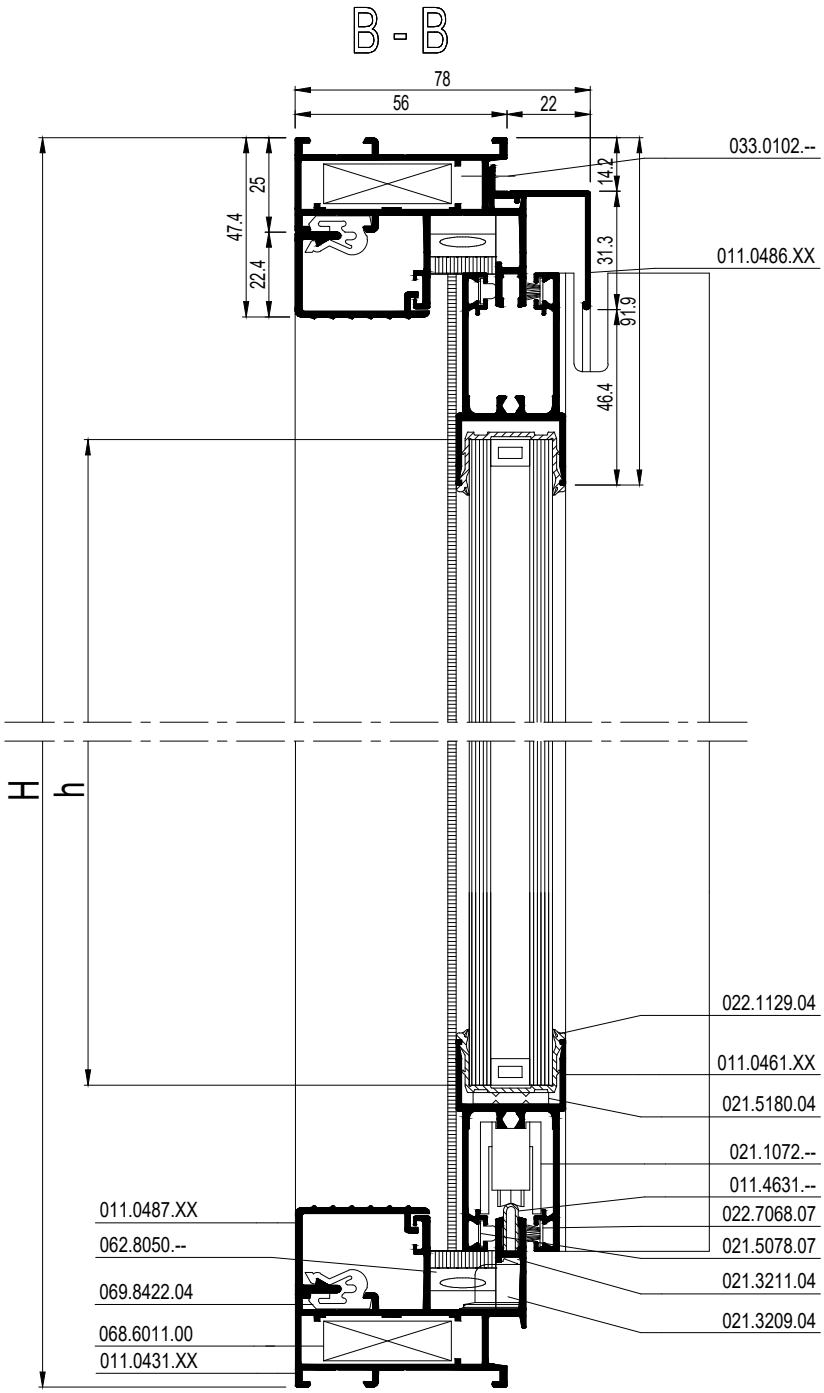

VLEUGELGEWICHT POIDS DU VANTAIL WEIGHT OF THE VENT FLUEGELGEWICHT	MAX. 120KG

schaal - échelle
scale - Maßstab
1/2

D0082793

E

CP 45Pa (GR)

MONORAIL QXXQ
MONORAIL QXXQ
MONORAIL QXXQ
MONORAIL QXXQ

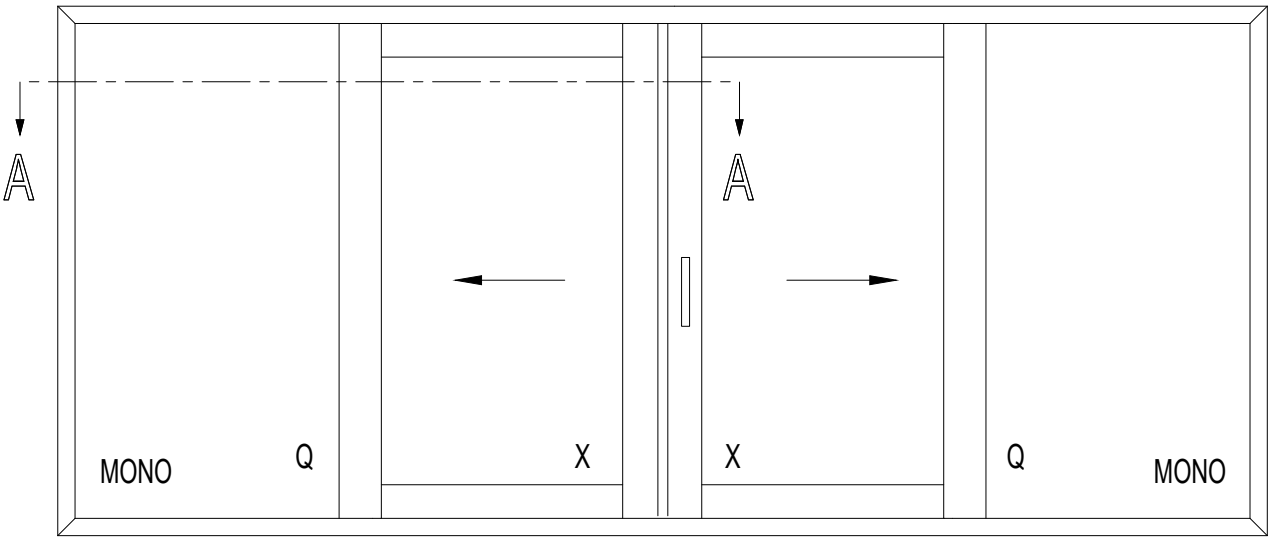

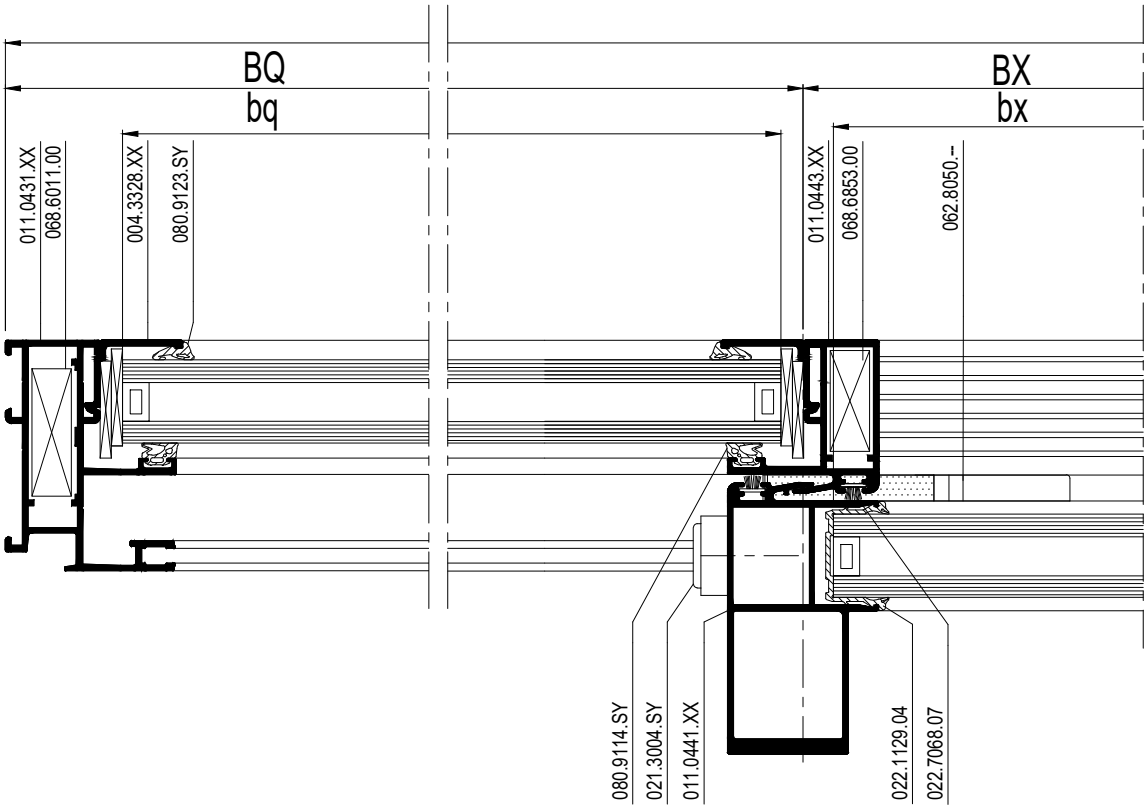

schaal - échelle
scale - Maßstab
1/2
D0082797

E

A - A

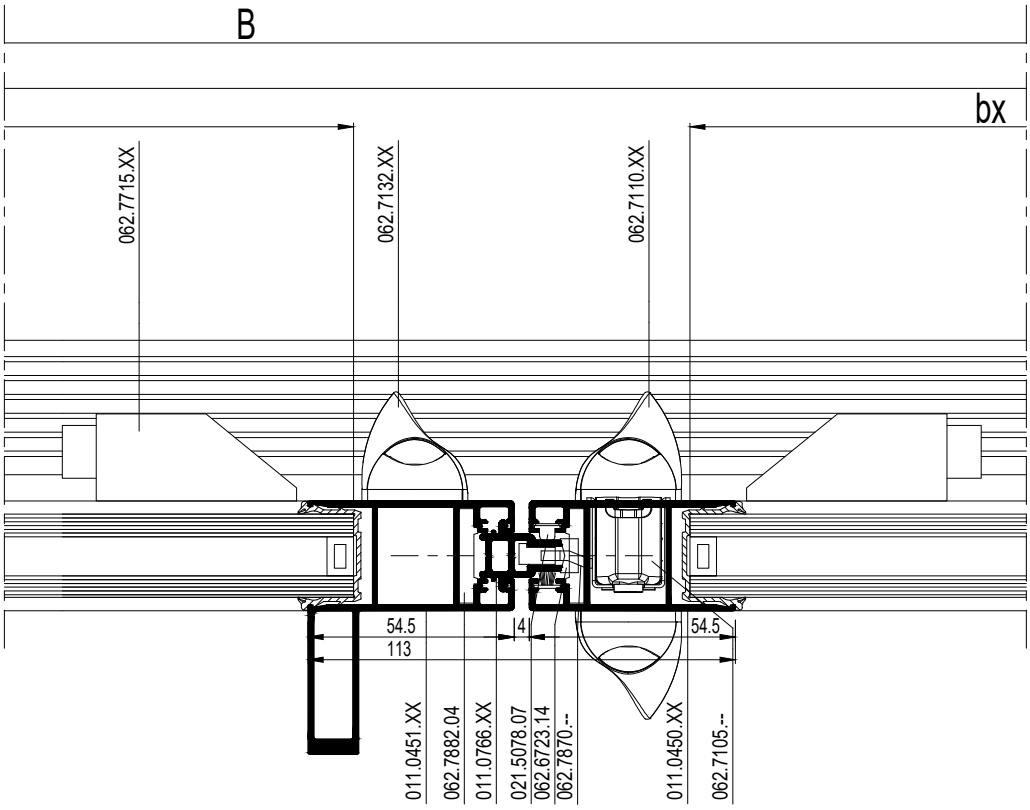

schaal - échelle
scale - Maßstab
1/2

D0082797

E

CP 45Pa (GR)

MONORAIL QXXQ
MONORAIL QXXQ
MONORAIL QXXQ
MONORAIL QXXQ

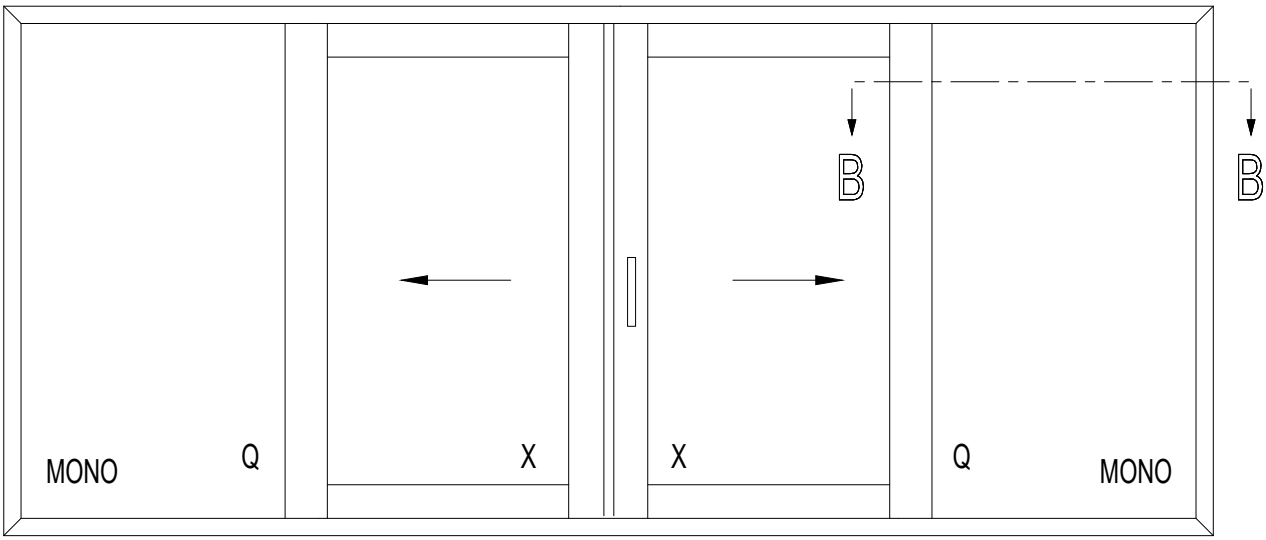

B - B

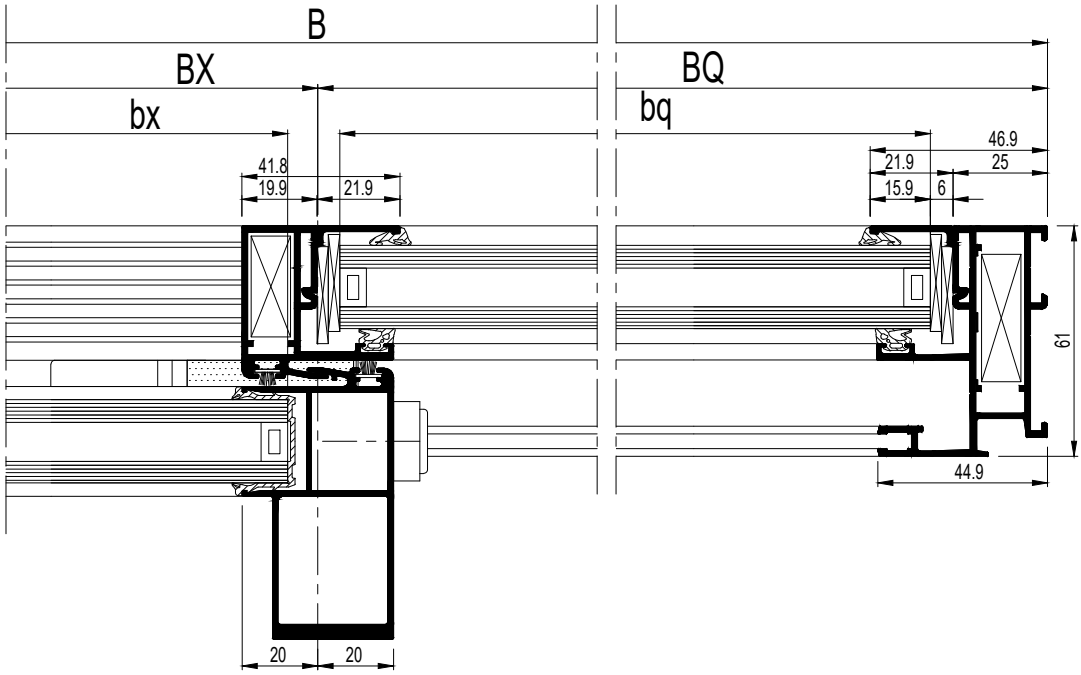

E

schaal - échelle
scale - Maßstab
1/2

D0082805

		#	☞
068.6011.00		4	36.G....
068.6853.00		4	36.G....
037.4408.--		8	36.G....
069.8422.04		1/300mm	36.G....
062.7105.--		1	36.G....
062.7870.--		1	36.G....
062.6723.14		1	36.G....
062.7132.XX		2	36.G....
062.7110.XX		1	36.G....
057.5711.--		2	36.G....
021.5180.04		4	36.G....
021.3004.SY		4	36.G....
062.7882.04		4	36.G....
022.5502.SY		1	36.G....
021.1072.--		2	36.G....
021.1177.--		2	36.G....
062.7715.XX		2	36.G....
050.5051.--		2	36.G....
021.3209.04		36.F....	36.G....
033.0102.--		1/300mm	36.G....
032.8408.--		1/500mm	36.G....
022.7068.07		(4xBX)+(6xH)	36.G....
021.5078.07		14	36.G....
062.8050.--		2	36.G....
021.3211.04		4	36.G....
022.1129.04		(2xBX)+(4xH)	36.G....
080.9114.SY		(4xBQ)+(4xH)	36.G....
080.9123.SY		(4xBQ)+(4xH)	36.G....

bx = (BX/2) - 55.5
bq = BQ - 36.8
hx = H - 162.8
hq = H - 62

VLEUGELGEWICHT POIDS DU VANTAIL WEIGHT OF THE VENT FLUEGELGEWICHT	MAX. 120KG

schaal - échelle
scale - Maßstab
1/2

D0082805

E

CP 45Pa (GR)

MONORAIL QXXQ
MONORAIL QXXQ
MONORAIL QXXQ
MONORAIL QXXQ

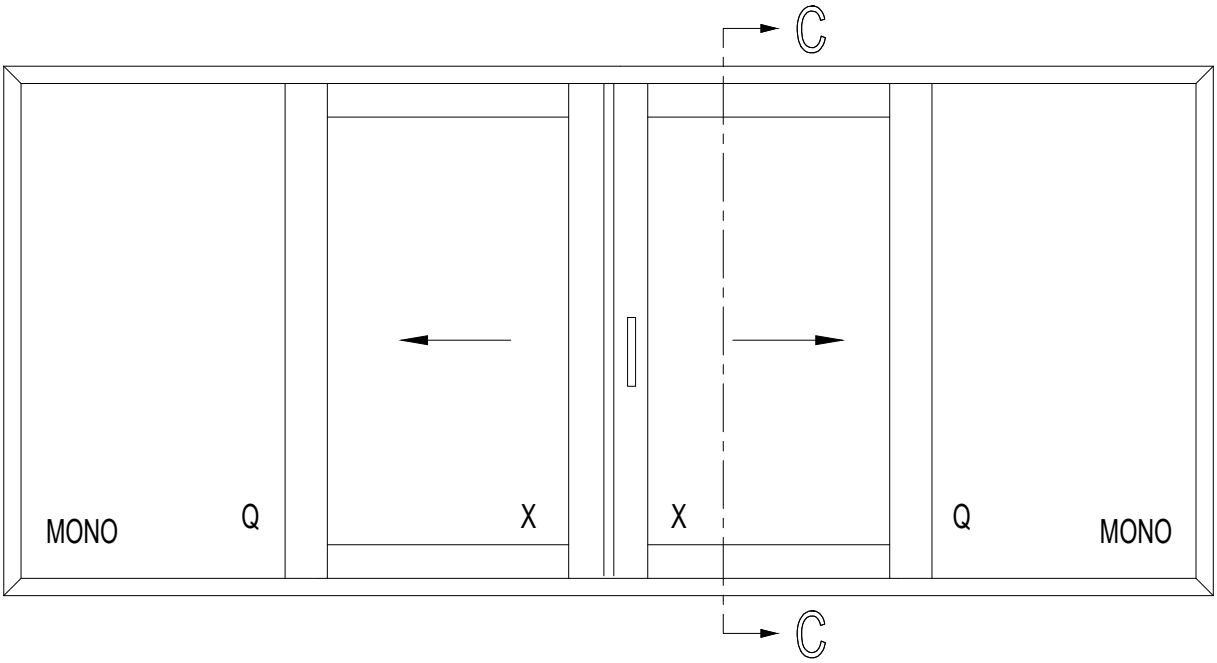

			#	Lm	
011.0431.XX			2	B	36.C....
			2	H	
011.0450.XX			1	H - 71.8	36.C....
011.0451.XX			1	H - 71.8	36.C....
011.0441.XX			2	H - 71.8	36.C....
011.0443.XX			2	H - 50	36.C....
011.0461.XX			4	(BX/2) + 0.5	36.C....
011.0487.XX			4	BQ - 24.8	36.C....
			4	H - 93.8	
011.0487.XX			2	BX - 40.2	36.C....
011.0486.XX			1	B	36.C....
011.0766.XX			1	H - 111.8	36.C....
011.4631.--			1	B - 72	36.C....

E

schaal - échelle
scale - Maßstab
1/2

D0082806

C - C

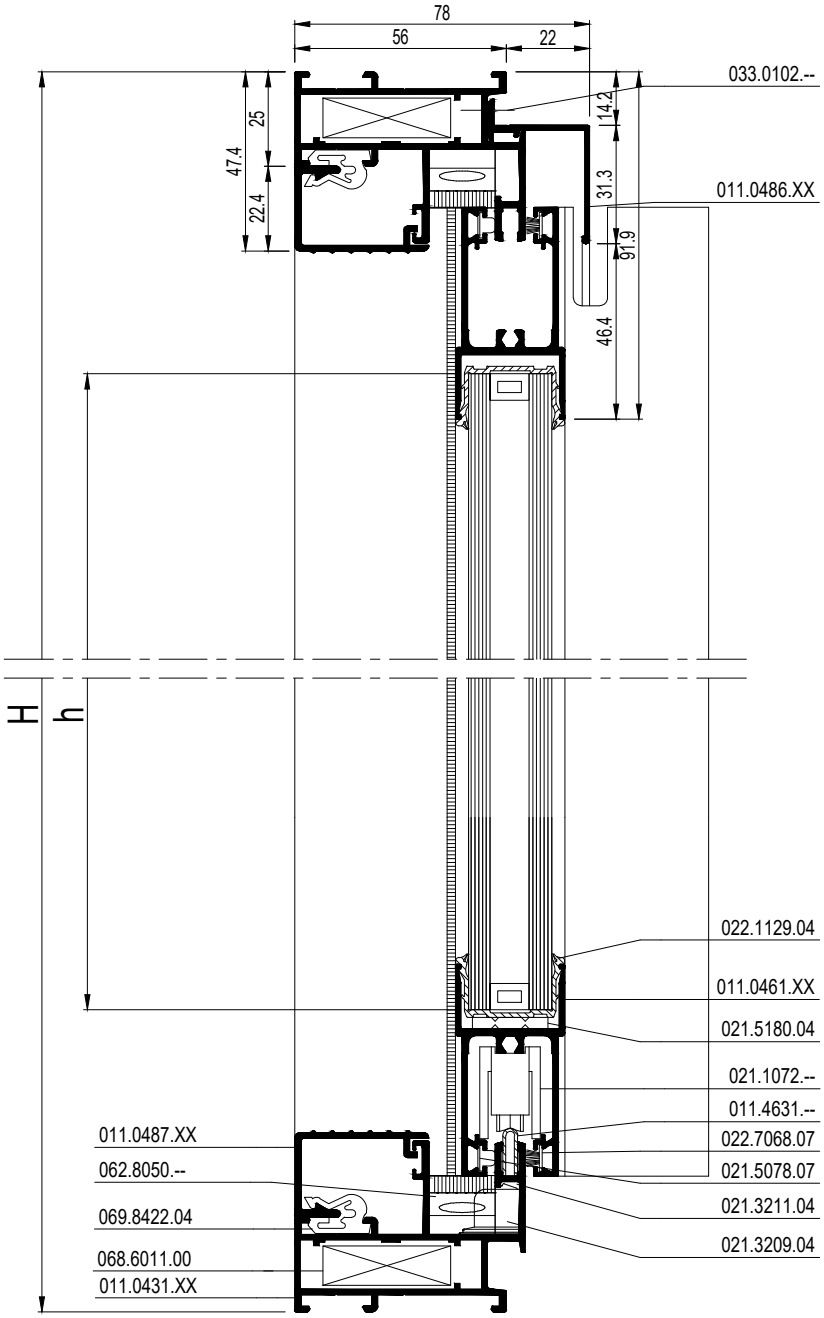

schaal - échelle
scale - Maßstab
1/2

D0082806

CP 45Pa (GR)

MONORAIL XX
MONORAIL XX
MONORAIL XX
MONORAIL XX

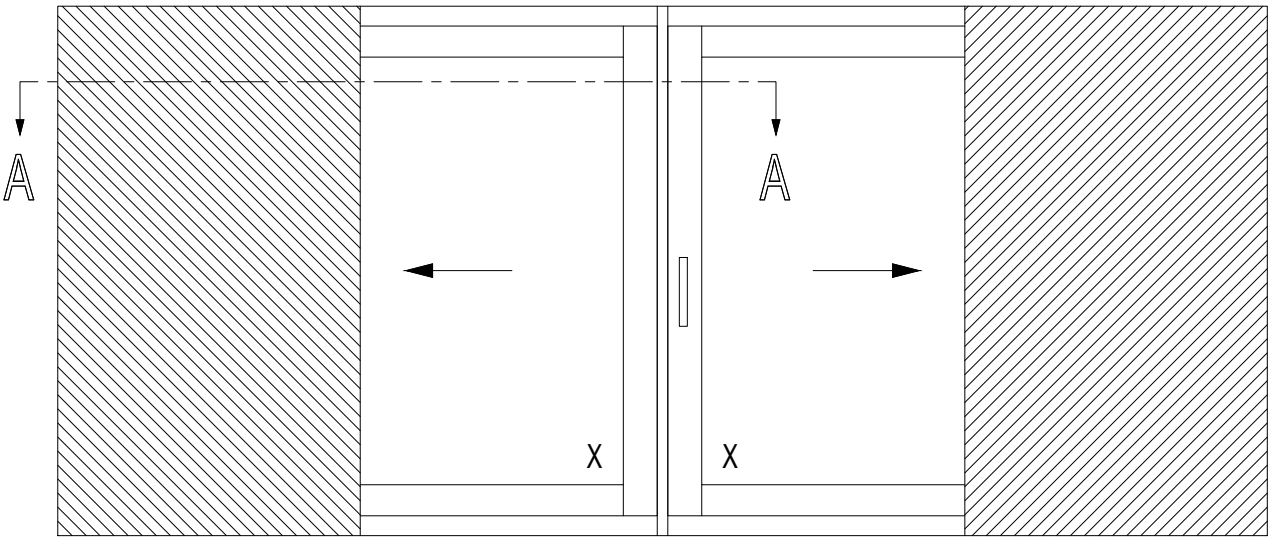

A - A

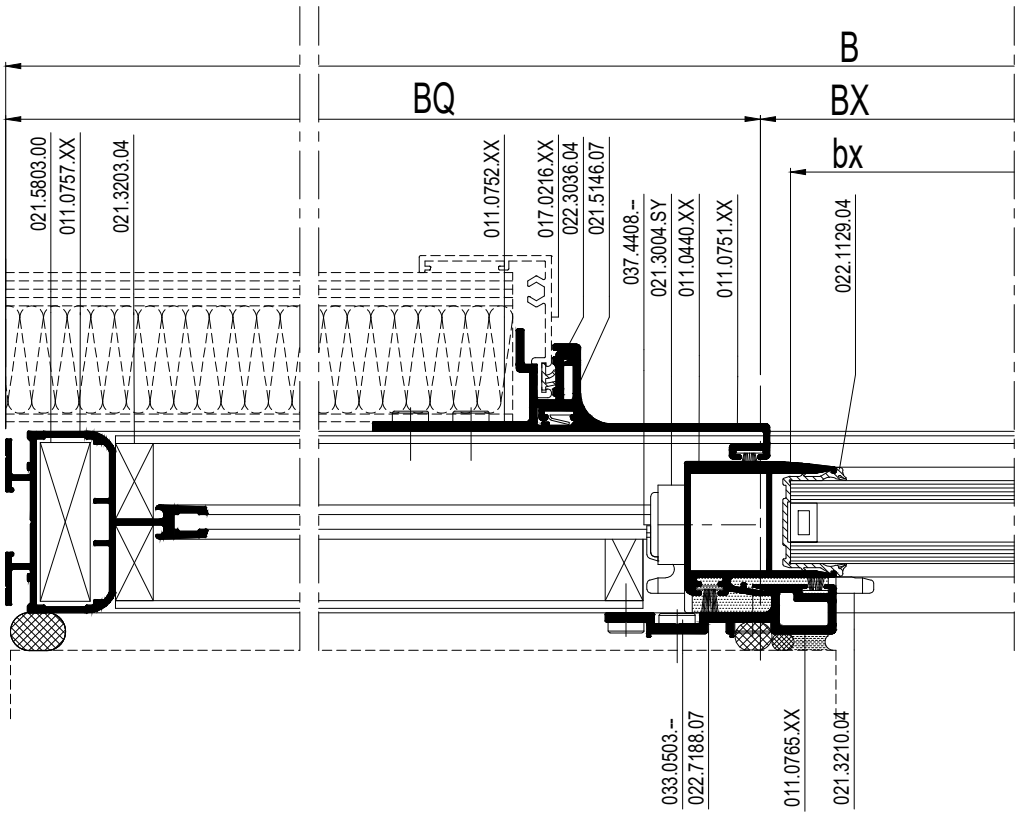

schaal - échelle
scale - Maßstab
1/2

D0083591

E

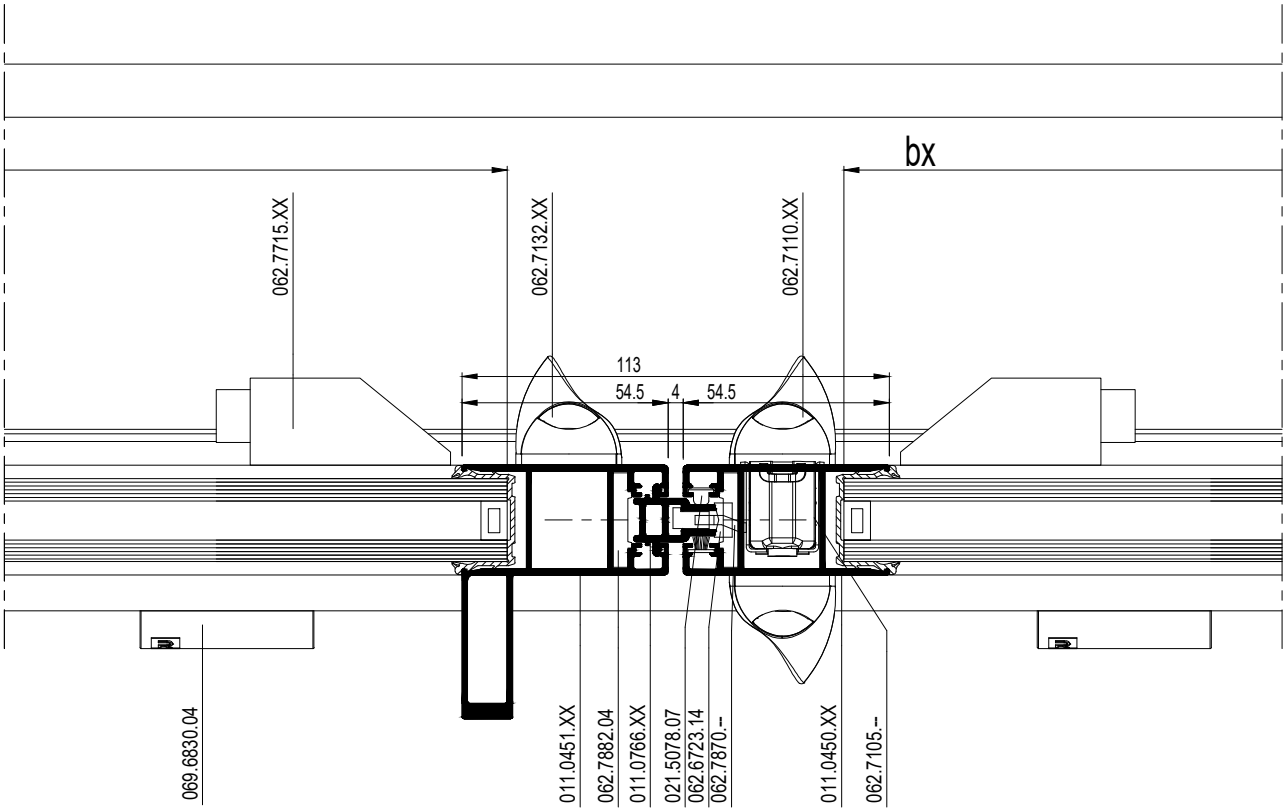

schaal - échelle
scale - Maßstab
1/2

D0083591

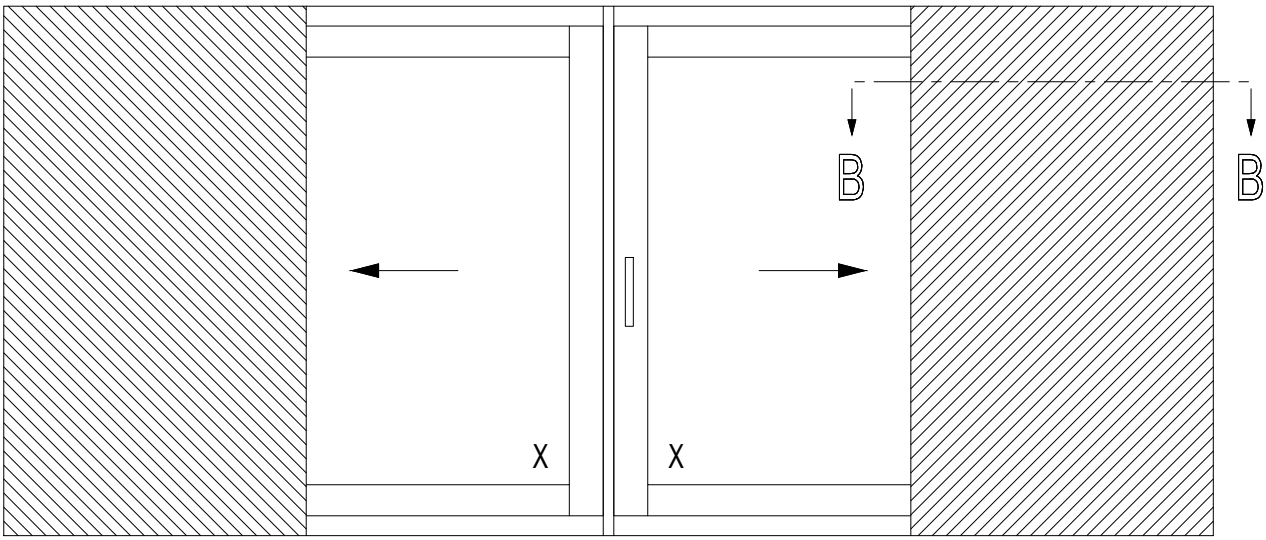

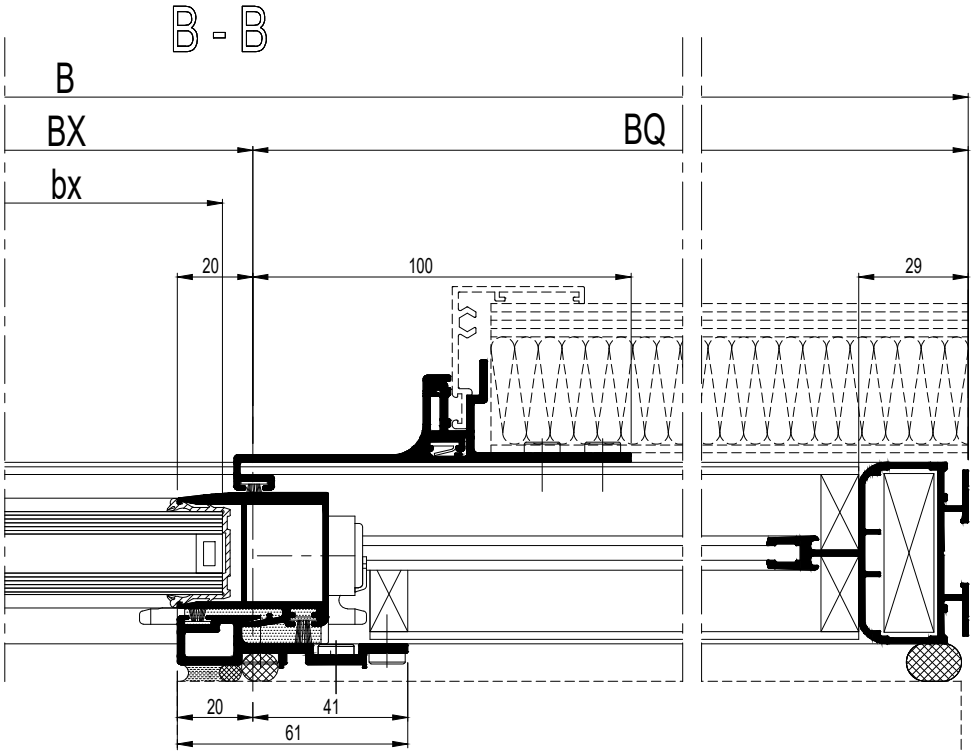

E

schaal - échelle
scale - Maßstab
1/2

D0083654

		#	☞
021.5803.00		4	36.G....
037.4408.--		8	36.G....
062.7105.--	1	1	36.G....
062.7870.--	1	1	36.G....
062.6723.17		1	36.G....
062.7110.XX		1	36.G....
062.7132.XX		2	36.G....
057.5711.--		2	36.G....
021.5180.04		4	36.G....
021.3004.SY		4	36.G....
062.7882.04		4	36.G....
021.3203.04		6	36.G....
021.1072.--		2	36.G....
021.1177.--		2	36.G....
062.7715.XX		2	36.G....
050.5051.--		2	36.G....
069.6830.04		2	36.G....
033.0302.--		1/300mm	36.G....
033.0503.--		16	36.G....
033.0503.--		1/300mm	36.G....
032.8408.--		1/500mm	36.G....
022.7068.07		(4xBX)+(6xH)	36.G....
022.7188.07		2xH	36.G....
021.5078.07		8	36.G....
021.5146.07		1/300mm	36.G....
021.3210.04		2	36.G....
022.1129.04		(2xBX)+(4xH)	36.G....

bx = (BX/2) - 55.5
h = H - 179.8

E

VLEUGELGEWICHT POIDS DU VANTAIL WEIGHT OF THE VENT FLUEGELGEWICHT	MAX. 120KG

schaal - échelle
scale - Maßstab
1/2

D0083654

CP 45Pa (GR)

MONORAIL XX
MONORAIL XX
MONORAIL XX
MONORAIL XX

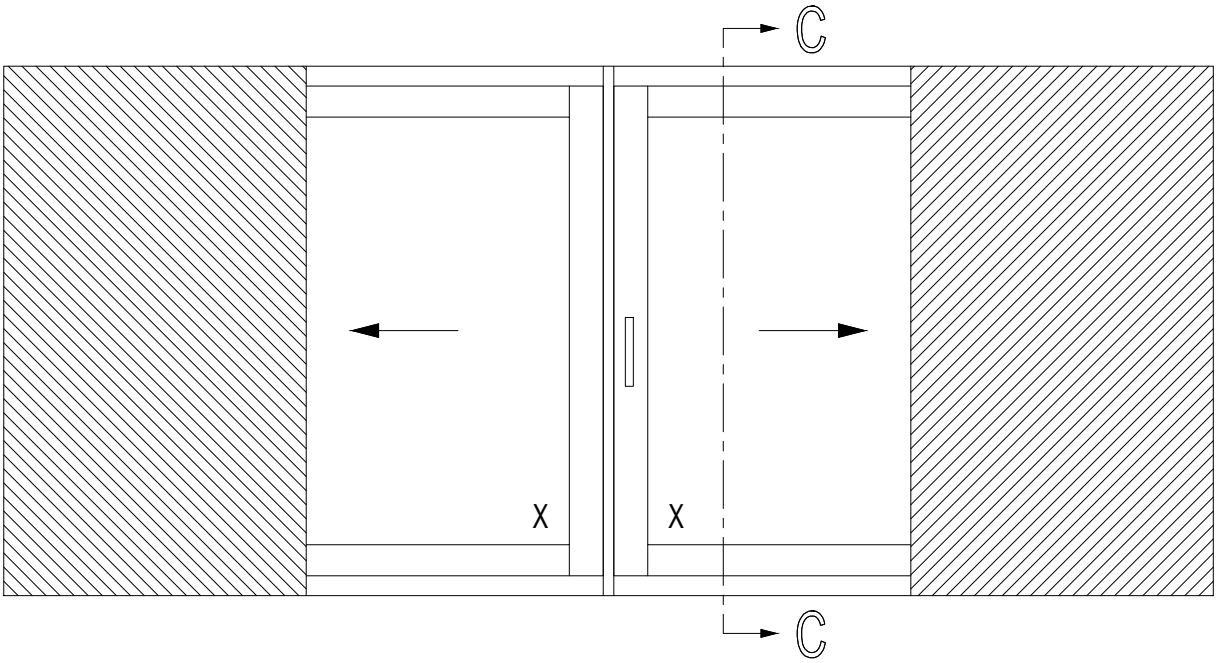

		#	Lm	
011.0757.XX		2	B	36.C....
		2	H	
011.0450.XX		1	H - 88.8	36.C....
011.0451.XX		1	H - 88.8	36.C....
011.0440.XX		2	H - 88.8	36.C....
011.0461.XX		4	(BX/2) + 0.5	36.C....
011.0751.XX		2	H - 11.4	36.C....
011.0752.XX		2	H - 11.4	36.C....
011.0765.XX		2	H - 11.4	36.C....
017.0217.XX		1	B - 58	36.C....
		1	BX - 56	
		2	BQ - 60	
011.0766.XX		1	H - 128.8	36.C....
011.4631.--		1	B - 89	36.C....

E

schaal - échelle
scale - Maßstab
1/2

D0083657

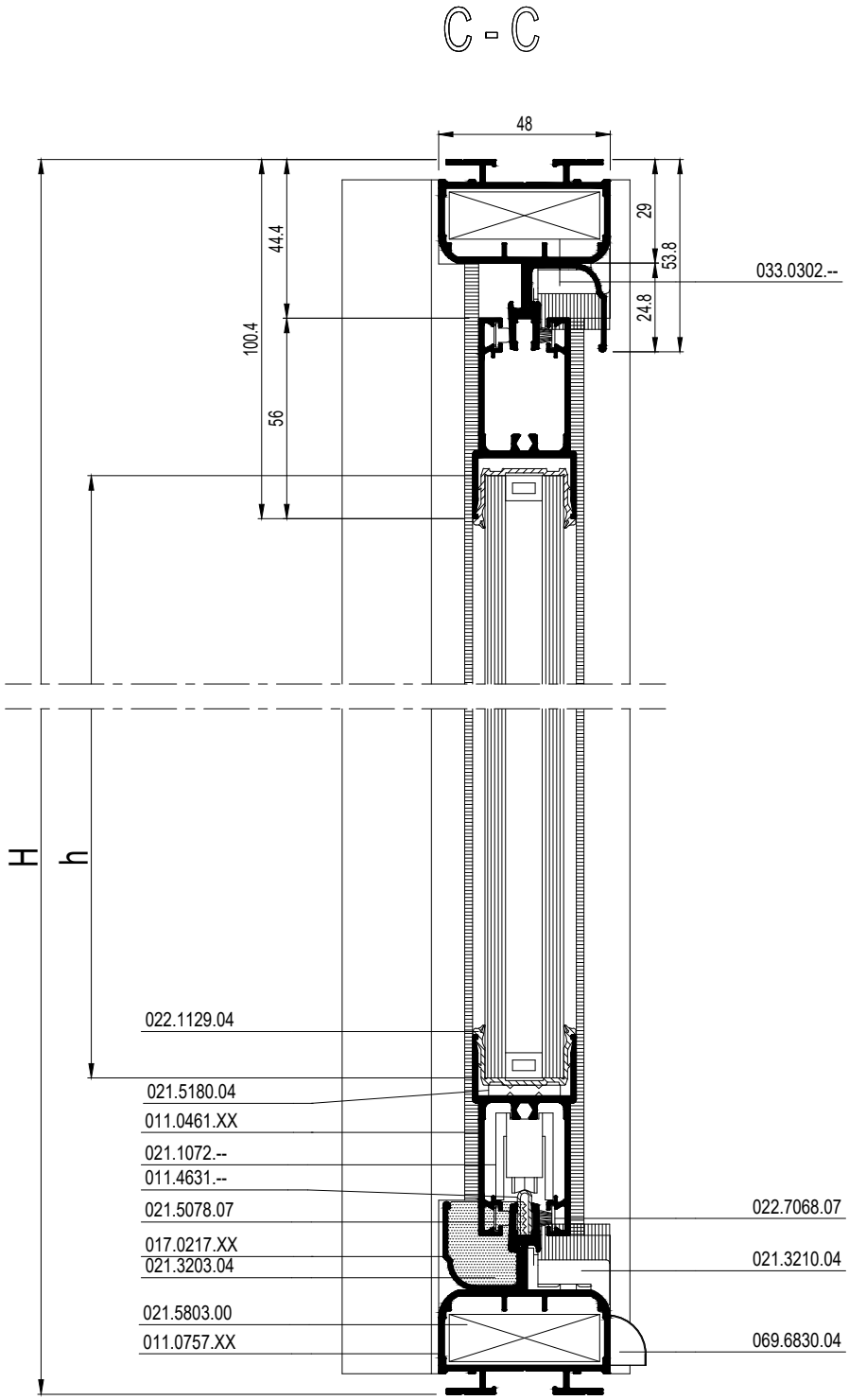

VLEUGELGEWICHT POIDS DU VANTAIL WEIGHT OF THE VENT FLUEGELGEWICHT	MAX. 120KG

schaal - échelle
scale - Maßstab
1/2

D0083657

E

CP 45Pa (GR)

MOSQUITO
MOSQUITO
MOSQUITO
MOSQUITO

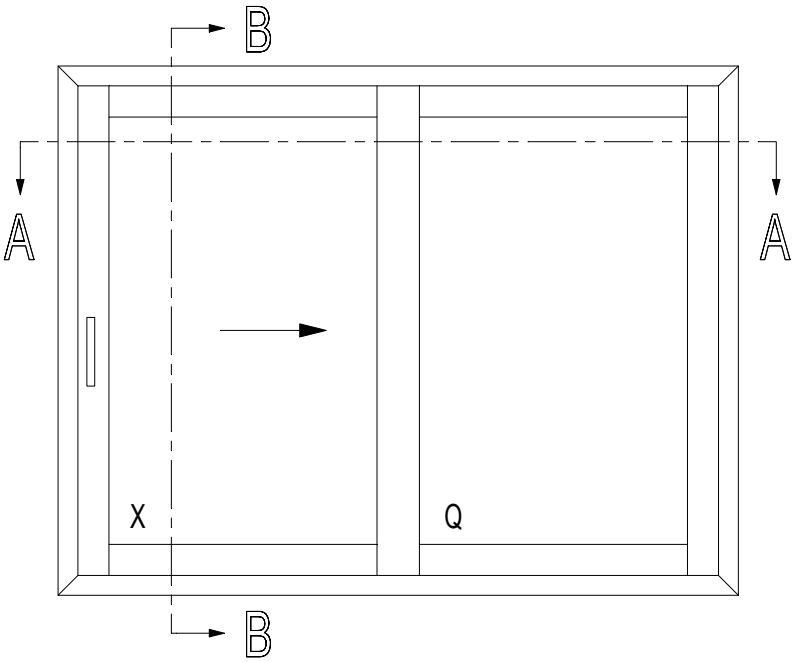

		#	
037.5615.SY		1	36.G....
081.9024.04		H	36.G....
081.9025.04		B+H	36.G....
070.9002.SY OF-OU-OR-ODER		B+(2xH)	42.G.---
070.6600.SY		B+(2xH)	42.G.---
(*) 070.66(xx).07		H	36.G....

			#	Lm	
049.5150.XX			2	BQ - 95	36.C....
			2	H - 150	

A - A

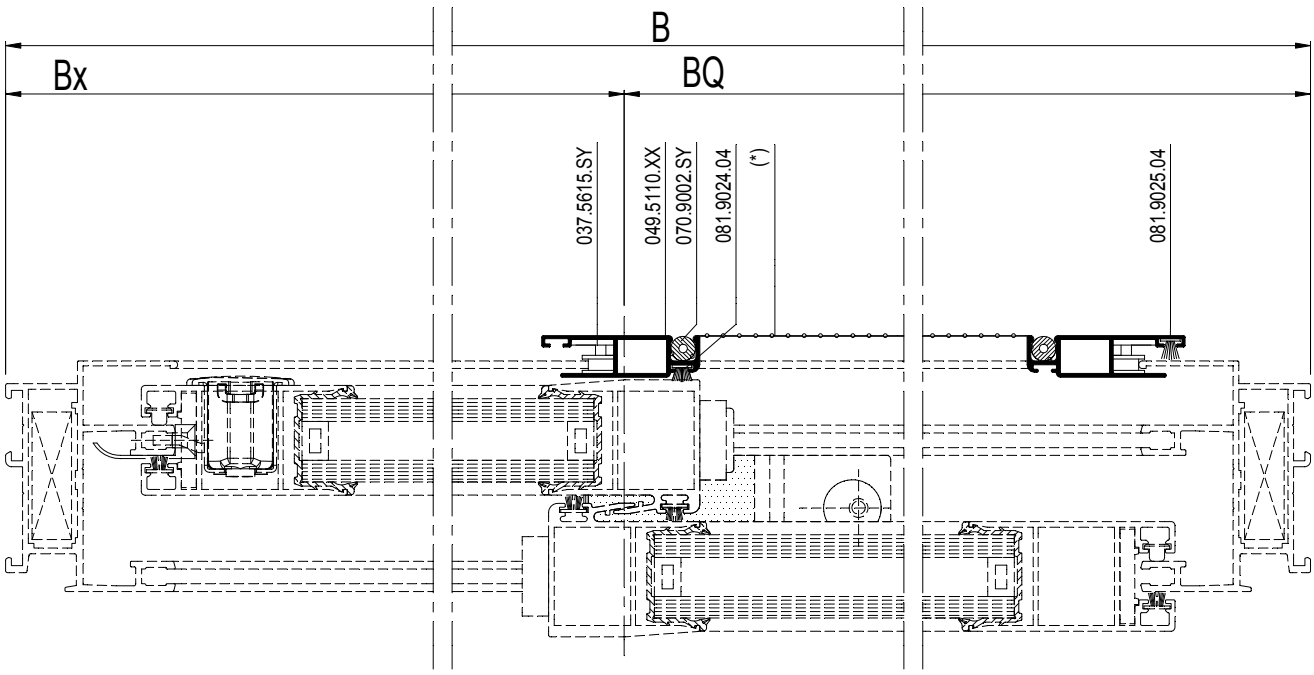

schaal - échelle
scale - Maßstab
1/2

D0082878

E

B	(*)
700	070.6607.07
900	070.6609.07
1000	070.6610.07
1200	070.6612.07
1500	070.6613.07
2000	070.6614.07

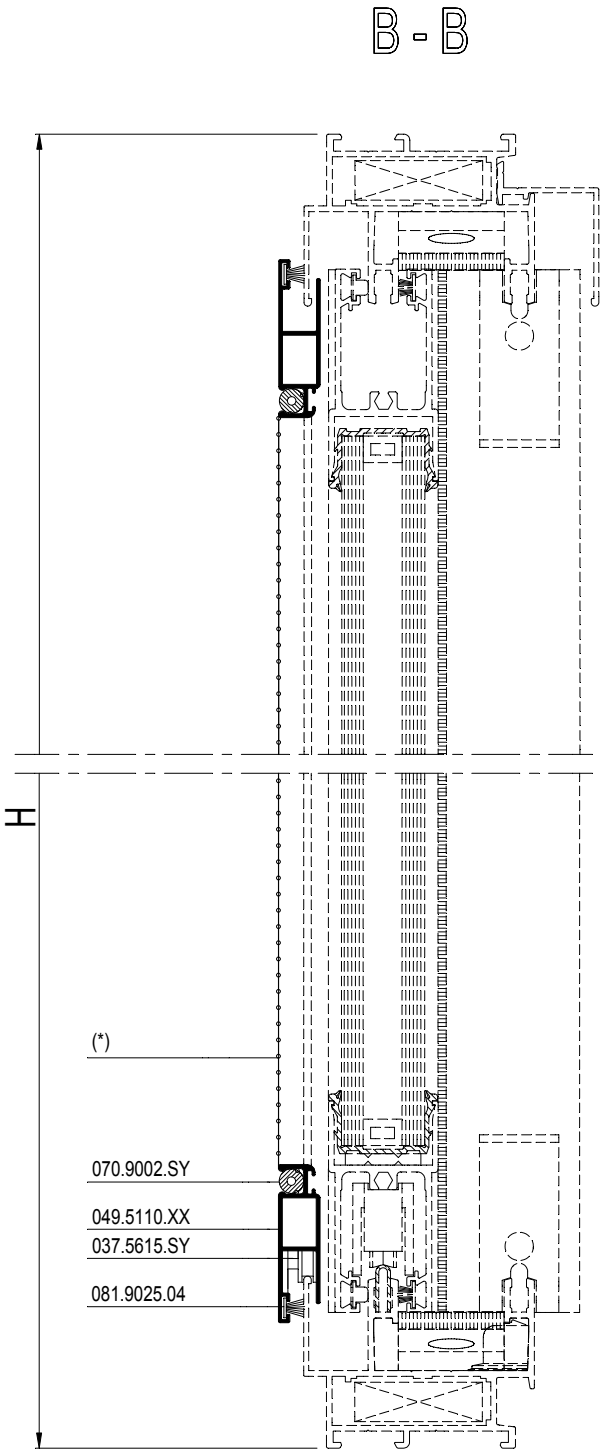

schaal - échelle
scale - Maßstab
1/2

D0082878

E

E

F

Reynaers Aluminium

Montagetekeningen
Fabrication et montage
Assembly drawings
Montagezeichnungen

CP 45Pa (GR)

ONTWATERING VLEUGEL
DRAINAGE OUVRANT
DRAINAGE VENT
ENTWAESSERUNG FLUEGEL

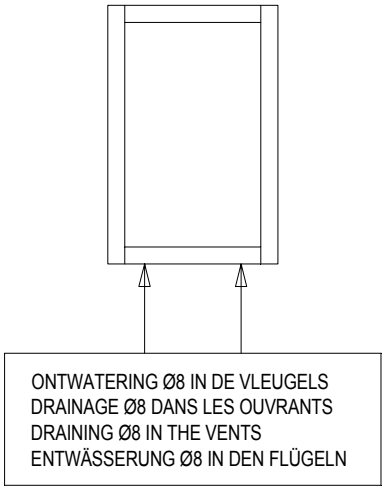

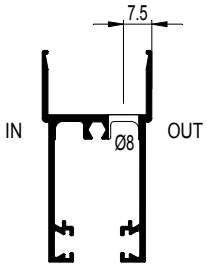

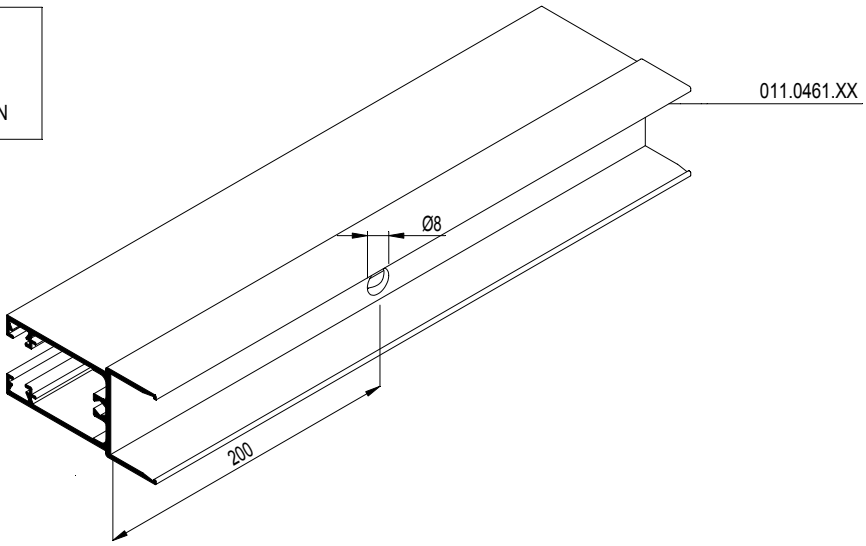

F

D0083472

CP 45Pa (GR)

ONTWATERING T-PROFIEL
DRAINAGE TRAVERSE
DRAINAGE TRANSOM-MULLION
ENTWAESSERUNG SPROSSE

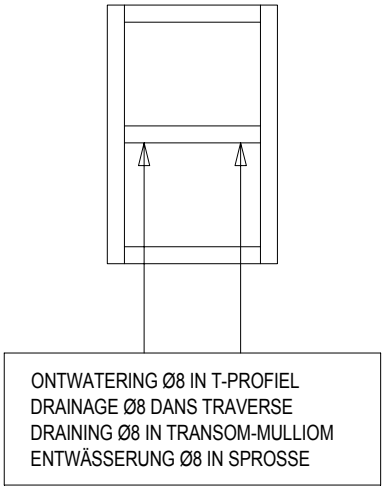

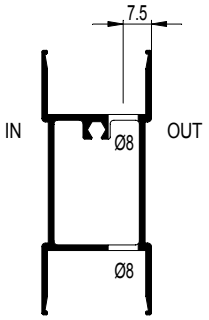

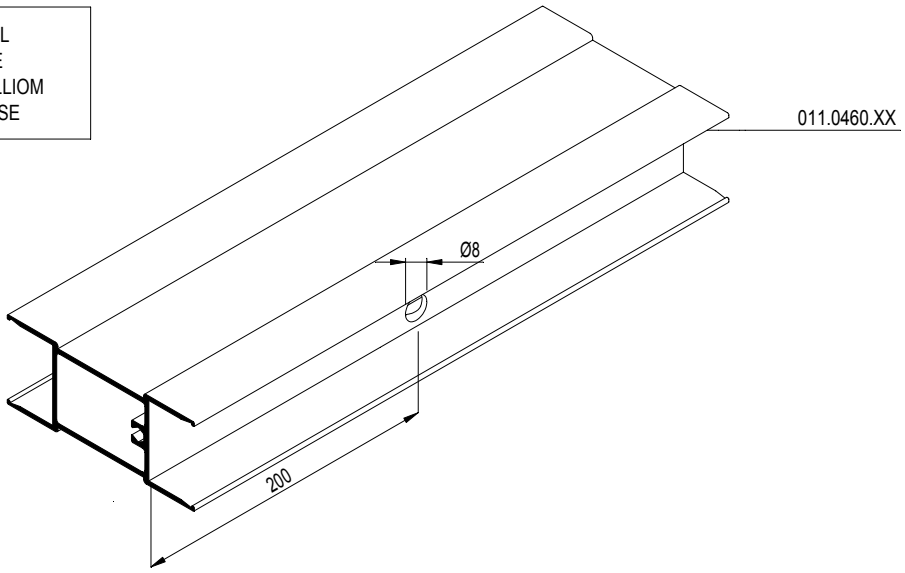

F

D0083472

CP 45Pa (GR)

ONTWATERING TYPE XQ XO XQX QXXQ OXXO
DRAINAGE TYPE XQ XO XQX QXXQ OXXO
DRAINAGE TYPE XQ XO XQX QXXQ OXXO
ENTWAESSERUNG TYP XQ XO XQX QXXQ OXXO

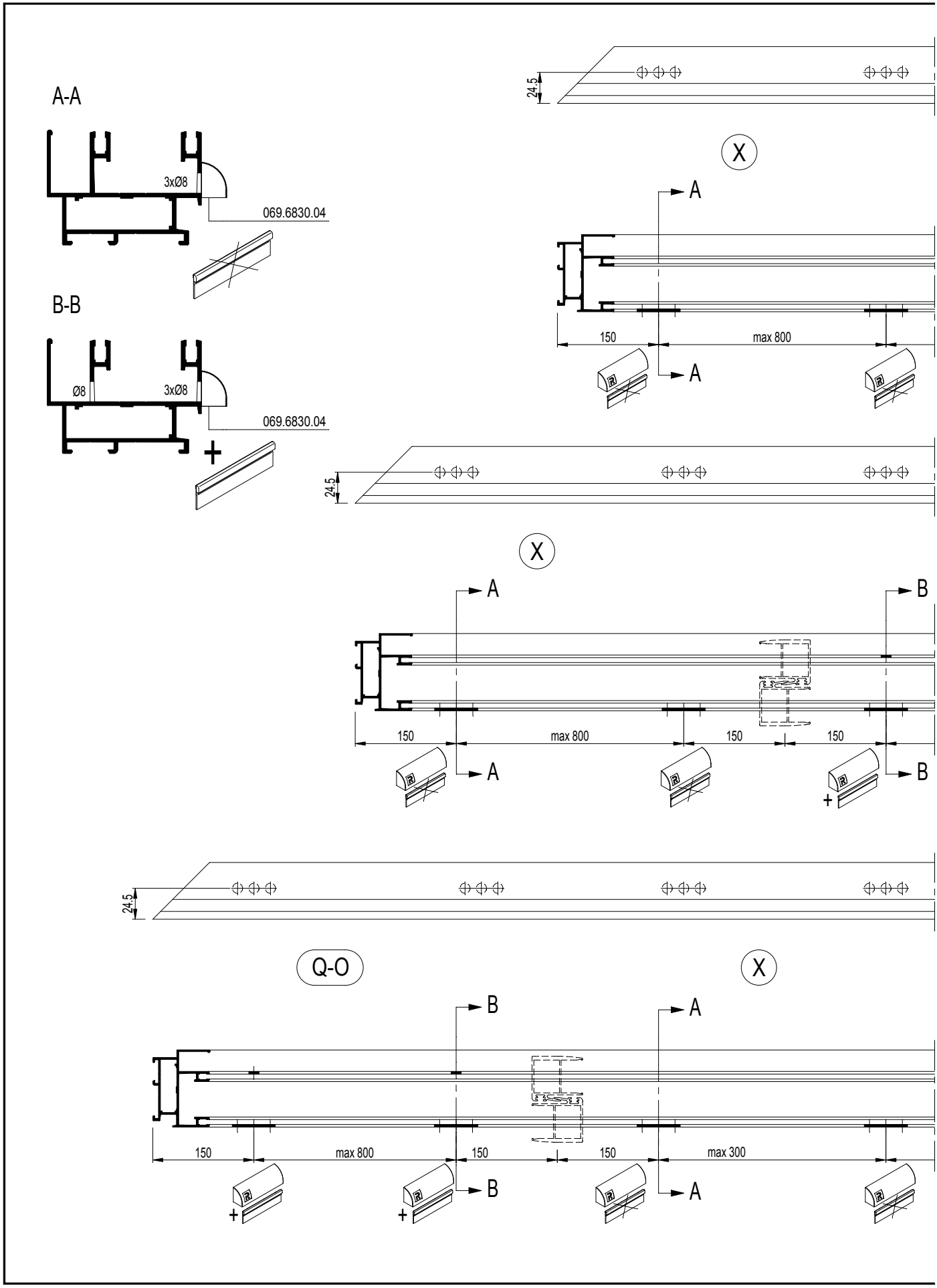

D0083483

CP 45Pa (GR)

ONTWATERING TYPE XQ XO XQX QXXQ OXXO
DRAINAGE TYPE XQ XO XQX QXXQ OXXO
DRAINAGE TYPE XQ XO XQX QXXQ OXXO
ENTWAESSERUNG TYP XQ XO XQX QXXQ OXXO



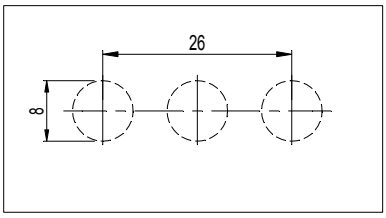

Q-O

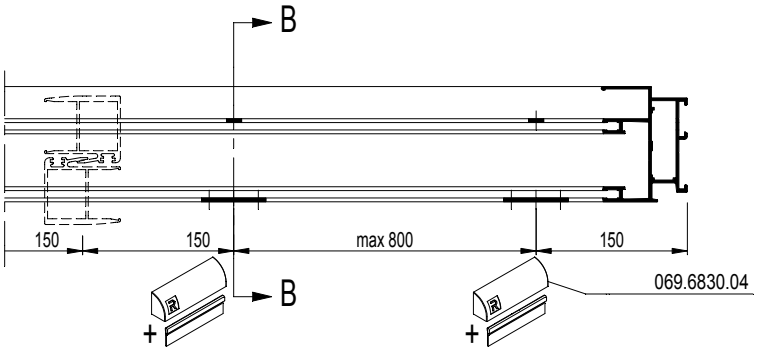

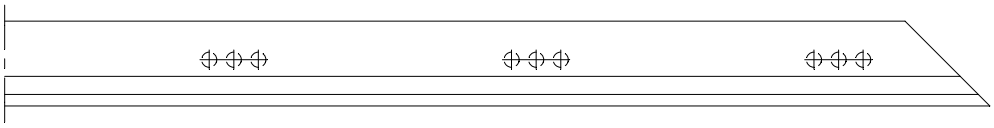

Q X

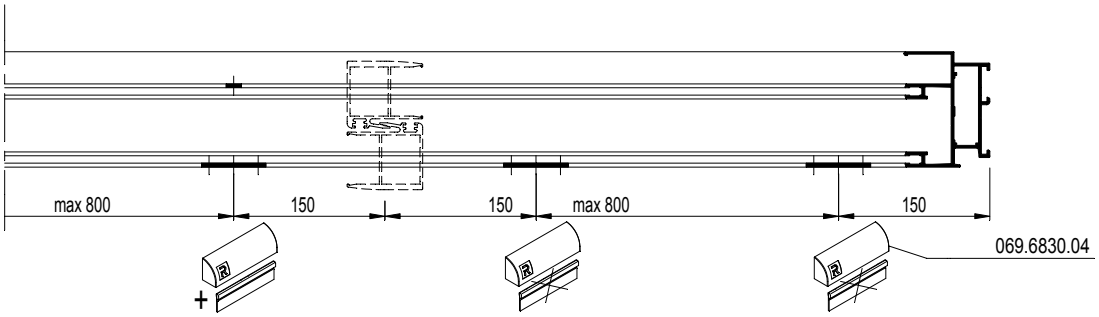



X Q-O

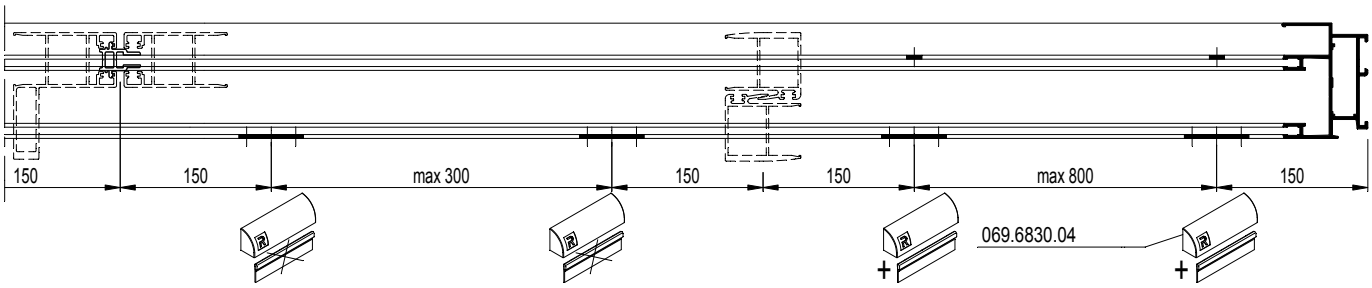

D0083483

F

CP 45Pa (GR)

ONTWATERING TYPE XXO
DRAINAGE TYPE XXO
DRAINAGE TYPE XXO
ENTWAESSERUNG TYP XXO

A-A

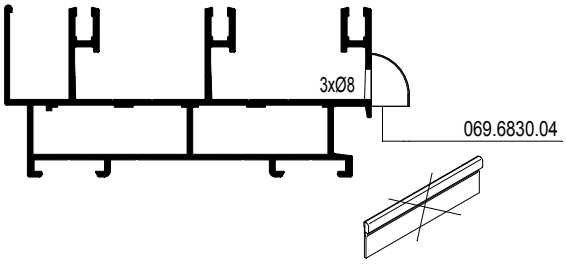

B-B

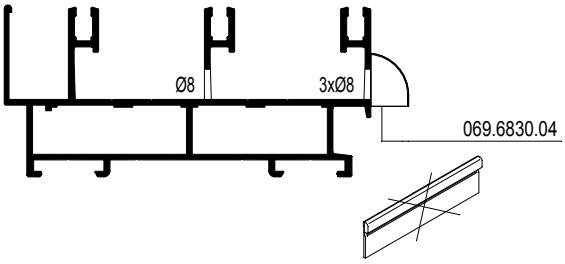

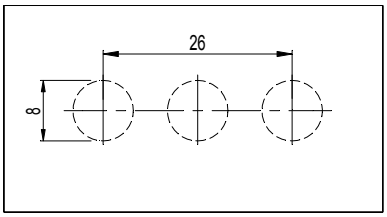

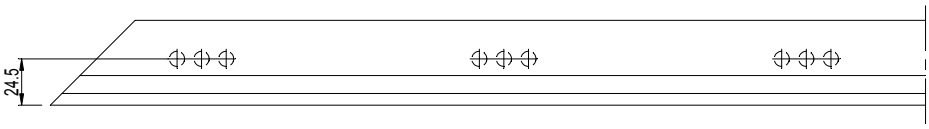

X

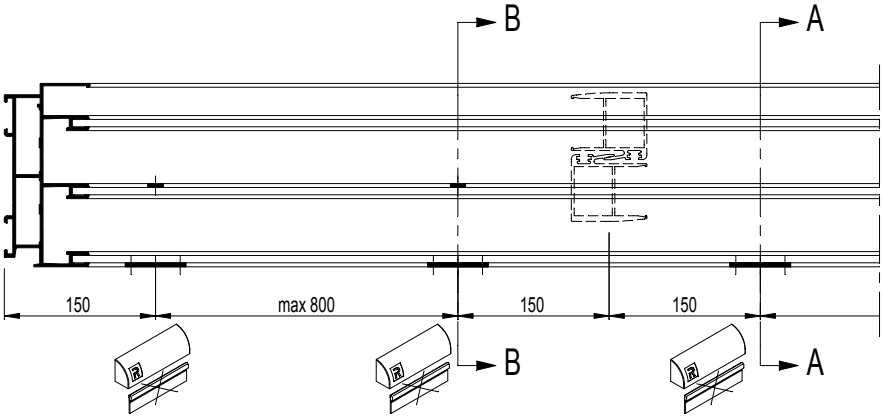

F

D0083493

CP 45Pa (GR)

ONTWATERING TYPE XXO
DRAINAGE TYPE XXO
DRAINAGE TYPE XXO
ENTWAESSERUNG TYP XXO

C-C

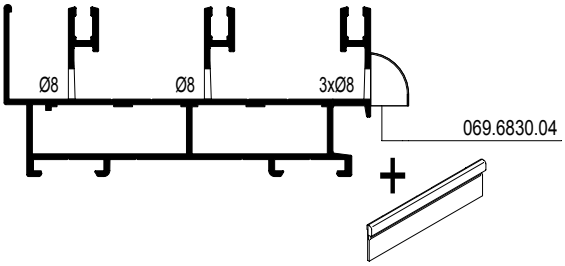

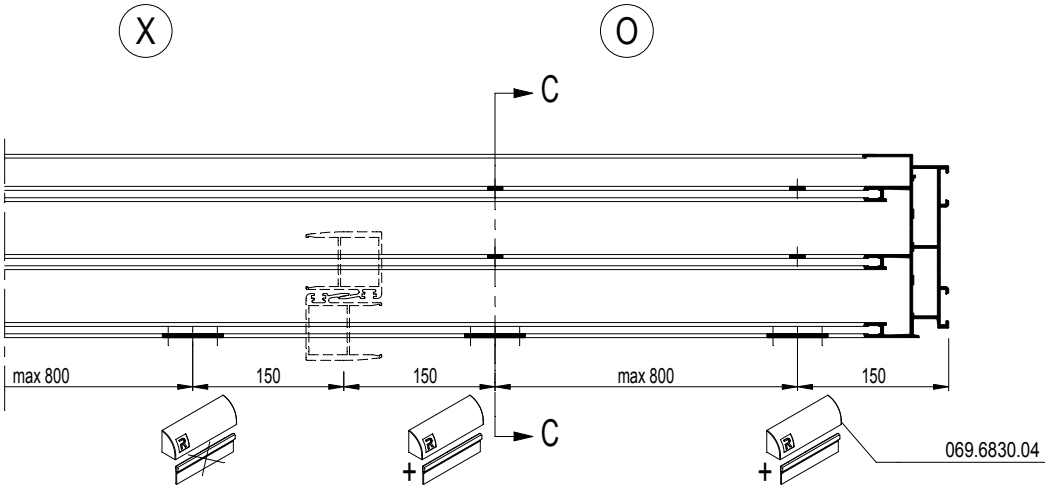

F

D0083493

CP 45Pa (GR)

ONTWATERING TYPE XXXQ XXXO
DRAINAGE TYPE XXXQ XXXO
DRAINAGE TYPE XXXQ XXXO
ENTWAESSERUNG TYP XXXQ XXXO

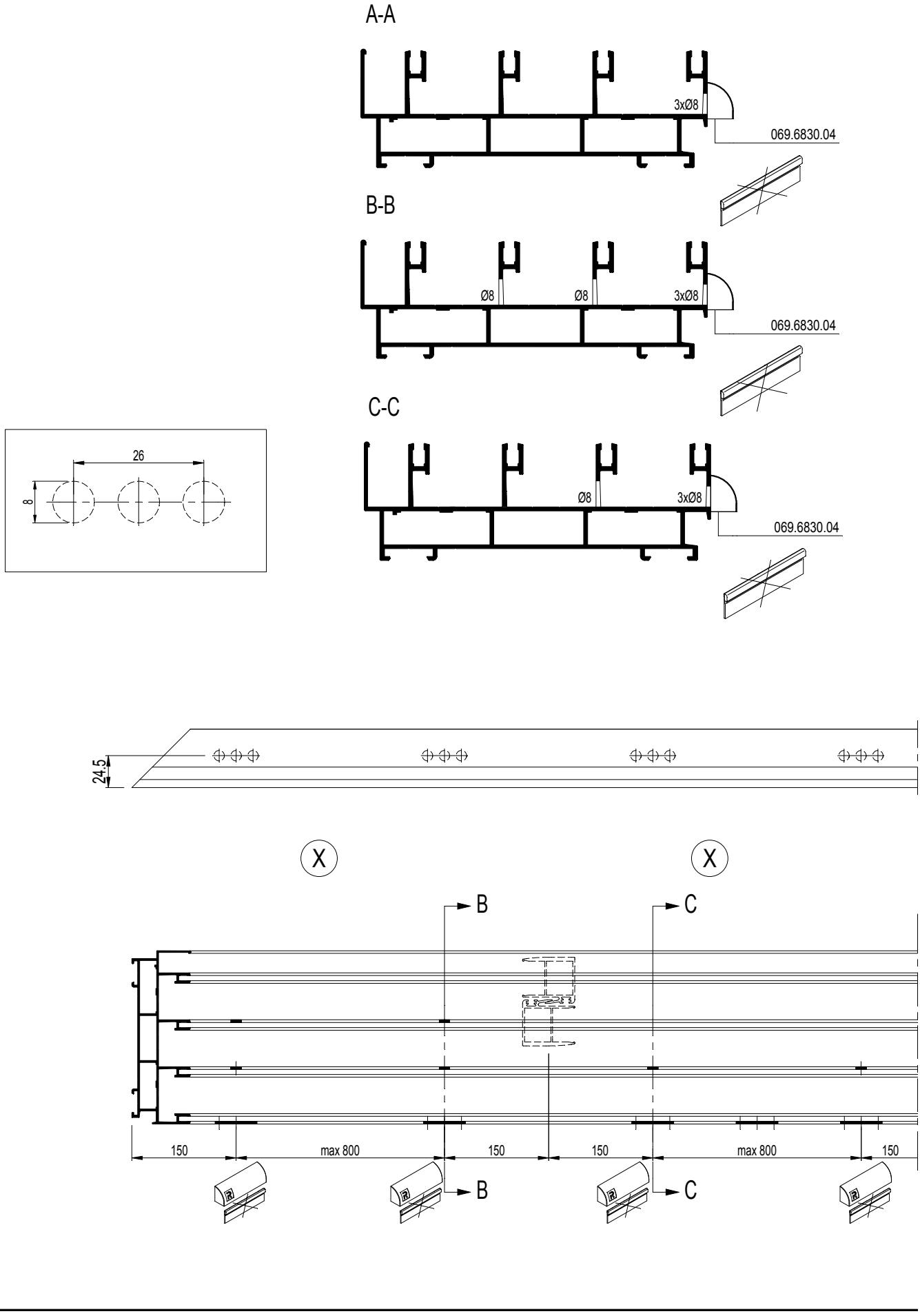

F

D-D

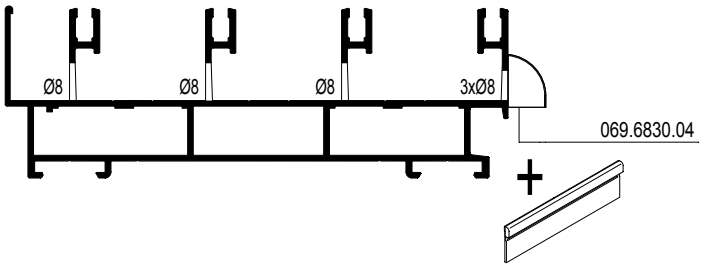

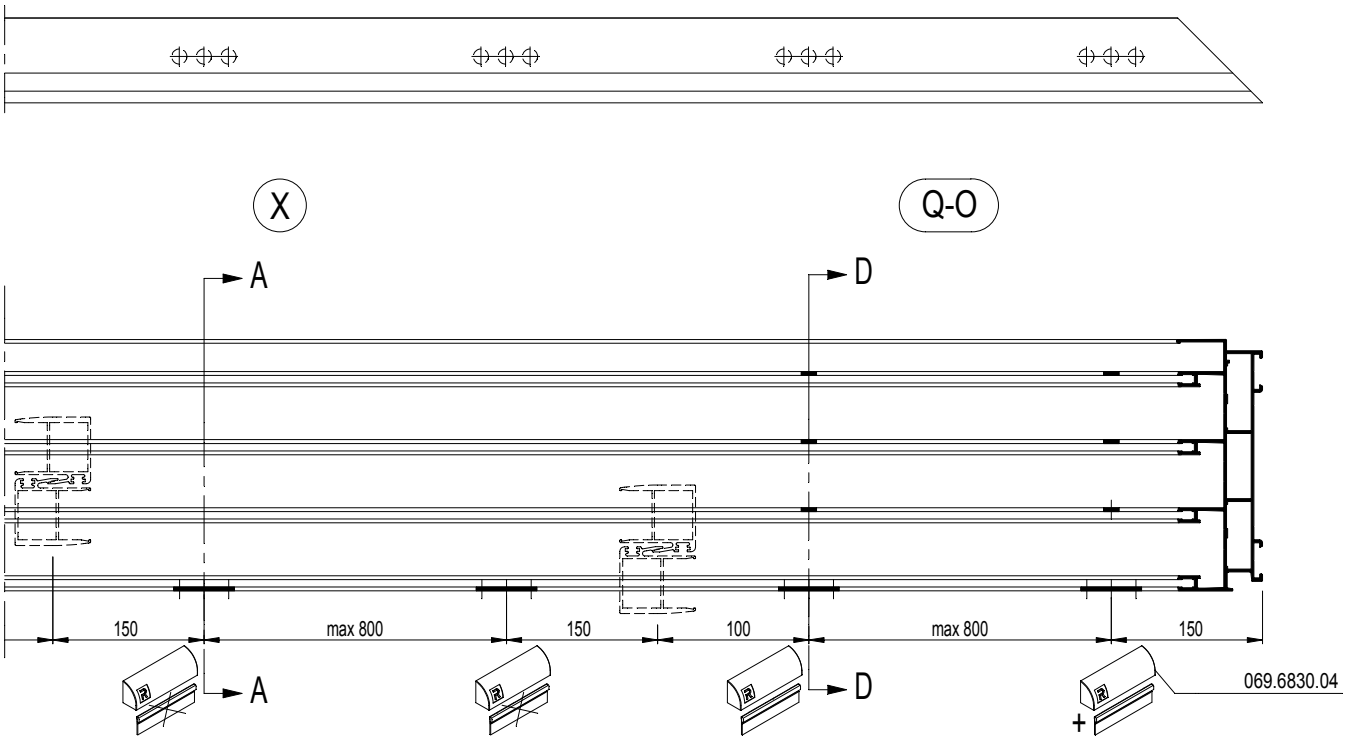

F

D0083497

CP 45Pa (GR)

ONTWATERING MONORAIL TYPE XQ XQX
DRAINAGE MONORAIL TYPE XQ XQX
DRAINAGE MONORAIL TYPE XQ XQX
ENTWAESSERUNG MONORAIL TYP XQ XQX

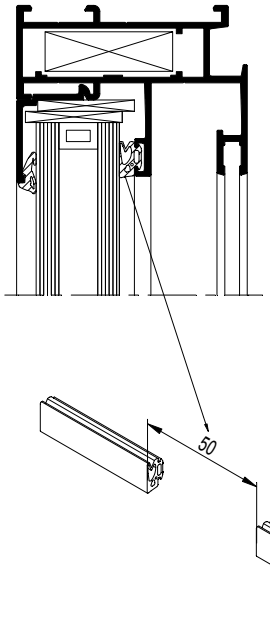

DECOMPRESSIE IN VAST RAAM MONORAIL
DECOMPRESSION DANS CHASSIS FIXE MONORAIL
DECOMPRESSION IN FIXED WINDOW MONORAIL
DEKOMPRESSION IN DER FESTVERGLASUNG MONORAIL

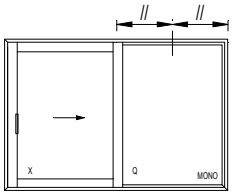



X

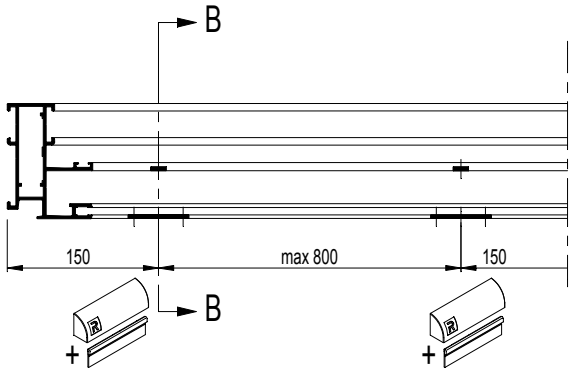

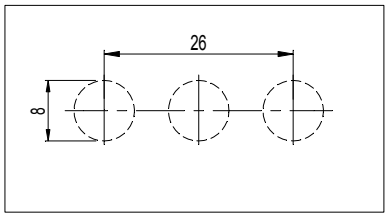

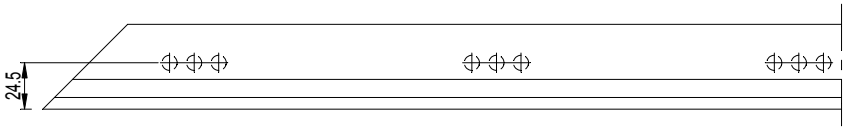

X

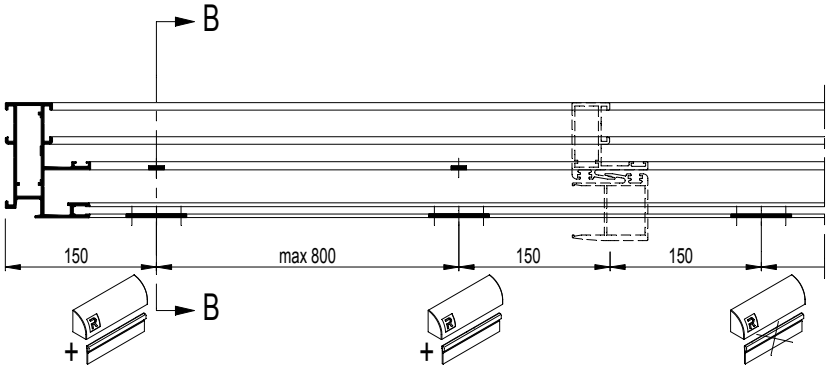

D0083502

F

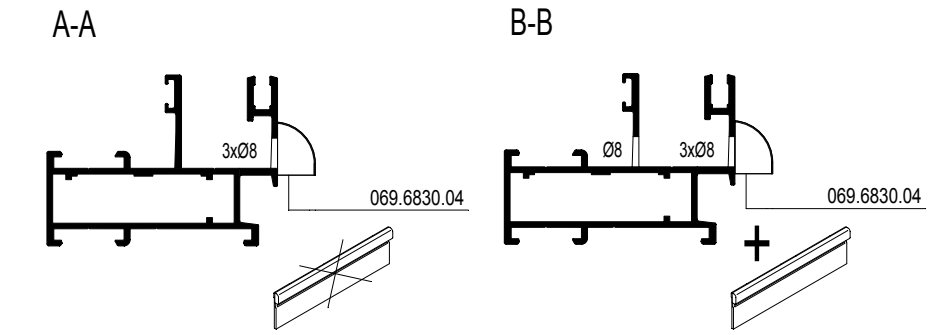



Q

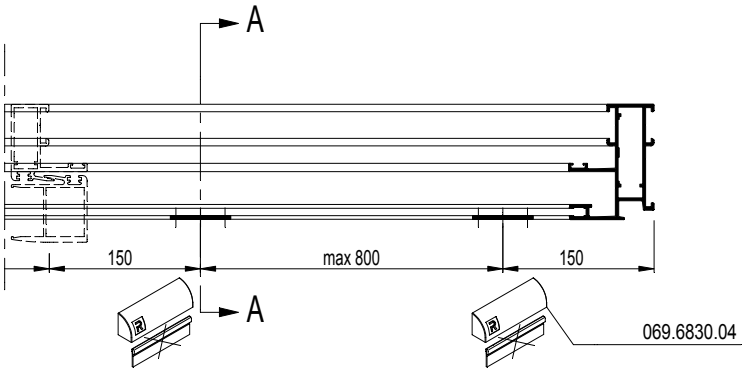

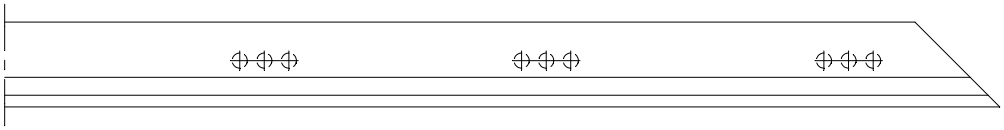

Q X

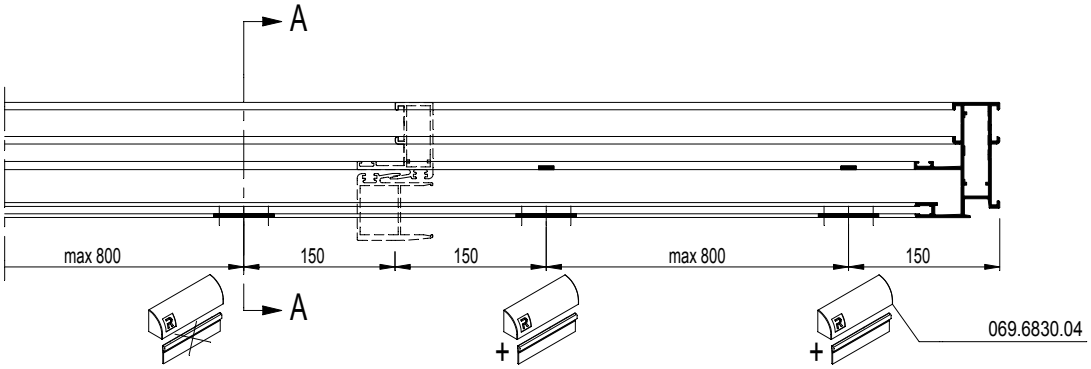

F

D0083502

CP 45Pa (GR)

ONTWATERING MONORAIL TYPE QXQ QXXQ
DRAINAGE MONORAIL TYPE QXQ QXXQ
DRAINAGE MONORAIL TYPE QXQ QXXQ
ENTWAESSERUNG MONORAIL TYP QXQ QXXQ

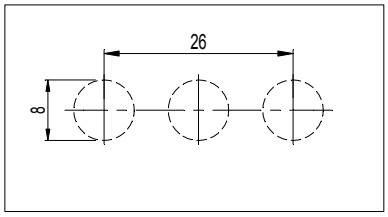

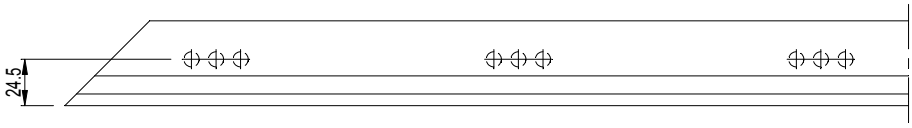

Q

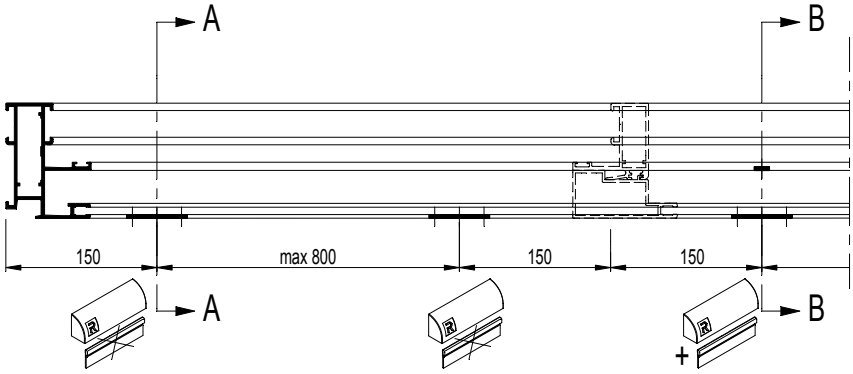

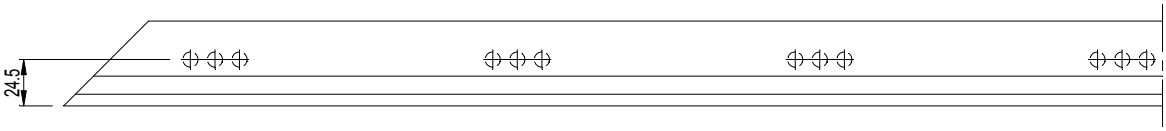

Q X

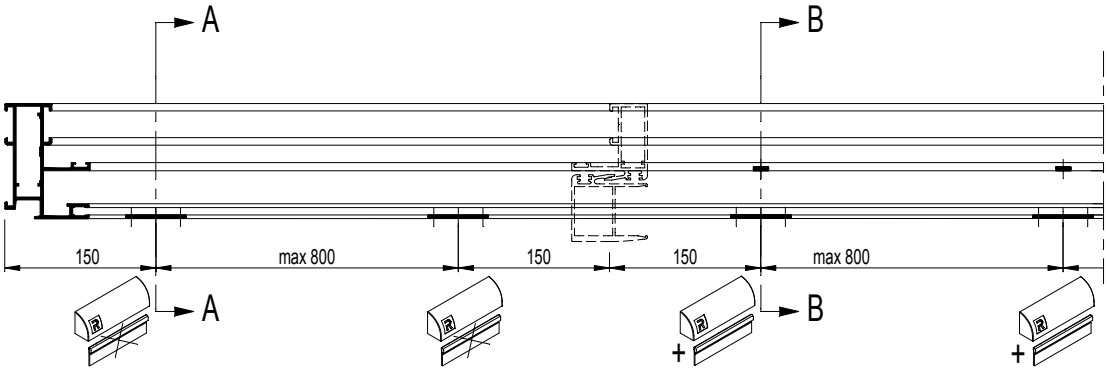

D0083506

F

CP 45Pa (GR)

ONTWATERING MONORAIL TYPE QXQ QXXQ
DRAINAGE MONORAIL TYPE QXQ QXXQ
DRAINAGE MONORAIL TYPE QXQ QXXQ
ENTWAESSERUNG MONORAIL TYP QXQ QXXQ

A-A

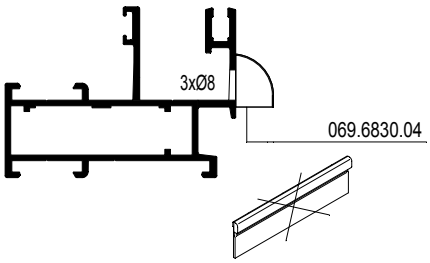

B-B

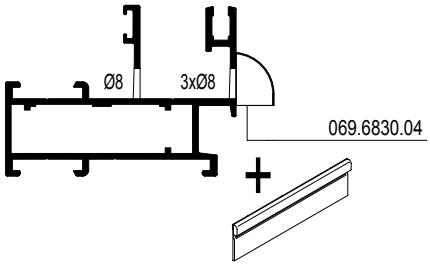



X Q

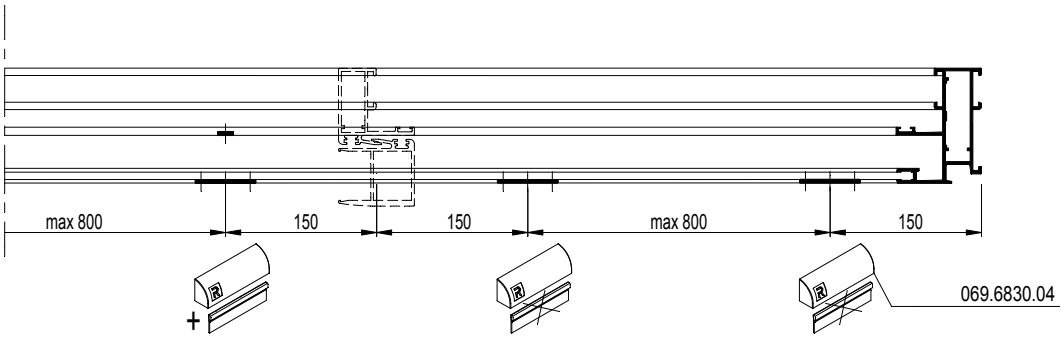

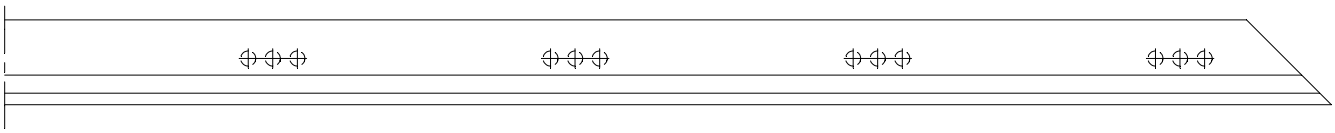

X Q

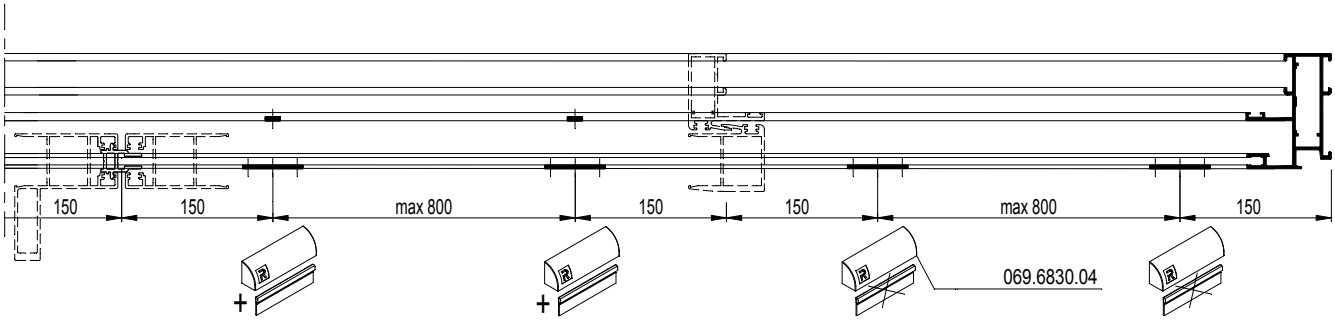

D0083506

F

CP 45Pa (GR)

ONTWATERING FLAT BOTTOM
DRAINAGE FLAT BOTTOM
DRAINAGE FLAT BOTTOM
ENTWAESSERUNG FLAT BOTTOM

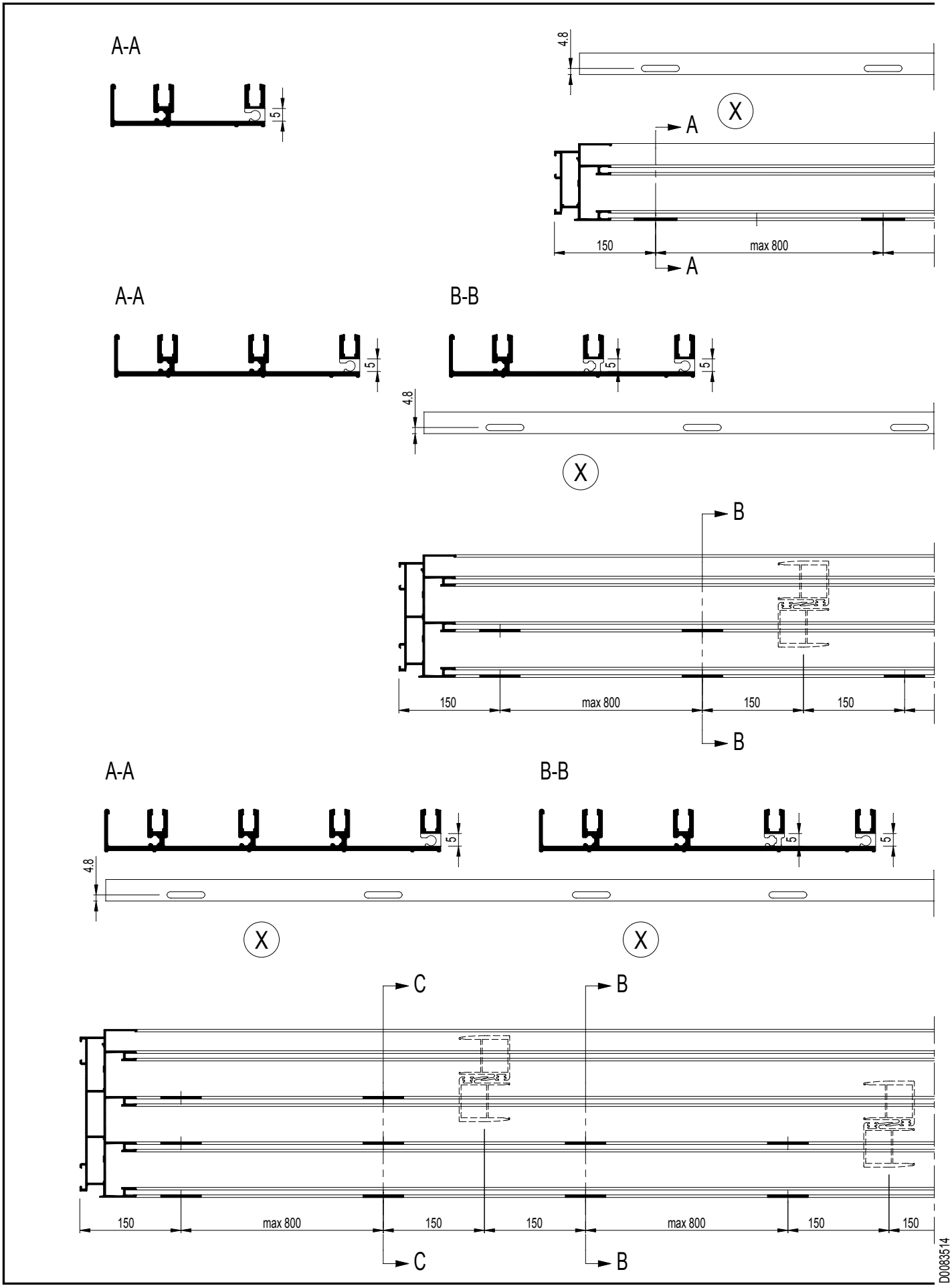

CP 45Pa (GR)

ONTWATERING FLAT BOTTOM
DRAINAGE FLAT BOTTOM
DRAINAGE FLAT BOTTOM
ENTWAESSERUNG FLAT BOTTOM

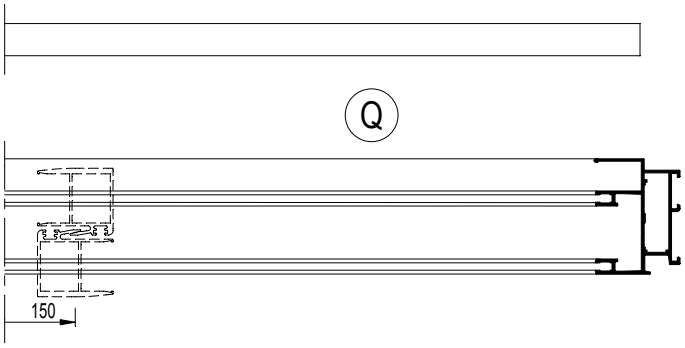

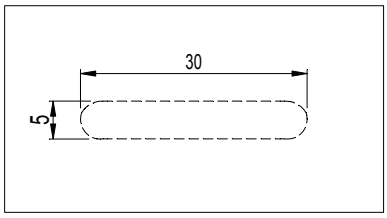

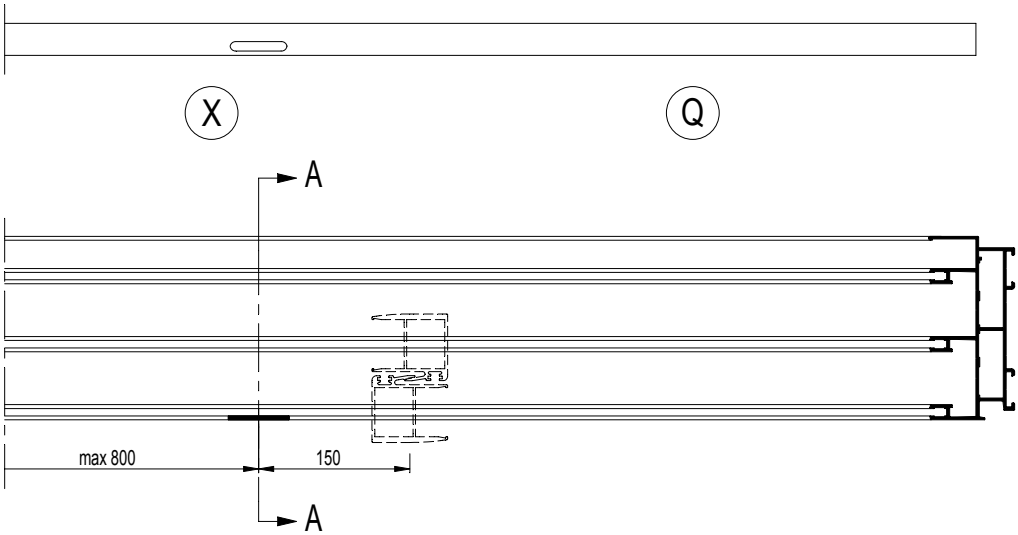

C-C

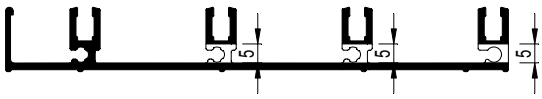

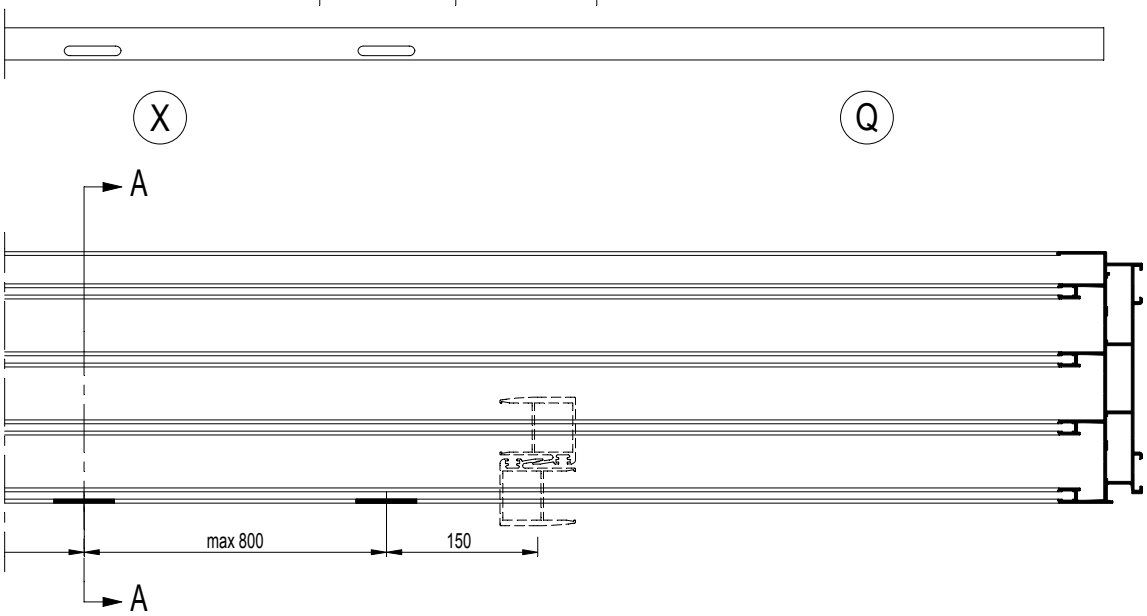

D0083514

F

CP 45Pa (GR)

ONTWATERING TYPE XQ XO XQX QXXQ OXXO
DRAINAGE TYPE XQ XO XQX QXXQ OXXO
DRAINAGE TYPE XQ XO XQX QXXQ OXXO
ENTWAESSERUNG TYP XQ XO XQX QXXQ OXXO

A-A

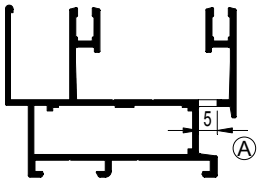

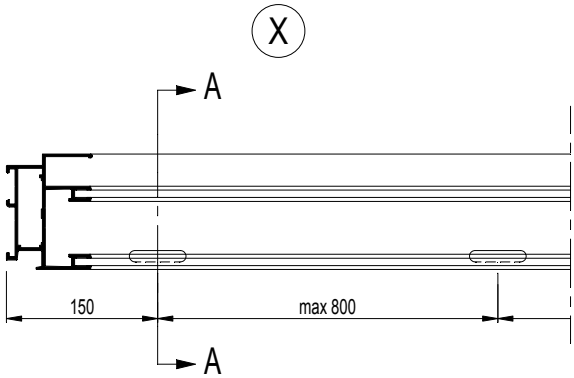

B-B

021.3209.04

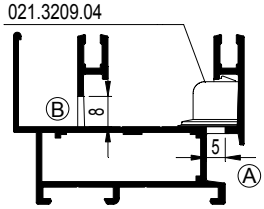

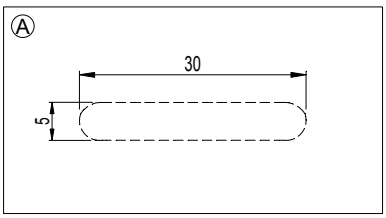

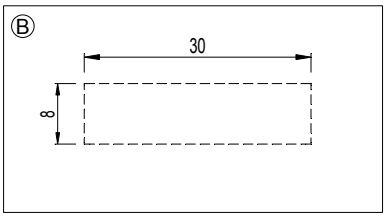

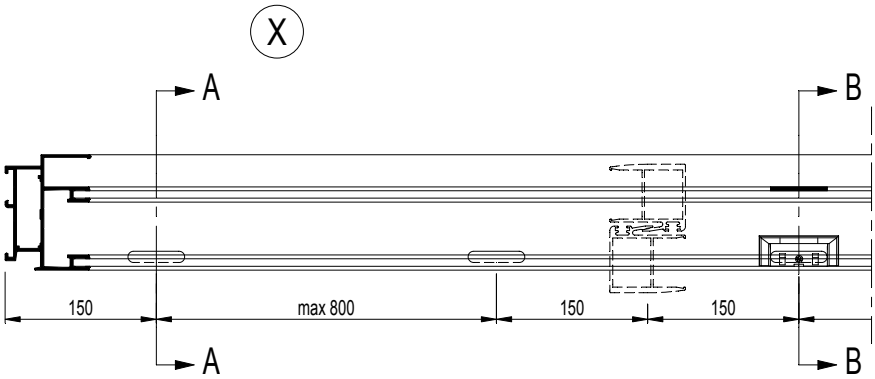

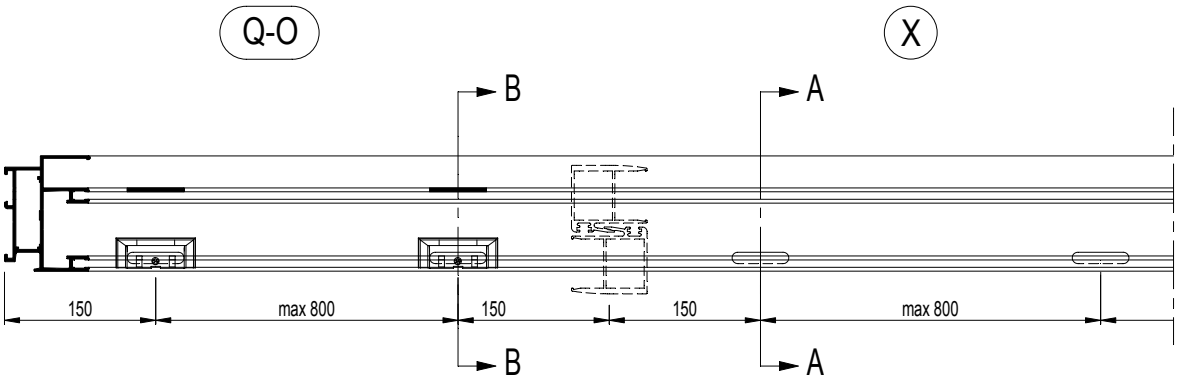

F

D0083427

CP 45Pa (GR)

ONTWATERING TYPE XQ XO XQX QXXQ OXXO
DRAINAGE TYPE XQ XO XQX QXXQ OXXO
DRAINAGE TYPE XQ XO XQX QXXQ OXXO
ENTWAESSERUNG TYP XQ XO XQX QXXQ OXXO

Q-O

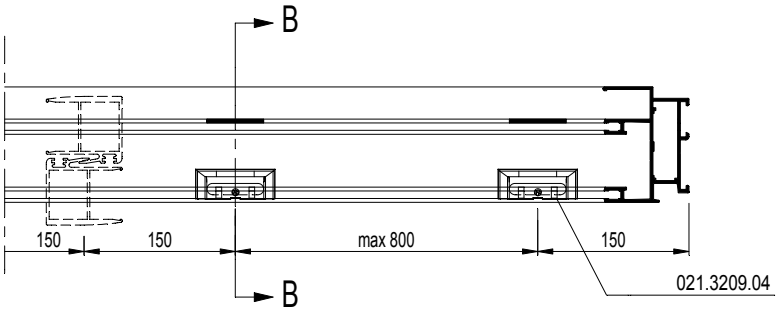

Q X

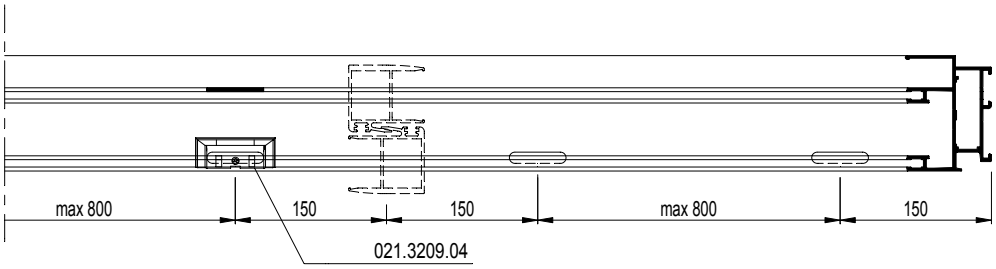

X Q-O

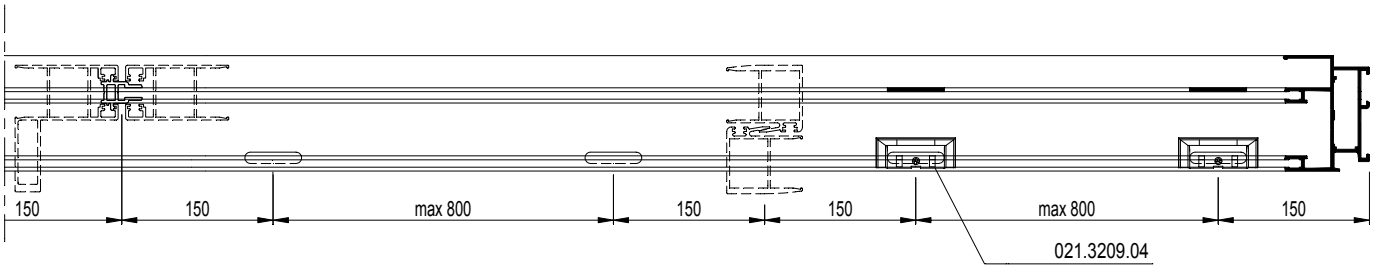

097.W600.00

D0083427

F

CP 45Pa (GR)

ONTWATERING TYPE XXO XXXQ XXXO
DRAINAGE TYPE XXO XXXQ XXXO
DRAINAGE TYPE XXO XXXQ XXXO
ENTWAESSERUNG TYP XXO XXXQ XXXO

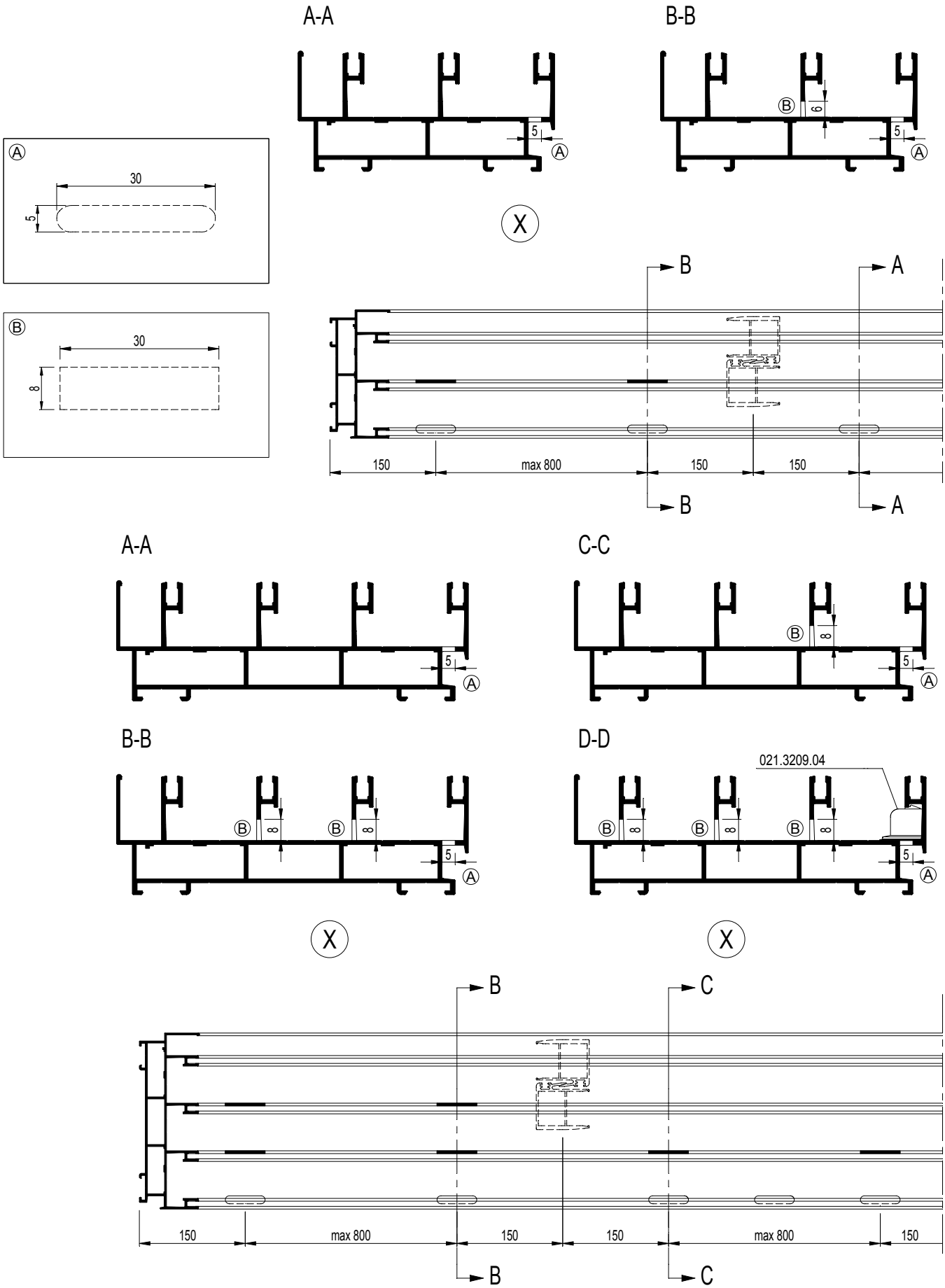

F

CP 45Pa (GR)

ONTWATERING TYPE XXO XXXQ XXXO
DRAINAGE TYPE XXO XXXQ XXXO
DRAINAGE TYPE XXO XXXQ XXXO
ENTWAESSERUNG TYP XXO XXXQ XXXO

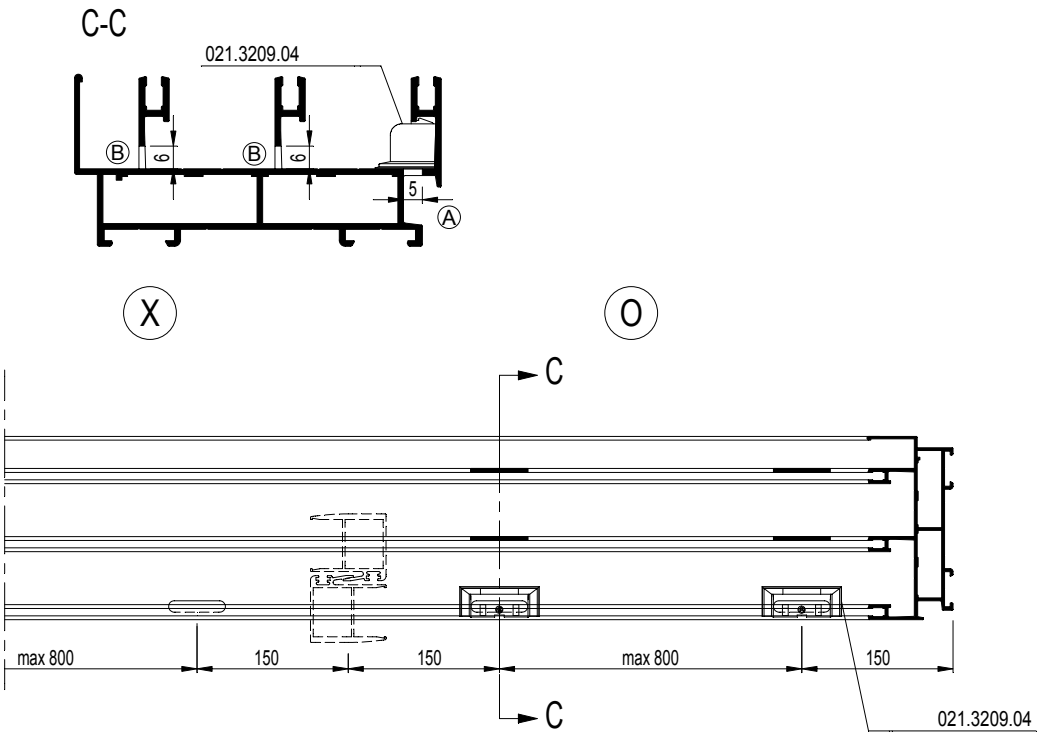

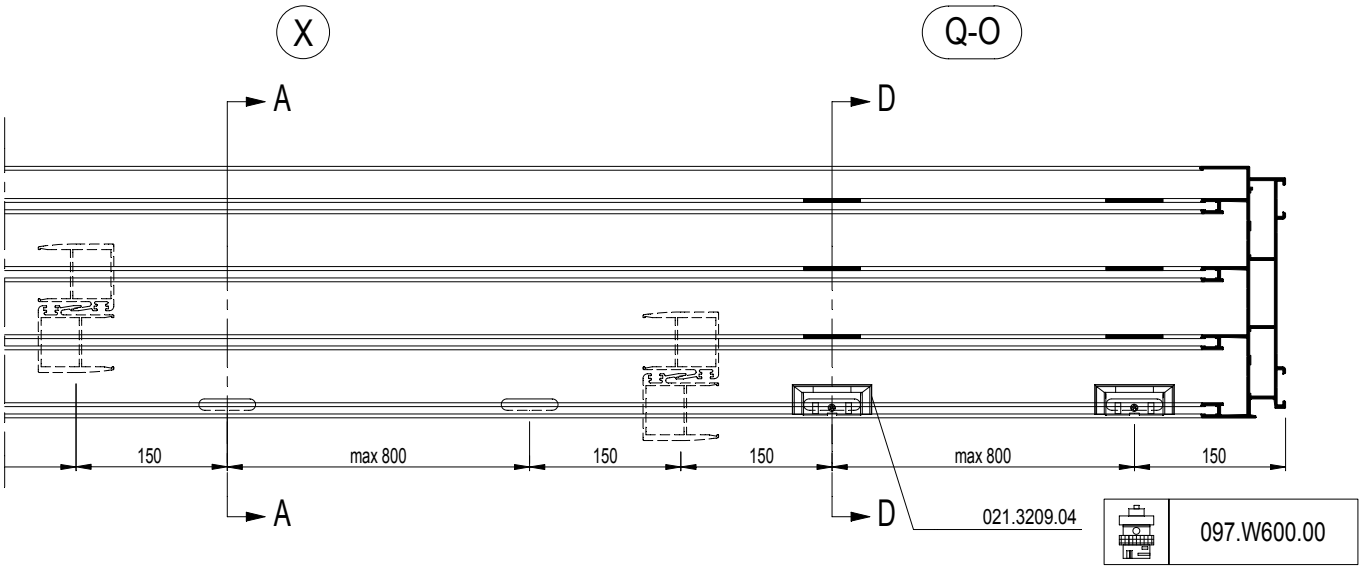

F

D0083452

CP 45Pa (GR)

ONTWATERING MONORAIL TYPE XQ XQX QXQ QXXQ
DRAINAGE MONORAIL TYPE XQ XQX QXQ QXXQ
DRAINAGE MONORAIL TYPE XQ XQX QXQ QXXQ
ENTWAESSERUNG MONORAIL TYP XQ XQX QXQ QXXQ

A-A

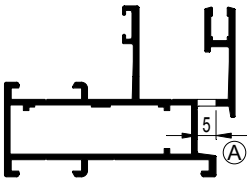

B-B

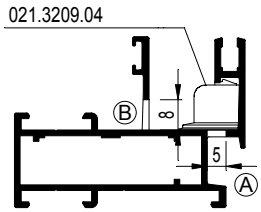

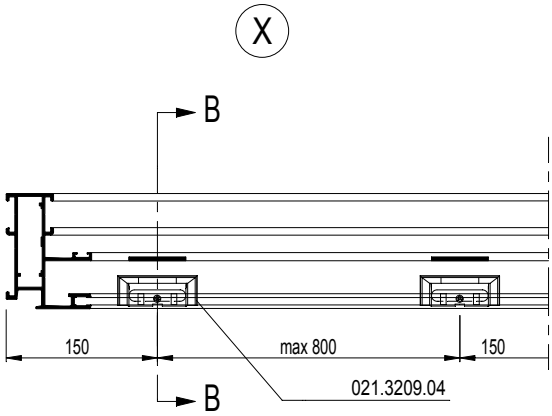

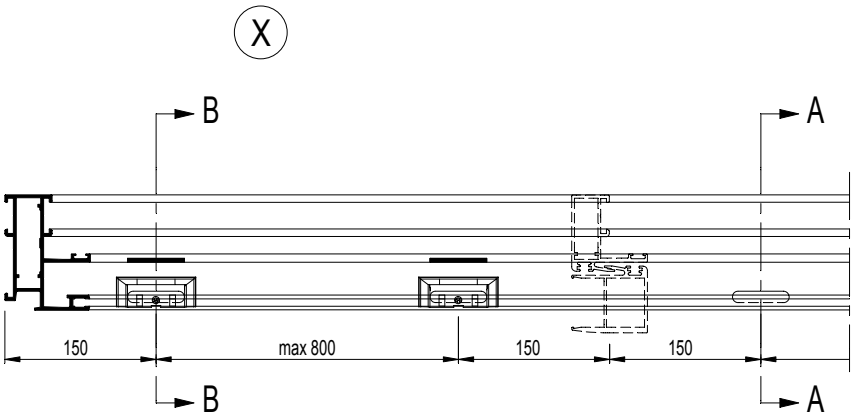

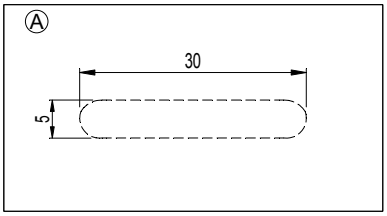

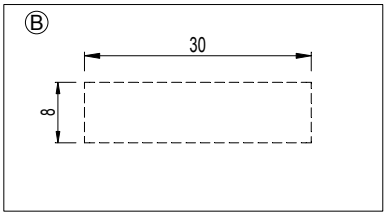

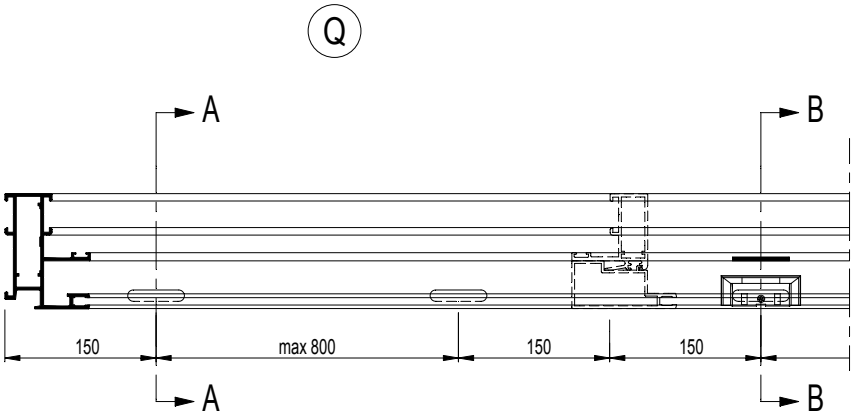

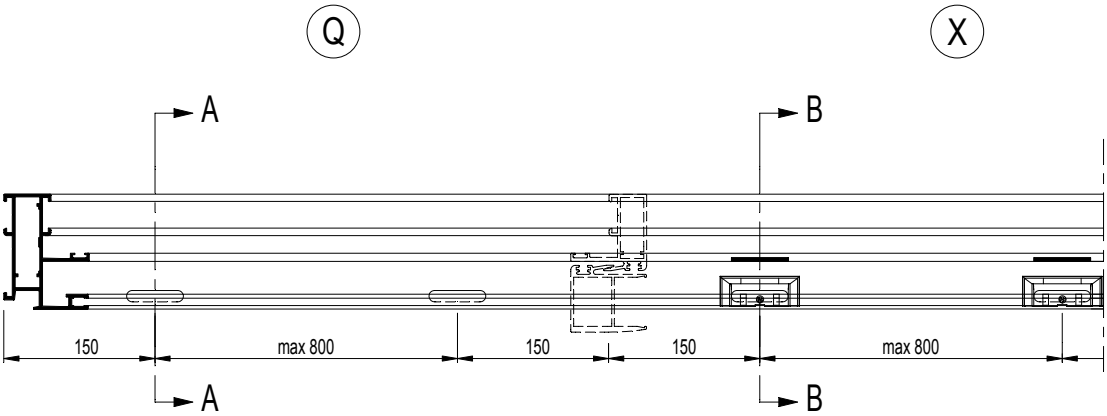

D0083465

F

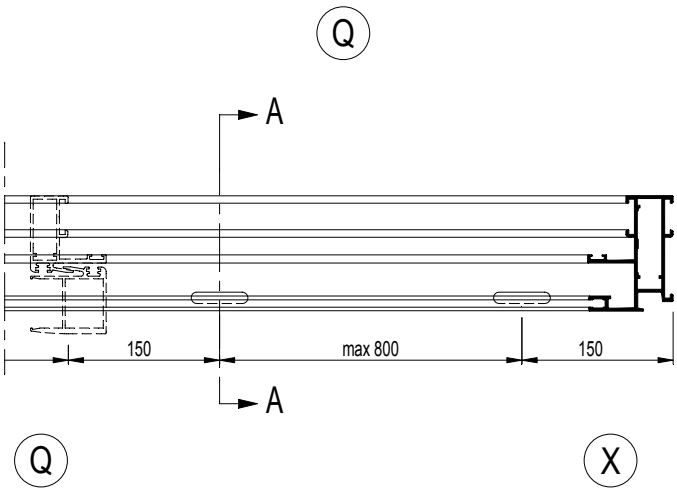

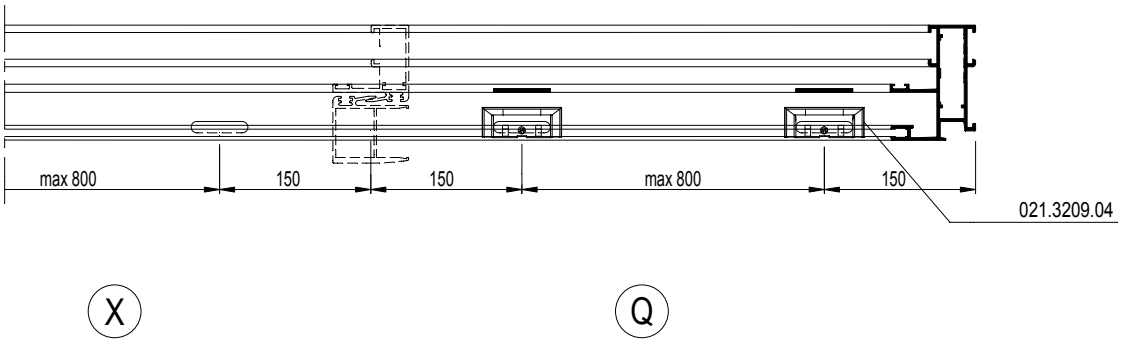

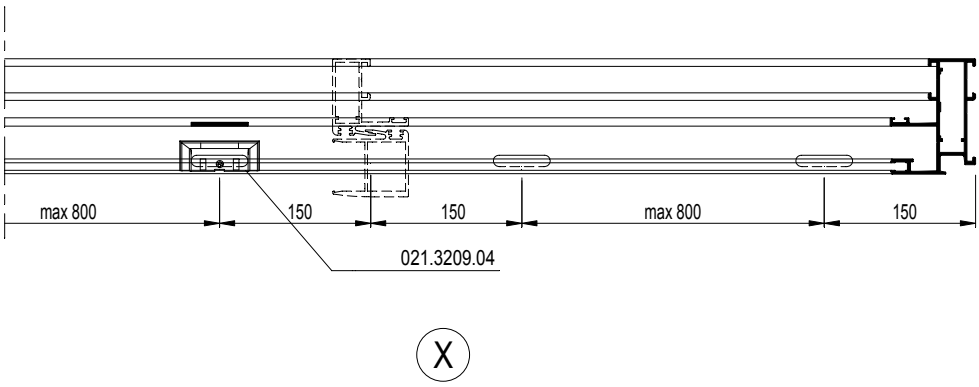

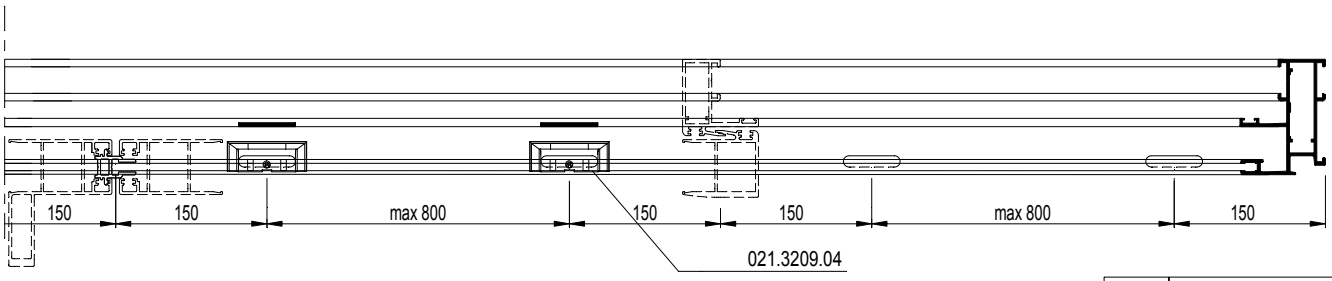

097.W600.00

D0083465

F

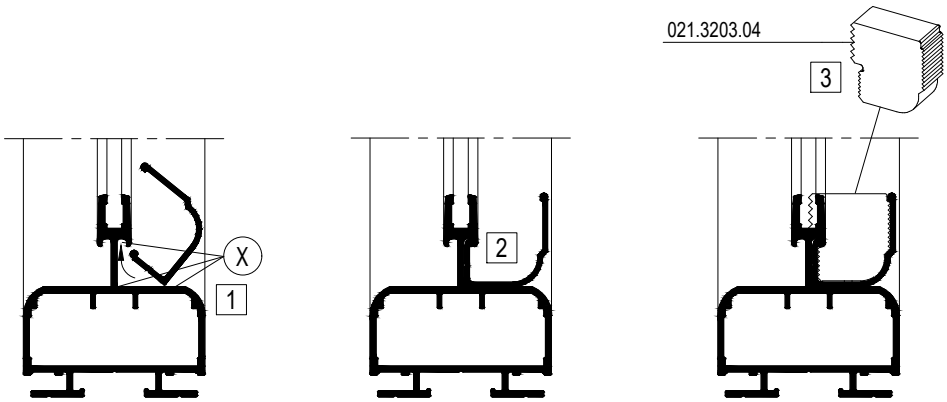
021.3203.04
3
X
1
2

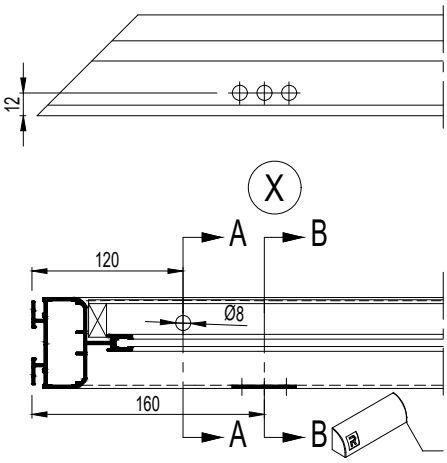
12
X
A
B
120
Ø8
160
A
B

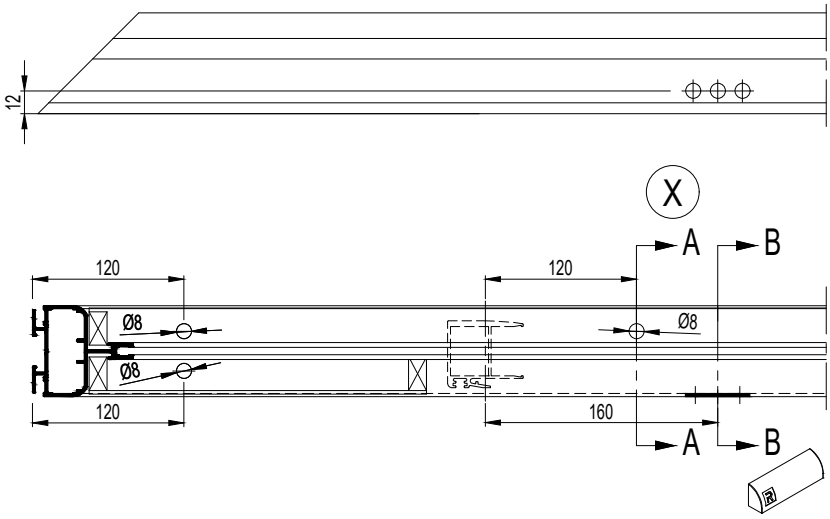
12
X
A
B
120
120
Ø8
Ø8
Ø8
120
160
A
B

F

D0083605

CP 45Pa (GR)

ONTWATERING
DRAINAGE
DRAINAGE
ENTWAESSERUNG

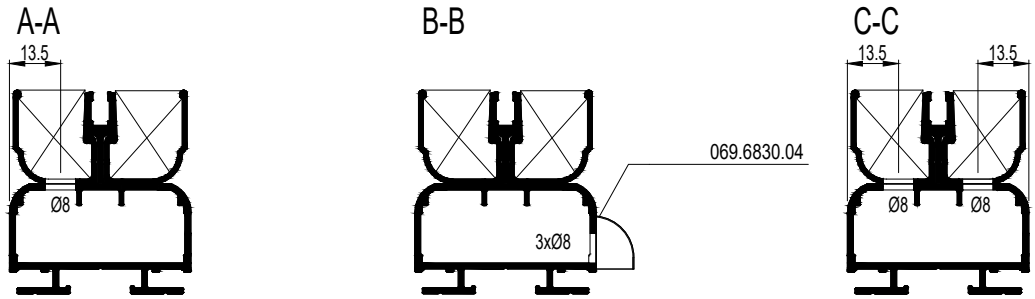



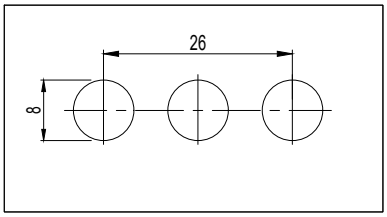

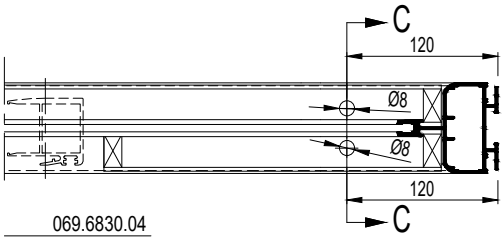



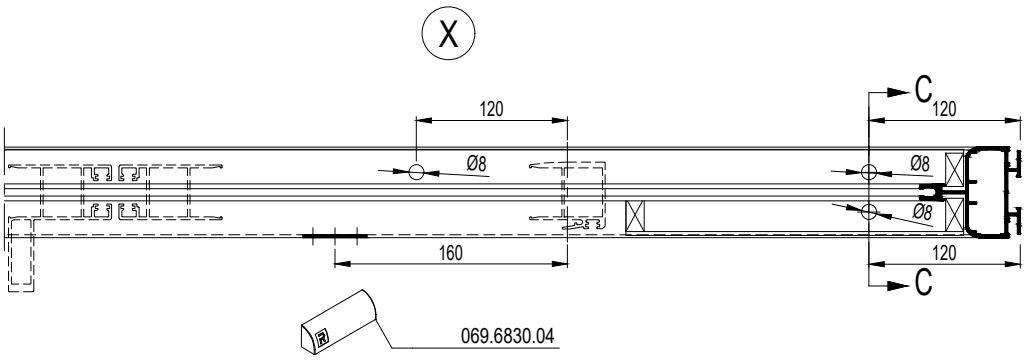

	097.0030.00

X	DICHTINGSMIDDEL MATIERE D'ETANCHEITE SEALING AGENT ABDICHTUNG

MONTAGEVOLGORDE L 'ORDRE DE MONTAGE THE ORDER OF ASSEMBLY MONTAGEREIHENFOLGE	1 2 3 .

D0083605

F

PERSHOEKVERBINDING
ASSEMBLAGE EQUERRE A SERTIR
CONNECTION CRIMP CORNER CLEAT
VERBINDUNG PRESSECKWINKEL

D0082897

CP 45Pa (GR)

PERSHOEKVERBINDING
ASSEMBLAGE EQUERRE A SERTIR
CONNECTION CRIMP CORNER CLEAT
VERBINDUNG PRESSECKWINKEL

Pershoeken

VOLGORDE

1. Correct zagen
2. Ontbramen (indien noodzakelijk)
3. Stof en zaagresten verwijderen
4. Ontvetten met Reynafinish 60, art. nr. 086.9210.--
5. Reynaprotector aanbrengen, art. nr. 086.9209.--
6. Verlijmen in de profielkamer door middel van Reynaseal duo, art. nr. 084.9080.--
7. Verbinding tot stand brengen en persen
8. Zichtvlakken reinigen met Reynafinish 60, art. nr. 086.9210.--

Equerres à sertir

ORDRE

1. Tronçonnage correct
2. Ebavurage (si nécessaire)
3. Enlèvement de poussières et de copeaux de sciage
4. Degraissage avec Reynafinish 60, art. n° 086.9210.--
5. Application du Reynaprotector, art. n° 086.9209.--
6. Encollage dans la chambre du profilé au moyen de Reynaseal duo, art. n° 084.9080.--
7. Assemblage et sertissage
8. Nettoyage des surfaces visible au moyen de Reynafinish 60, art. n° 086.9210.--

Crimp corner cleats

SEQUENCE

1. Correct sawing
2. Deburring (if necessary)
3. Removing dust and saw-dust
4. Degreasing with Reynafinish 60, art. no 086.9210.--
5. Applying Reynaprotector, art. no 086.9209.--
6. Glueing in the profile chamber by means of Reynaseal duo, art. no. 084.9080.--
7. Assembly and crimping
8. Cleaning visible surfaces by means of Reynafinish 60 art. no. 086.9210.--

Presseckwinkel

REIHENFOLGE

1. Zuschneiden
2. Entgraten (falls erforderlich)
3. Staub und Sägereste entfernen
4. Entfetten mit Reynafinish 60, Art. nr. 086.9210.--
5. Reynaprotector aufbringen, Art. nr. 086.9209.--
6. Klebereinsatz in die Eckwinkelkammer mit Reynaseal duo, Art. nr. 084.9080.--
7. Verbinden und verpressen
8. Die Sichtseiten säubern mit Reynafinish 60, Art. nr. 086.9210.--

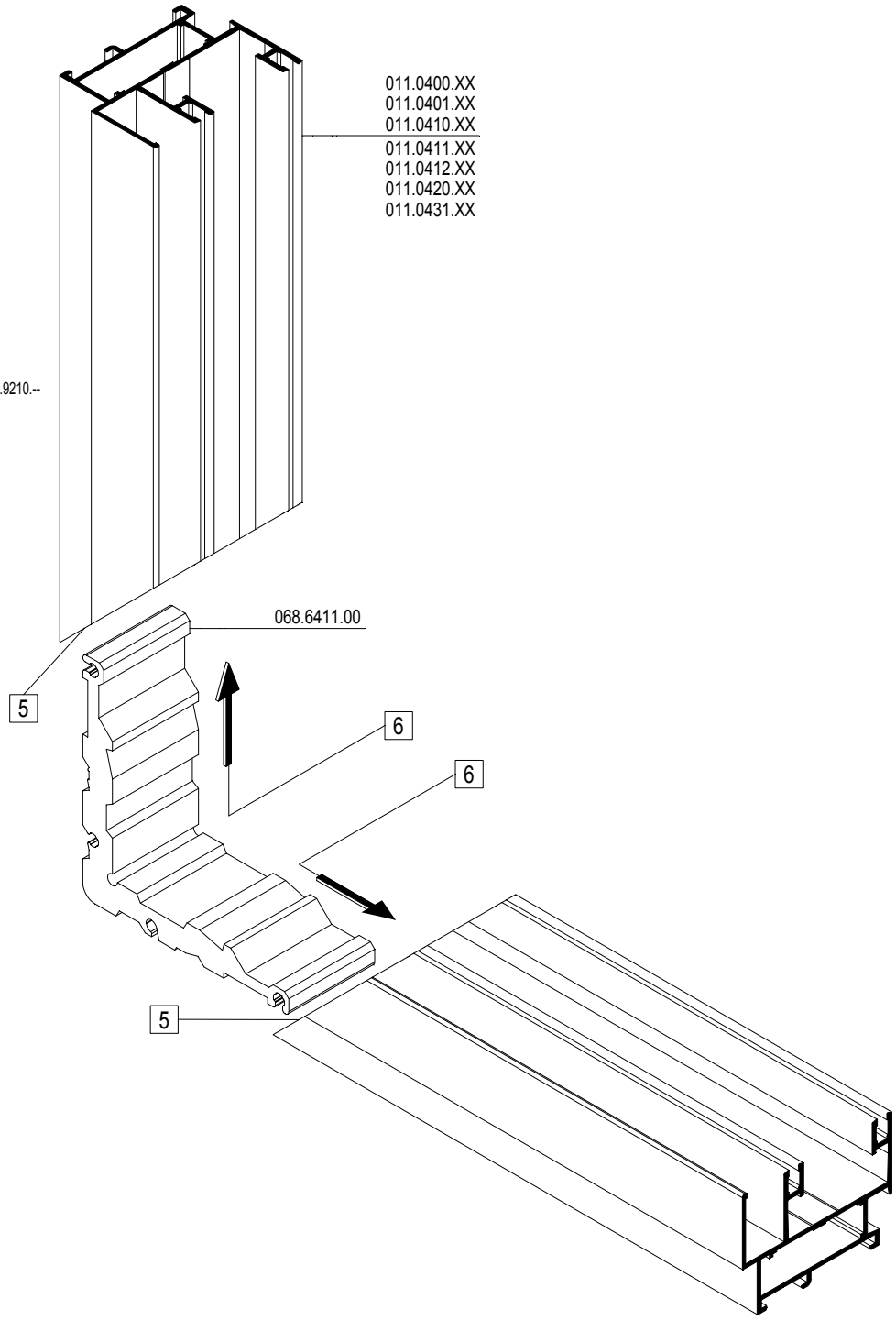

MONTAGEVOLGORDE
L 'ORDRE DE MONTAGE
THE ORDER OF ASSEMBLY
MONTAGEREIHENFOLGE
1 2 3 .

D0082897

F

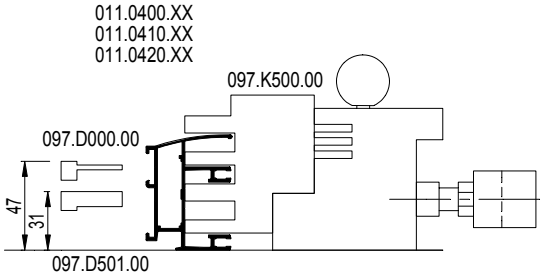
011.0400.XX
011.0410.XX
011.0420.XX
097.K500.00
097.D000.00
47
31
097.D501.00

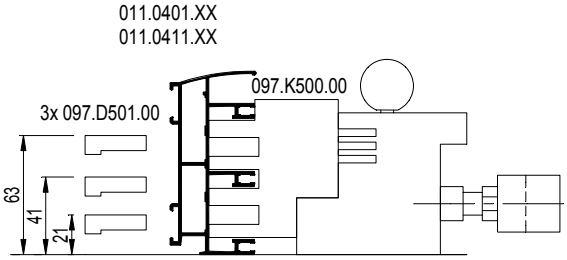
011.0401.XX
011.0411.XX
097.K500.00
3x 097.D501.00
63
41
21

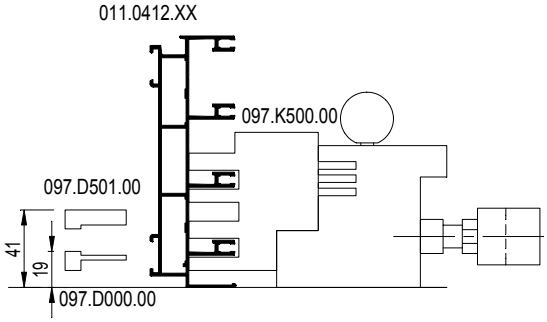
011.0412.XX
097.K500.00
097.D501.00
41
19
097.D000.00

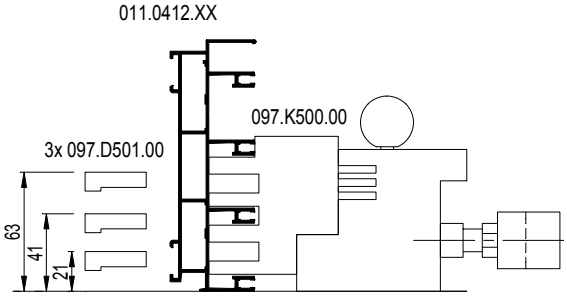
011.0412.XX
097.K500.00
3x 097.D501.00
63
41
21

F

D0082892

011.0400.XX
011.0410.XX
011.0420.XX

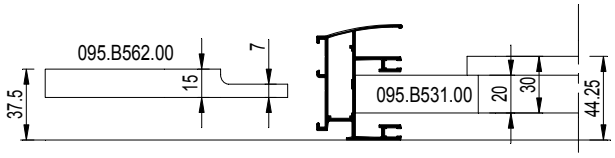

011.0401.XX
011.0411.XX

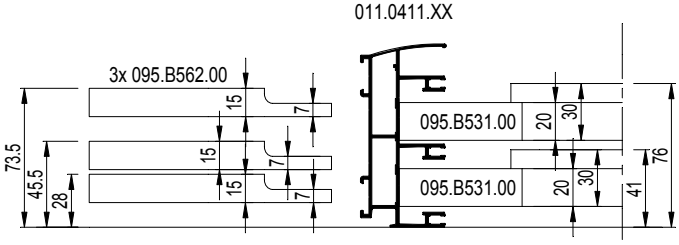

011.0412.XX

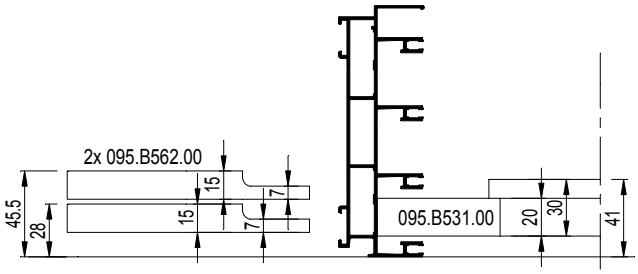

011.0412.XX

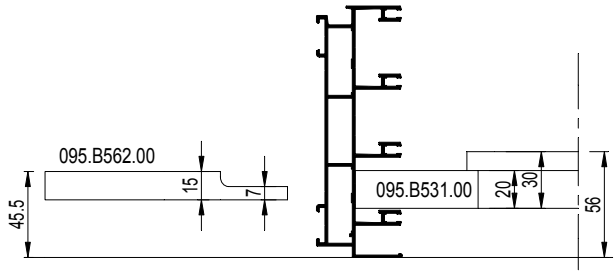

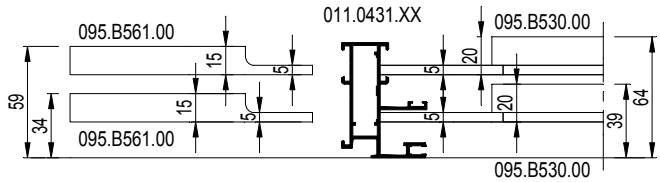

F

D0082892

SCHROEFHOEKVERBINDING
ASSEMBLAGE EQUERRE A VISSER
SCREW CORNER CONNECTION
SCHRAUBECKWINKELVERBINDUNG

D0082900

CP 45Pa (GR)

SCHROEFHOEKVERBINDING
ASSEMBLAGE EQUERRE A VISSER
SCREW CORNER CONNECTION
SCHRAUBECKWINKELVERBINDUNG

Schroefhoeken

VOLGORDE

1. Correct zagen
2. Ontbramen (indien noodzakelijk)
3. Stof en zaagresten verwijderen
4. Ontvetten met Reynafinish 60, art. nr. 086.9210.--
5. Reynaprotector aanbrengen, art. nr. 086.9209.--
6. Verlijmen in de profielkamer door middel van Reynaseal duo, art. nr. 084.9080.--
7. Verbinding tot stand brengen en schroeven
8. Zichtvlakken reinigen met Reynafinish 60, art. nr. 086.9210.--

Equerres à blocage

ORDRE

1. Tronçonnage correct
2. Ebavurage (si nécessaire)
3. Enlèvement de poussières et de copeaux de sciage
4. Degraissage avec Reynafinish 60, art. n° 086.9210.--
5. Application du Reynaprotector, art. n° 086.9209.--
6. Encollage dans la chambre du profilé au moyen de Reynaseal duo, art. n° 084.9080.--
7. Assemblage et vissage
8. Nettoyage des surfaces visible au moyen de Reynafinish 60, art. n° 086.9210.--

Screw corner cleats

SEQUENCE

1. Correct sawing
2. Deburring (if necessary)
3. Removing dust and saw-dust
4. Degreasing with Reynafinish 60, art. no 086.9210.--
5. Applying Reynaprotector, art. no 086.9209.--
6. Glueing in the profile chamber by means of Reynaseal duo, art. no. 084.9080.--
7. Assembly and screwing
8. Cleaning visible surfaces by means of Reynafinish 60 art. no. 086.9210.--

Schraubeckwinkel

REIHENFOLGE

1. Zuschneiden
2. Entgraten (falls erforderlich)
3. Staub und Sägereste entfernen
4. Entfetten mit Reynafinish 60, Art. nr. 086.9210.--
5. Reynaprotector aufbringen, Art. nr. 086.9209.--
6. Klebereinsatz in die Eckwinkelkammer mit Reynaseal duo, Art. nr. 084.9080.--
7. Verbinden und verschrauben
8. Die Sichtseiten säubern mit Reynafinish 60, Art. nr. 086.9210.--

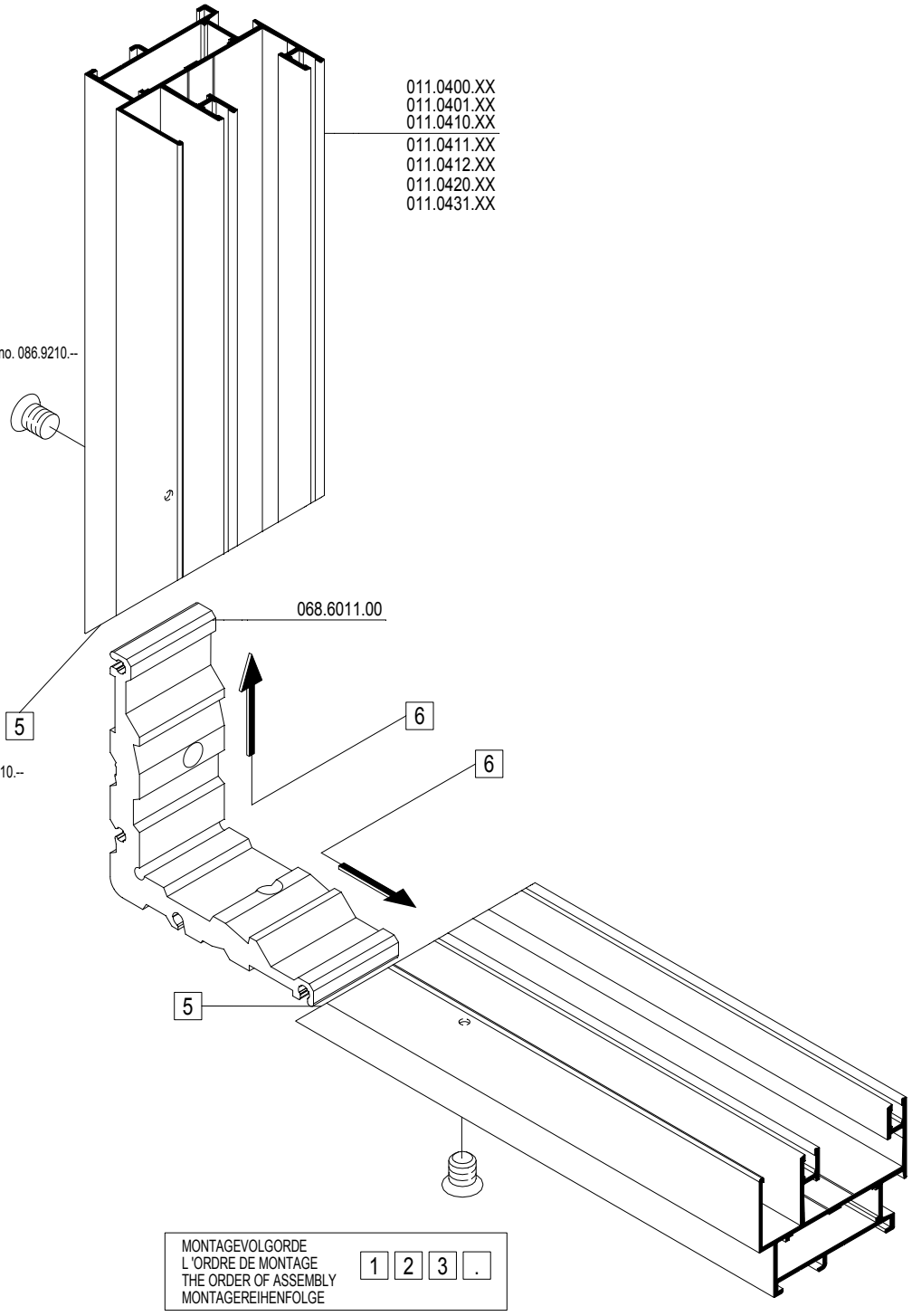

F

D0082900

CP 45Pa (GR)

SCHROEFHOEKVERBINDING
ASSEMBLAGE EQUERRE A VISSER
SCREW CORNER CONNECTION
SCHRAUBECKWINKELVERBINDUNG

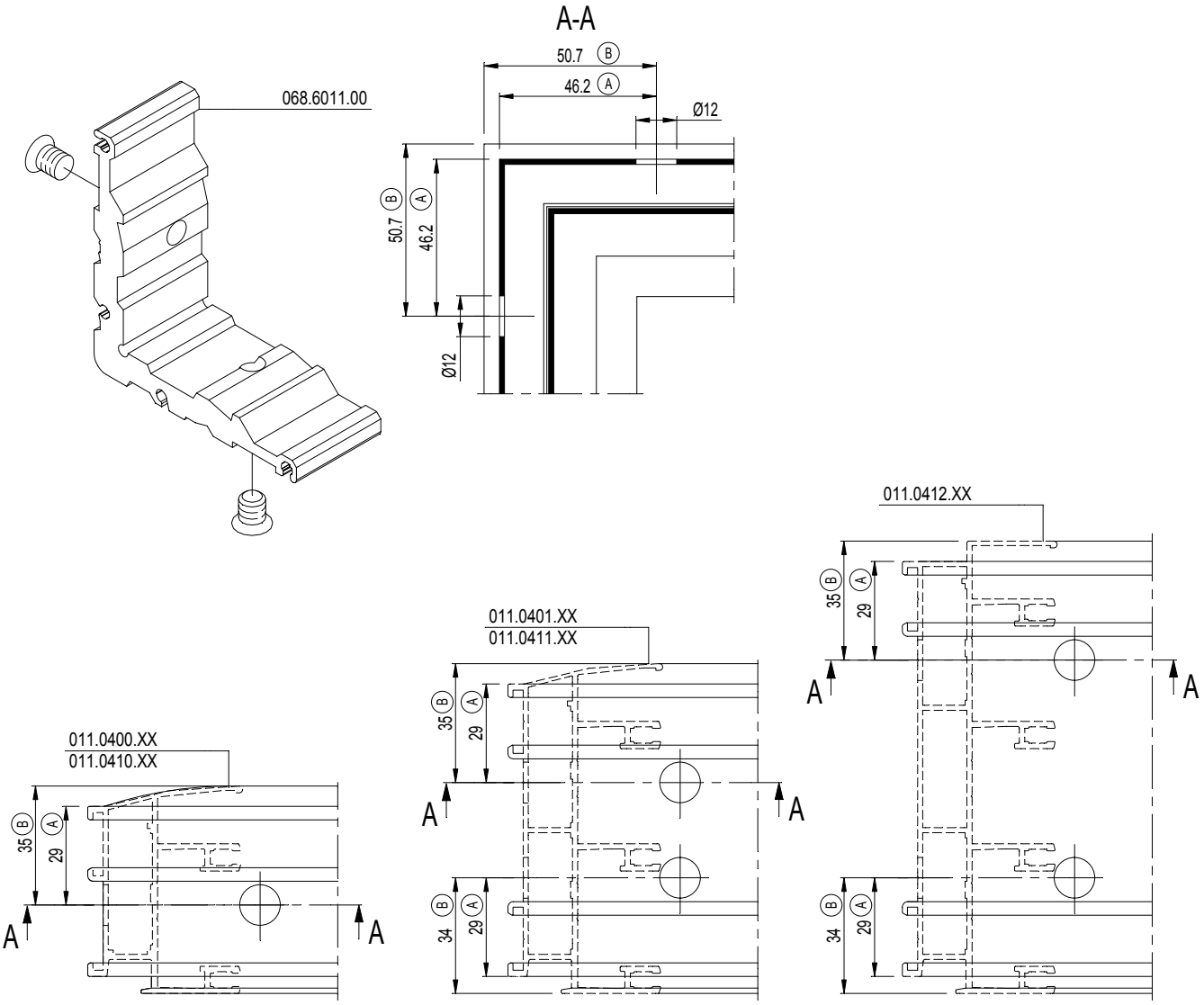

A		097.W600.00
		097.0563.00
B		SBZ 122 SBZ 140

D0082894

CP 45Pa (GR)

SCHROEFHOEKVERBINDING
ASSEMBLAGE EQUERRE A VISSER
SCREW CORNER CONNECTION
SCHRAUBECKWINKELVERBINDUNG

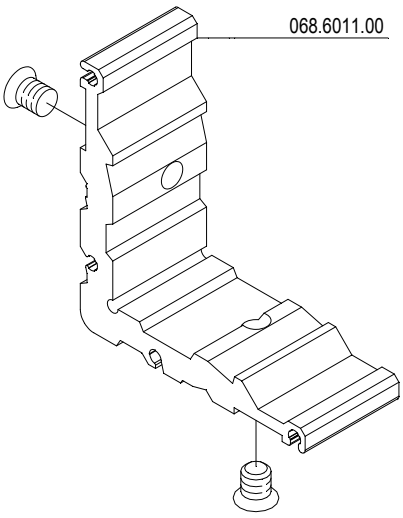

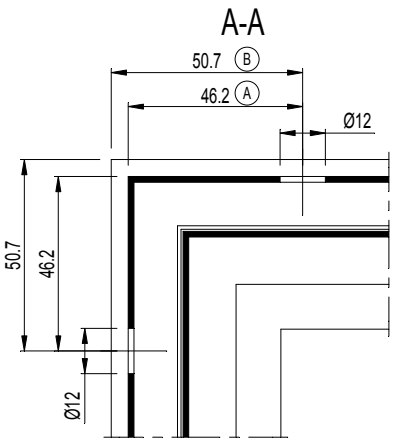

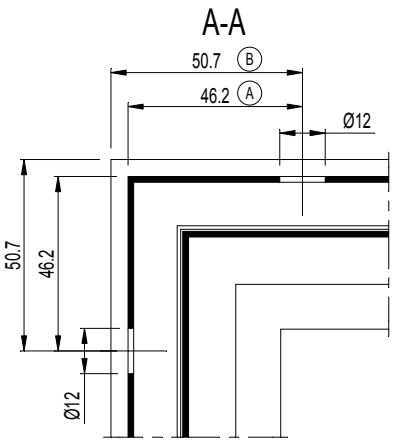

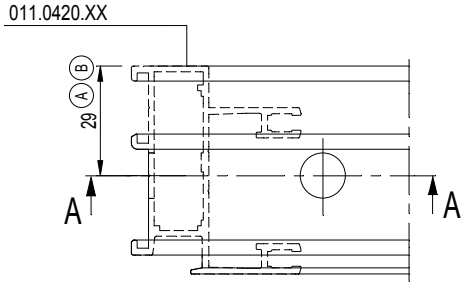

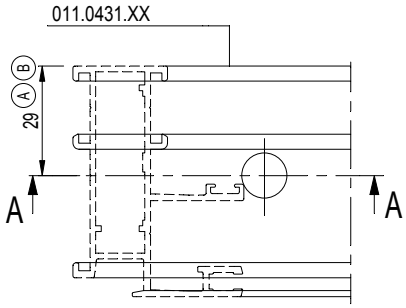

A		097.W600.00
		097.0563.00
B		SBZ 122 SBZ 140

F

D0082894

CP 45Pa (GR)

SCHROEFHOEKVERBINDING MONORAIL
ASSEMBLAGE EQUERRE A BLOCAGE MONORAIL
SCREW CORNER CONNECTION MONORAIL
SCHRAUBEKCKWINKELVERBINDUNG MONORAIL

Schroefhoeken

VOLGORDE

1. Correct zagen
2. Ontbramen (indien noodzakelijk)
3. Stof en zaagresten verwijderen
4. Ontvetten met Reynafinish 60, art. nr. 086.9210.--
5. Reynaprotector aanbrengen, art. nr. 086.9209.--
6. Verlijmen in de profielkamer door middel van Reynaseal duo, art. nr. 084.9080.--
7. Verbinding tot stand brengen en schroeven
8. Zichtvlakken reinigen met Reynafinish 60, art. nr. 086.9210.--

Equerres à blocage

ORDRE

1. Tronçonnage correct
2. Ebavurage (si nécessaire)
3. Enlèvement de poussières et de copeaux de sciage
4. Degraissage avec Reynafinish 60, art. n° 086.9210.--
5. Application du Reynaprotector, art. n° 086.9209.--
6. Encollage dans la chambre du profilé au moyen de Reynaseal duo, art. n° 084.9080.--
7. Assemblage et vissage
8. Nettoyage des surfaces visible au moyen de Reynafinish 60, art. n° 086.9210.--

Screw corner cleats

SEQUENCE

1. Correct sawing
2. Deburring (if necessary)
3. Removing dust and saw-dust
4. Degreasing with Reynafinish 60, art. no 086.9210.--
5. Applying Reynaprotector, art. no 086.9209.--
6. Glueing in the profile chamber by means of Reynaseal duo, art. no. 084.9080.--
7. Assembly and screwing
8. Cleaning visible surfaces by means of Reynafinish 60 art. no. 086.9210.--

Schraubeckwinkel

REIHENFOLGE

1. Zuschneiden
2. Entgraten (falls erforderlich)
3. Staub und Sägereste entfernen
4. Entfetten mit Reynafinish 60, Art. nr. 086.9210.--
5. Reynaprotector aufbringen, Art. nr. 086.9209.--
6. Klebereinsatz in die Eckwinkelkammer mit Reynaseal duo, Art. nr. 084.9080.--
7. Verbinden und verschrauben
8. Die Sichtseiten säubern mit Reynafinish 60, Art. nr. 086.9210.--

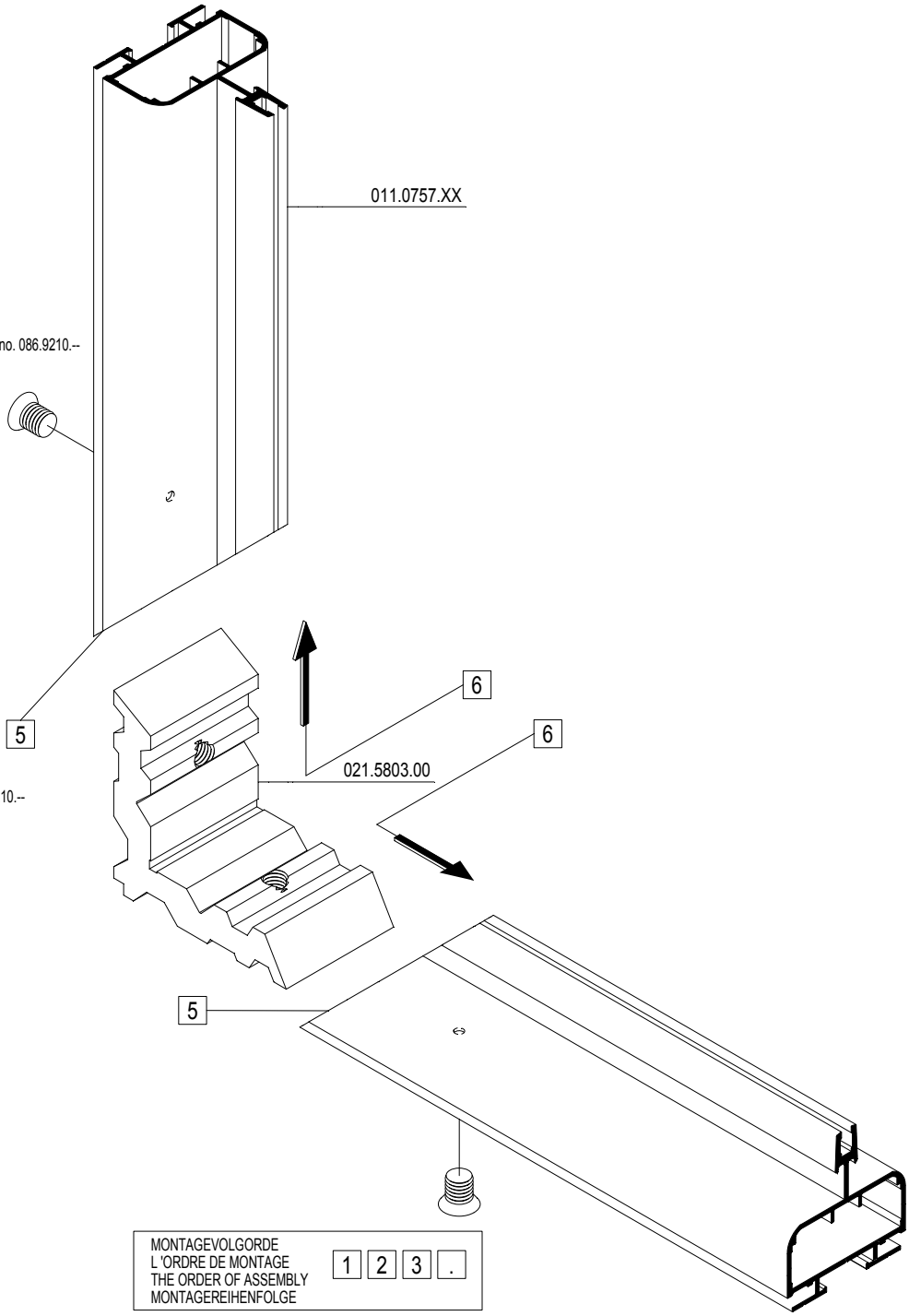

D0082911

F

CP 45Pa (GR)

SCHROEFHOEKVERBINDING MONORAIL
ASSEMBLAGE EQUERRE A BLOCAGE MONORAIL
SCREW CORNER CONNECTION MONORAIL
SCHRAUBEKCKWINKELVERBINDUNG MONORAIL

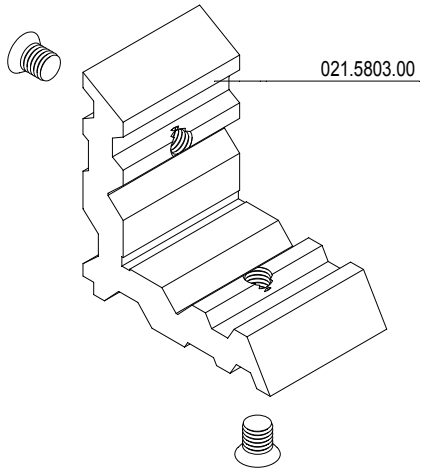

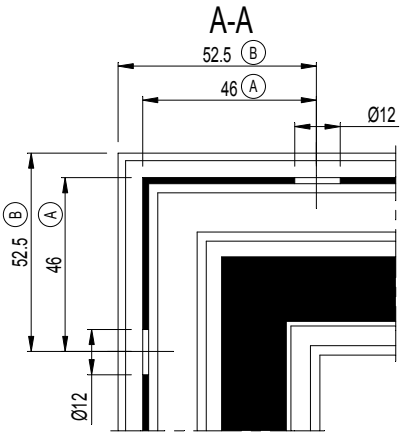

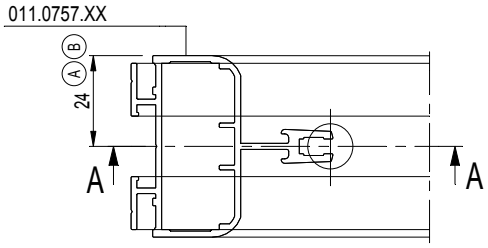

A		097.0176.00
B		SBZ 122 SBZ 140

F

D0082911

CP 45Pa (GR)

MONTAGE BUITENKADER FLAT BOTTOM 2-RAIL
ASSEMBLAGE DORMANT FLAT BOTTOM 2-RAIL
ASSEMBLY OUTER FRAME FLAT BOTTOM 2-RAIL
MONTAGE BLENDRAHMEN FLAT BOTTOM 2-RAIL

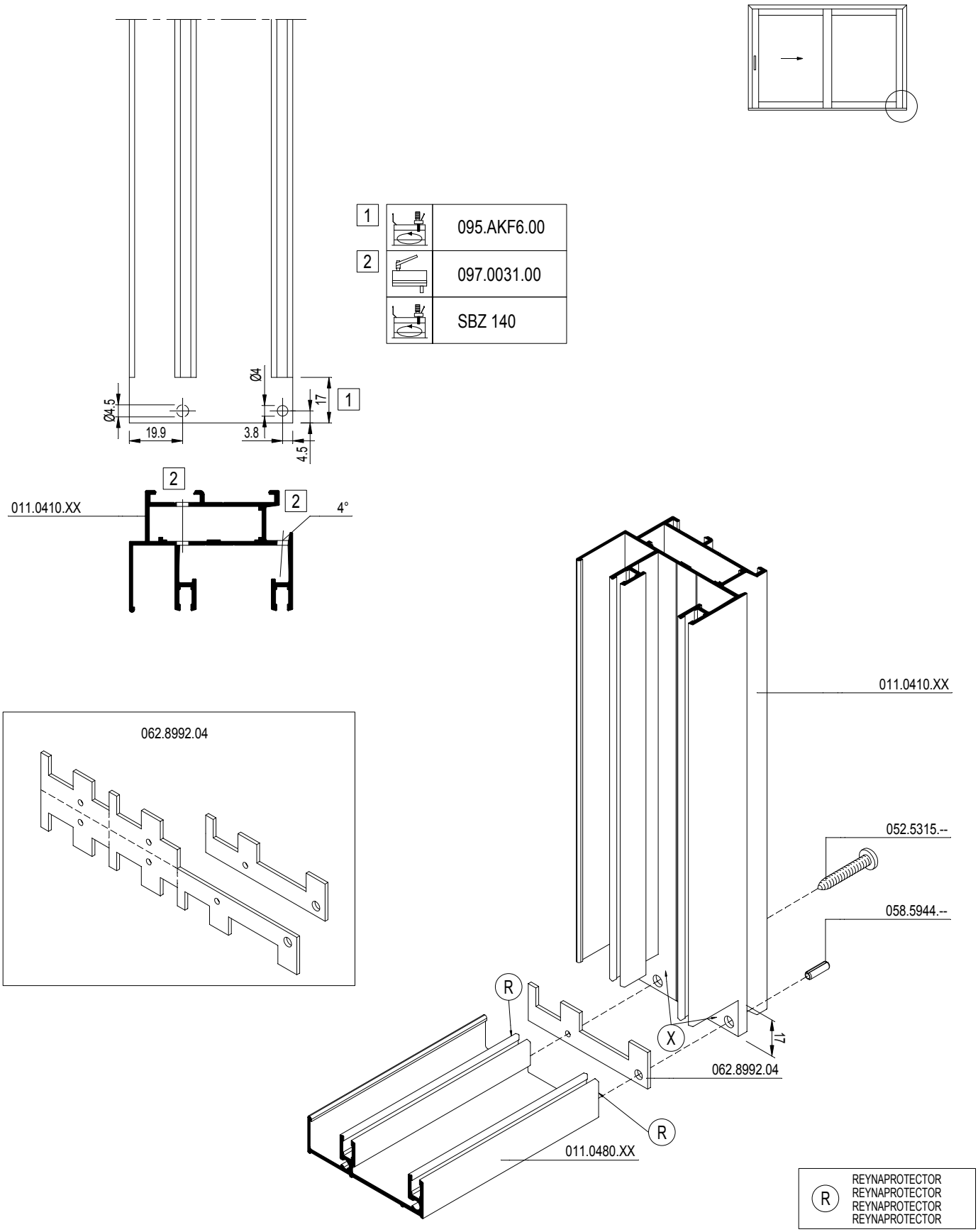

F

MONTAGE BUITENKADER FLAT BOTTOM 3-RAIL
ASSEMBLAGE DORMANT FLAT BOTTOM 3-RAIL
ASSEMBLY OUTER FRAME FLAT BOTTOM 3-RAIL
MONTAGE BLENDRAHMEN FLAT BOTTOM 3-RAIL

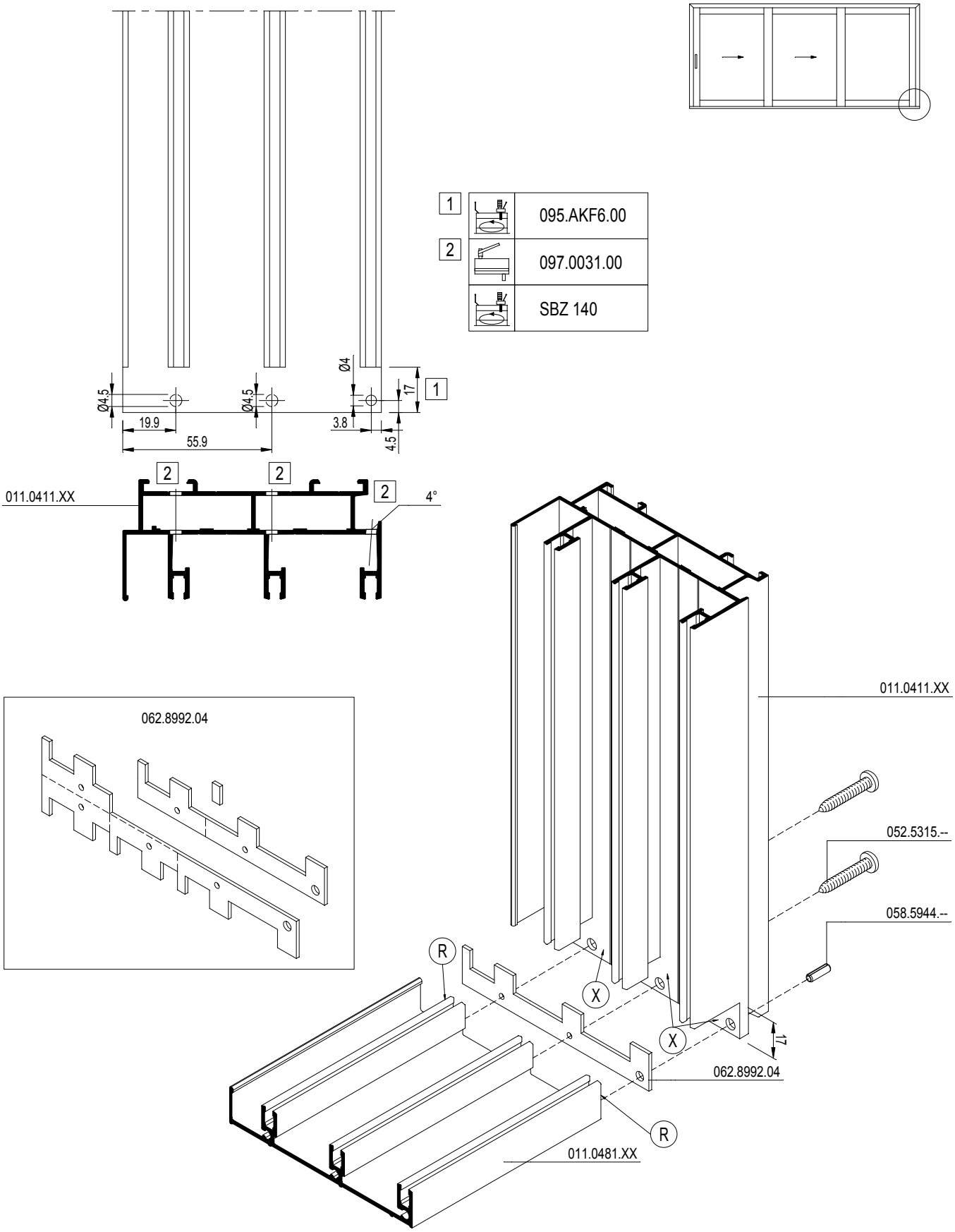

F

D0082928

CP 45Pa (GR)

MONTAGE BUITENKADER FLAT BOTTOM 4-RAIL
ASSEMBLAGE DORMANT FLAT BOTTOM 4-RAIL
ASSEMBLY OUTER FRAME FLAT BOTTOM 4-RAIL
MONTAGE BLENDRAHMEN FLAT BOTTOM 4-RAIL

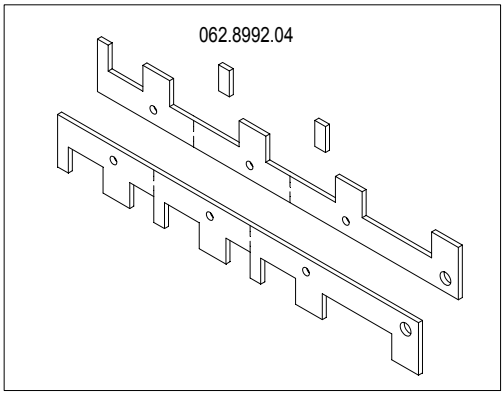

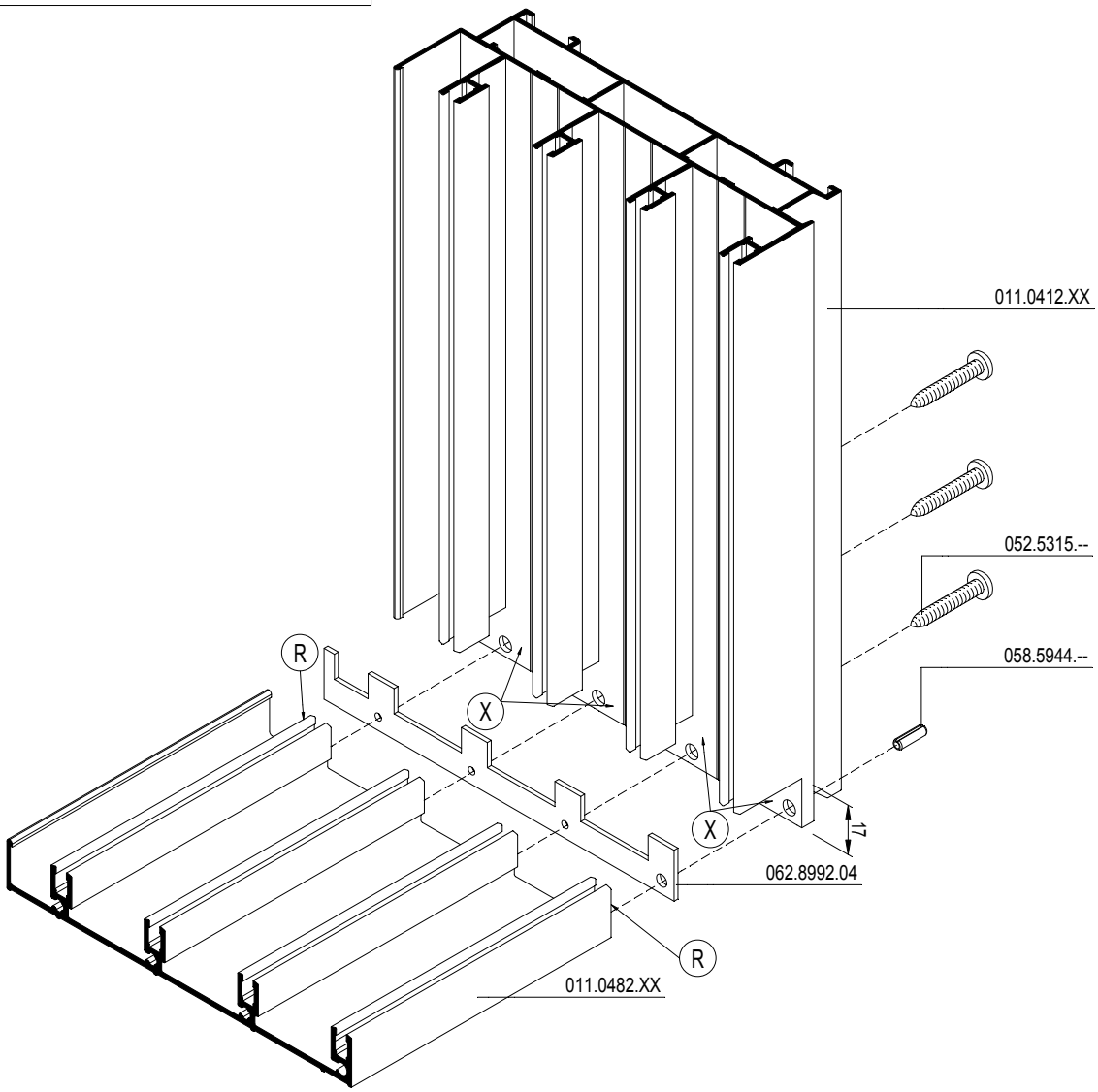

R	REYNAPROTECTOR REYNAPROTECTOR REYNAPROTECTOR REYNAPROTECTOR
MONTAGEVOLGORDE L 'ORDRE DE MONTAGE THE ORDER OF ASSEMBLY MONTAGEREIHENFOLGE	1 2 3 .
X	DICHTINGSMIDDEL MATIERE D'ETANCHEITE SEALING AGENT ABDICHTUNG

D0082933

F

MONTAGE BUITENKADER FLAT BOTTOM 4-RAIL
ASSEMBLAGE DORMANT FLAT BOTTOM 4-RAIL
ASSEMBLY OUTER FRAME FLAT BOTTOM 4-RAIL
MONTAGE BLENDRAHMEN FLAT BOTTOM 4-RAIL

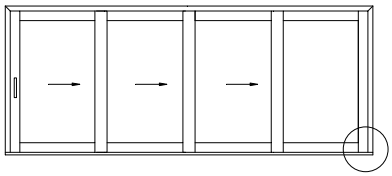

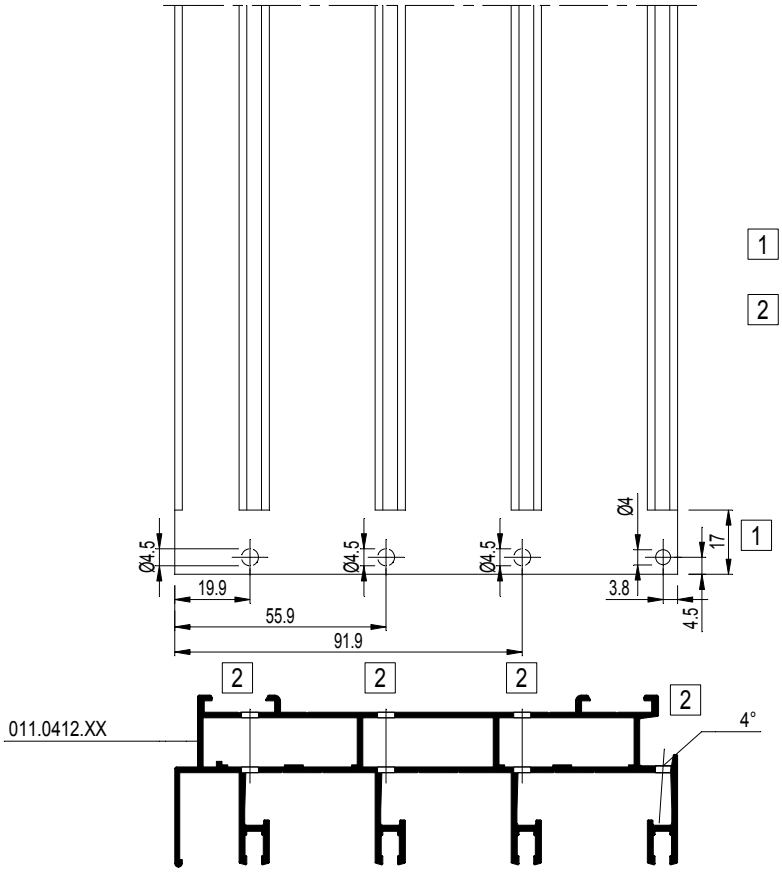

1		095.AKF6.00
2		097.0031.00
		SBZ 140

F

D0082933

CP 45Pa (GR)

MONTAGE BUITENKADER MONORAIL
ASSEMBLAGE DORMANT MONORAIL
ASSEMBLY OUTER FRAME MONORAIL
MONTAGE BLENDRAHMEN MONORAIL

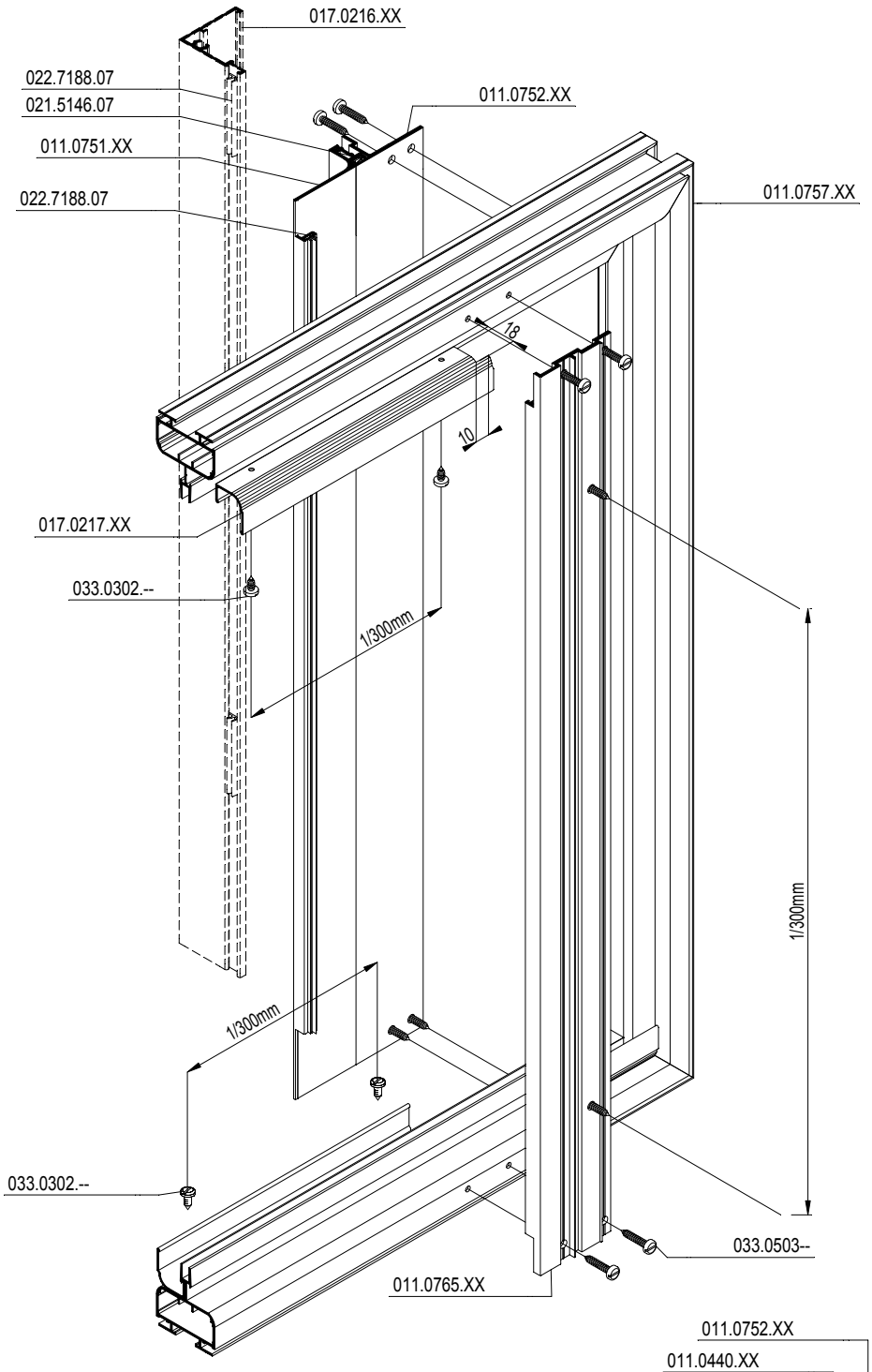

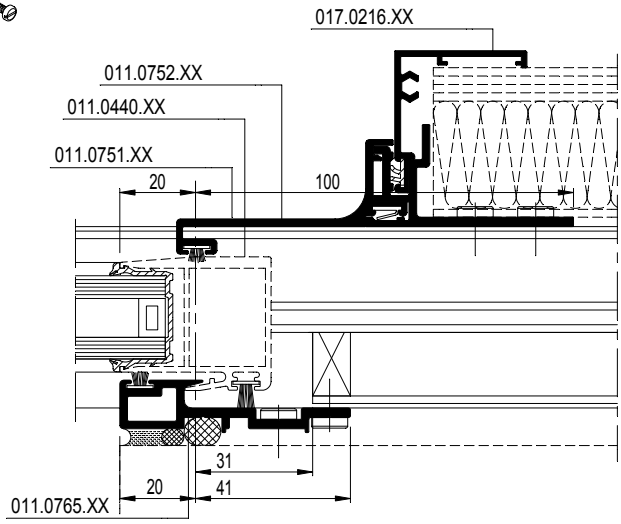

D0083566

F

CP 45Pa (GR)

MONTAGE BUITENKADER MONORAIL
ASSEMBLAGE DORMANT MONORAIL
ASSEMBLY OUTER FRAME MONORAIL
MONTAGE BLENDRAHMEN MONORAIL

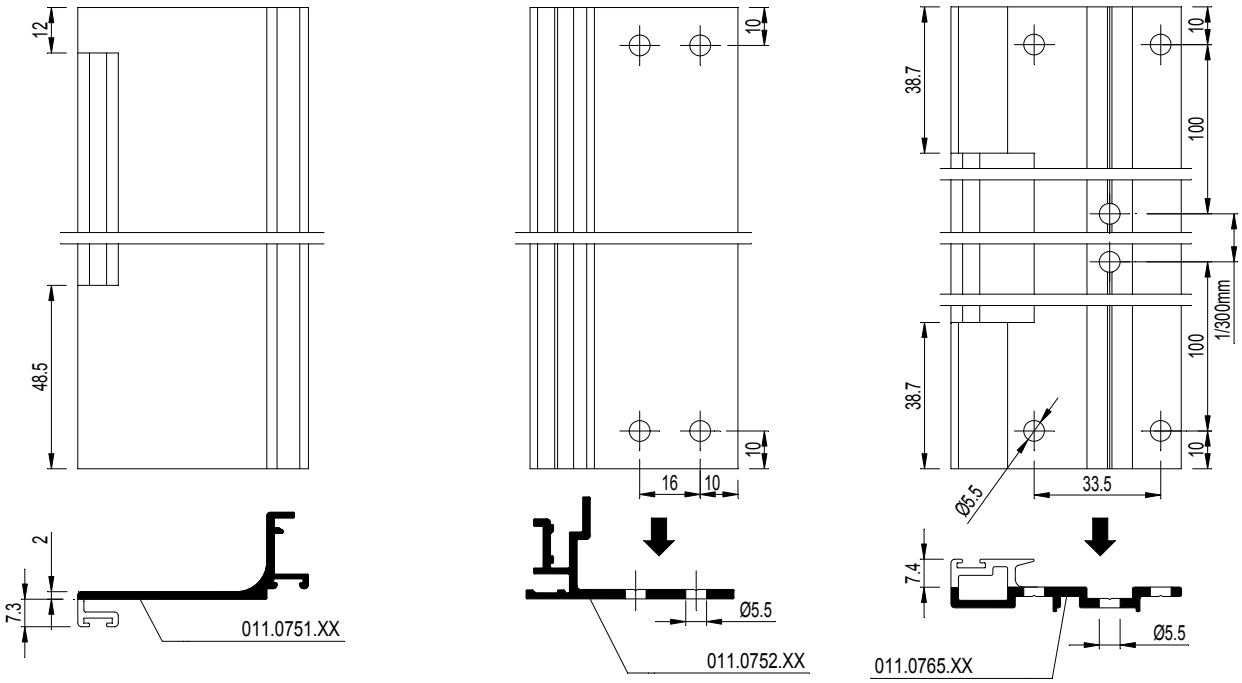

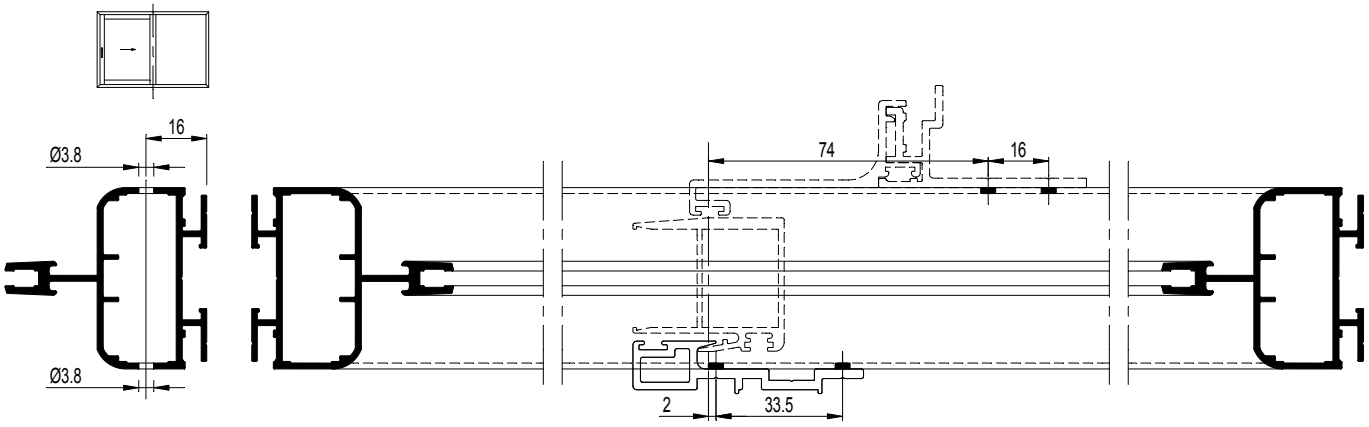

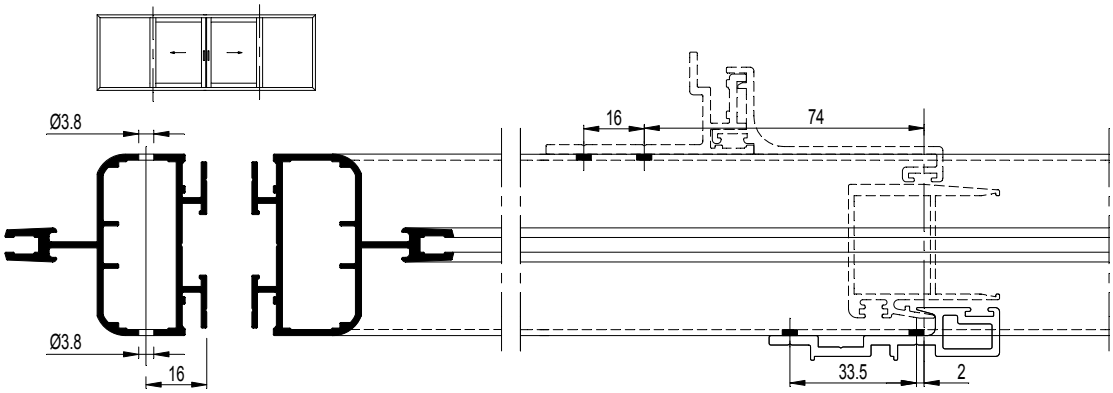

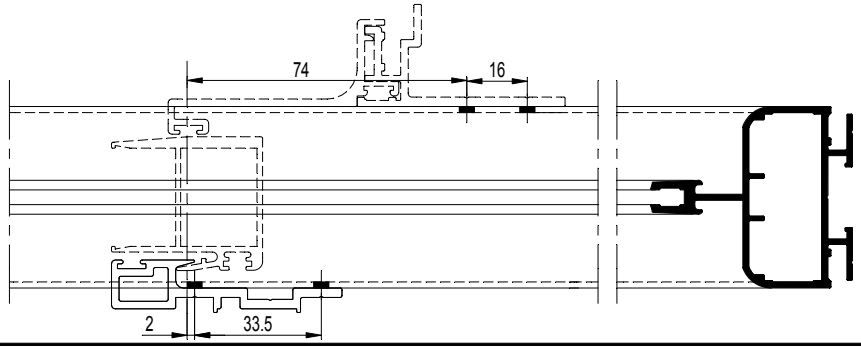

F

D0083566

CP 45Pa (GR)

UITFREZING VLEUGEL ONDER/BOVEN
FRAISAGE OUVRANT HAUT ET BAS
MILLING 1 VENT BOTTOM/TOP
AUSFRAESUNG OBEN/UNTEN

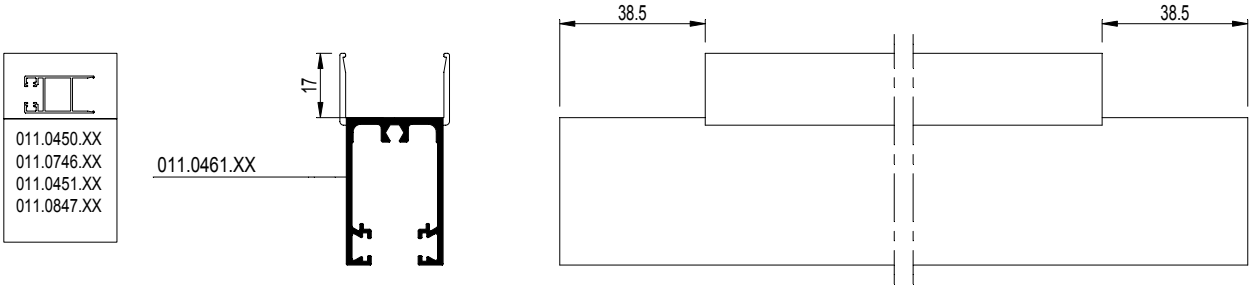

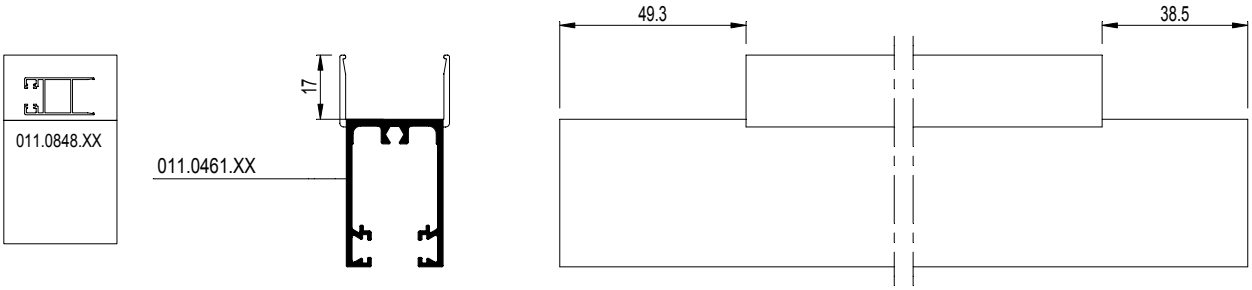

F



097.W600.00

D0082921

CP 45Pa (GR)

UITFREZING VLEUGEL ONDER/BOVEN
FRAISAGE OUVRANT HAUT ET BAS
MILLING 1 VENT BOTTOM/TOP
AUSFRAESUNG OBEN/UNTEN

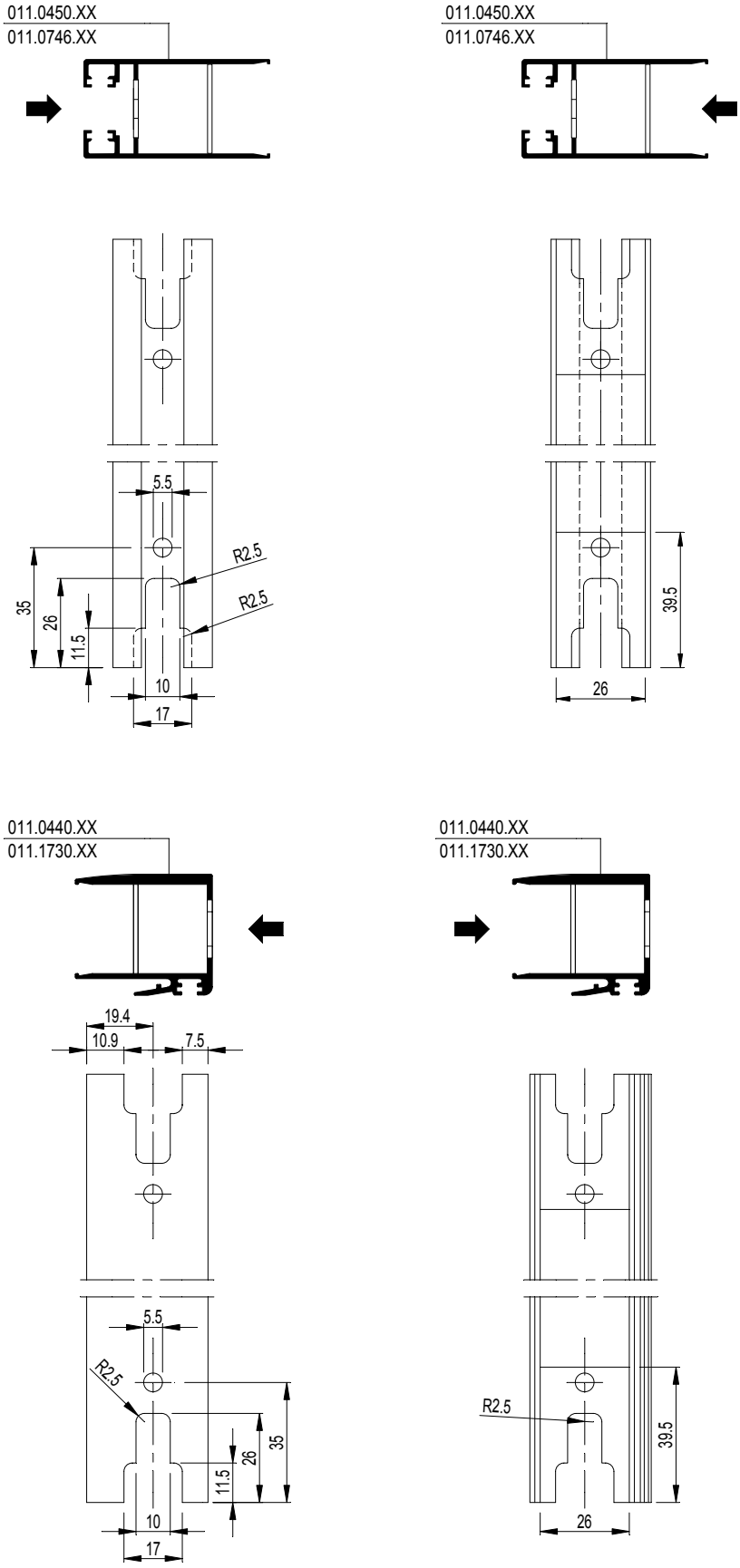

097.W600.00

F

D0082921

CP 45Pa (GR)

UITFREZING VLEUGEL ONDER/BOVEN
FRAISAGE OUVRANT HAUT ET BAS
MILLING 1 VENT BOTTOM/TOP
AUSFRAESUNG OBEN/UNTEN

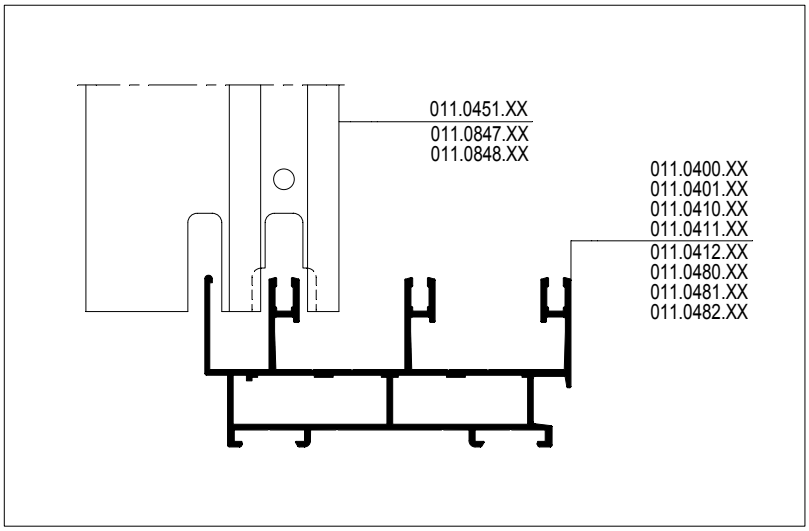

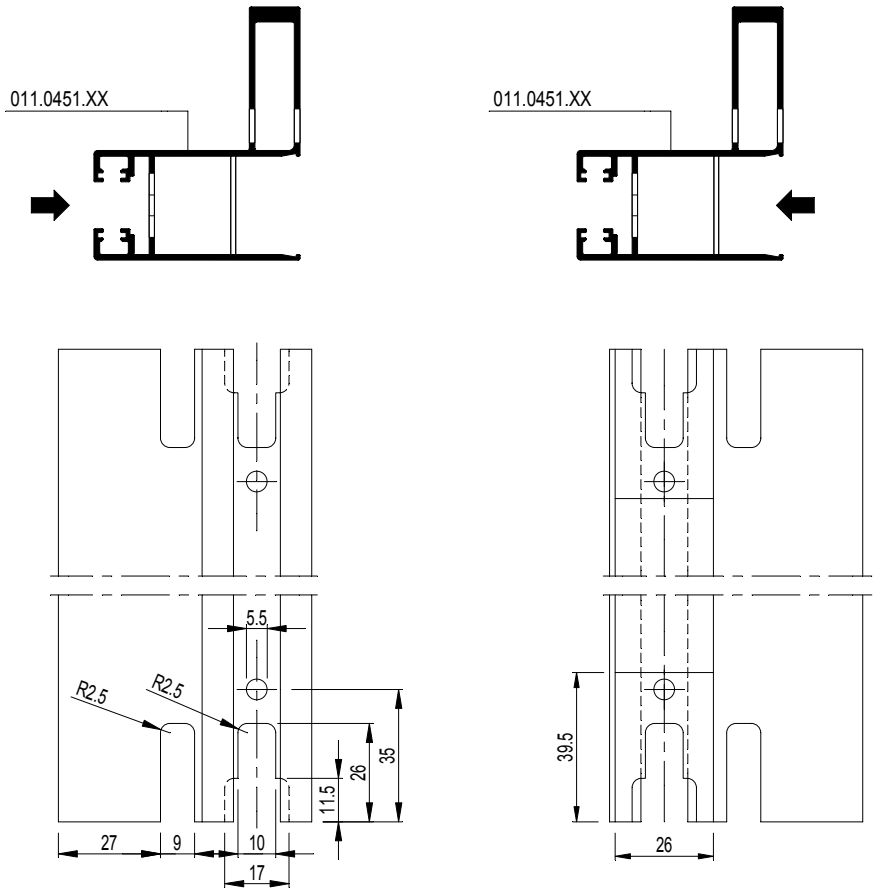

F

097.W600.00

D0083025

CP 45Pa (GR)

UITFREZING VLEUGEL ONDER/BOVEN
FRAISAGE OUVRANT HAUT ET BAS
MILLING 1 VENT BOTTOM/TOP
AUSFRAESUNG OBEN/UNTEN

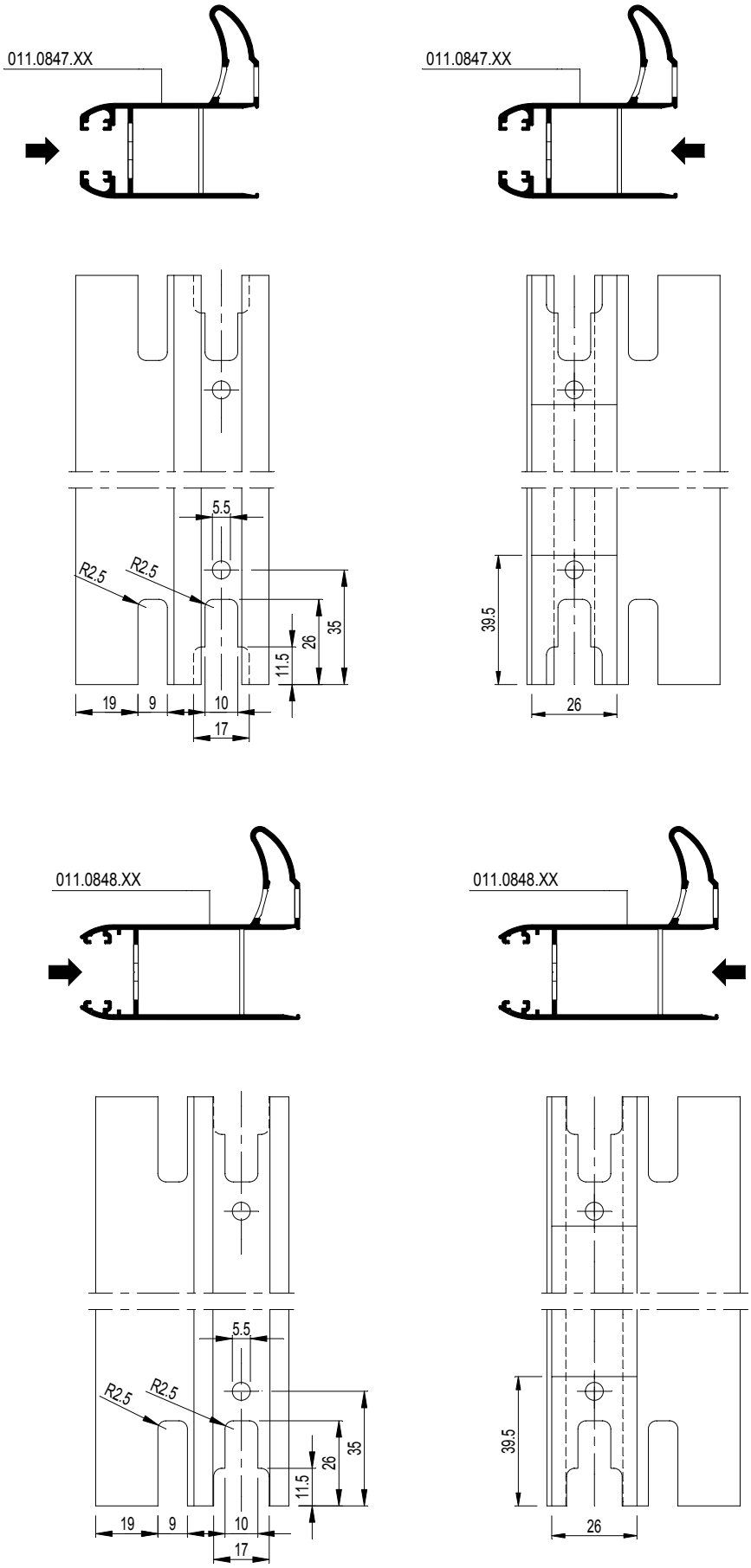

097.W600.00

D0083025

F

CP 45Pa (GR)

UITFREZING VLEUGEL ONDER/BOVEN
FRAISAGE OUVRANT HAUT ET BAS
MILLING 1 VENT BOTTOM/TOP
AUSFRAESUNG OBEN/UNTEN

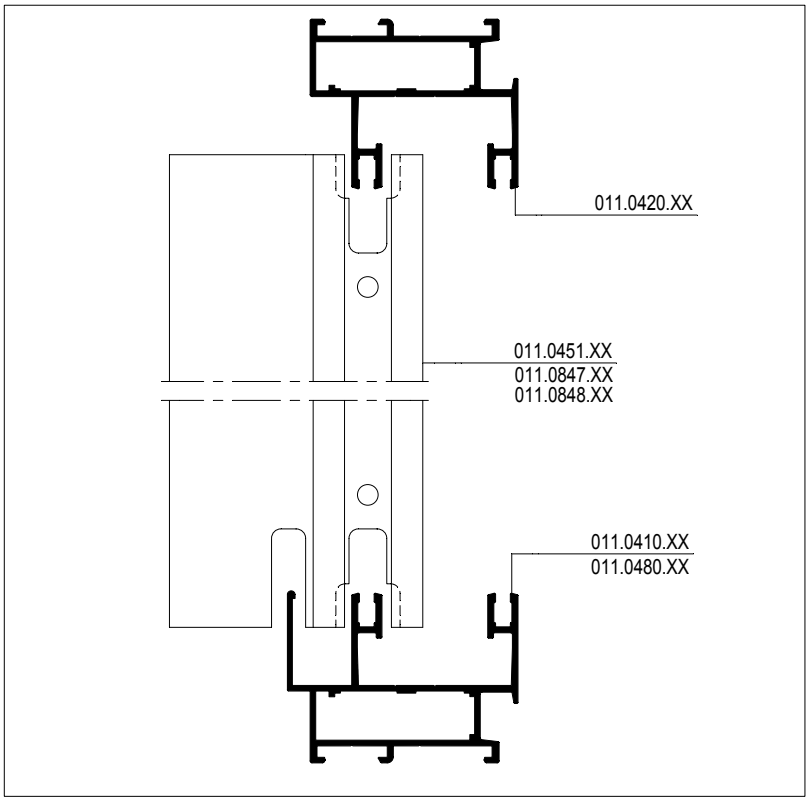

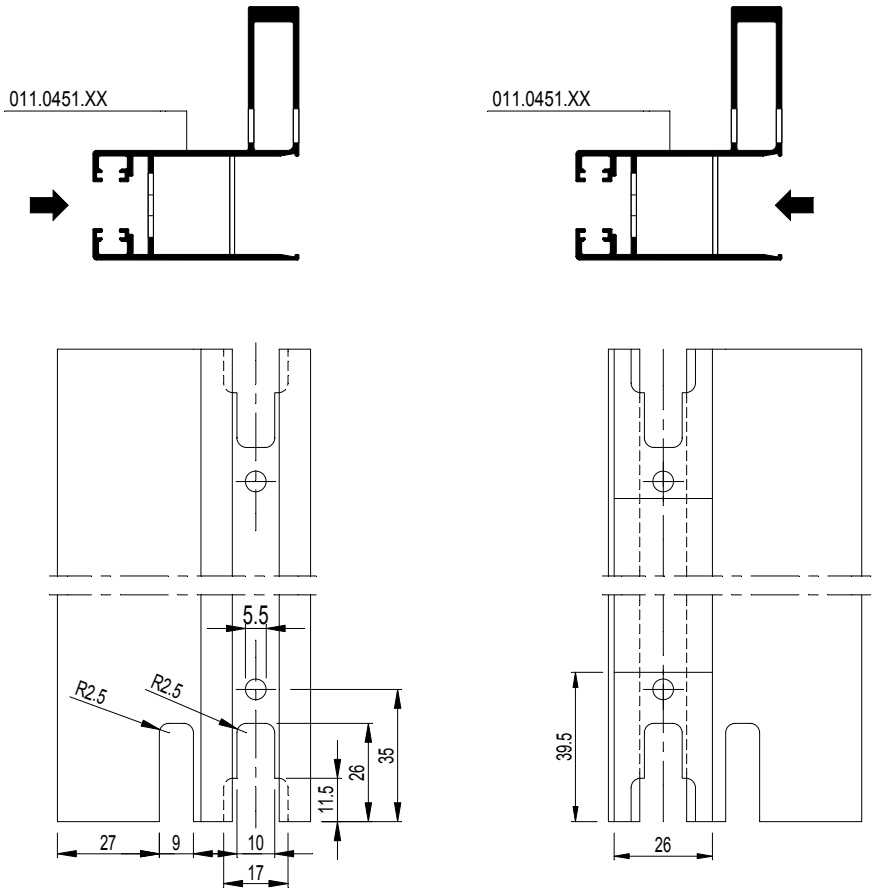

	097.W600.00

D0083029

F

CP 45Pa (GR)

UITFREZING VLEUGEL ONDER/BOVEN
FRAISAGE OUVRANT HAUT ET BAS
MILLING 1 VENT BOTTOM/TOP
AUSFRAESUNG OBEN/UNTEN

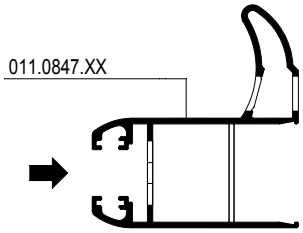

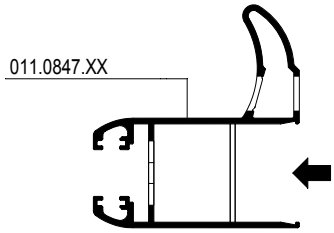

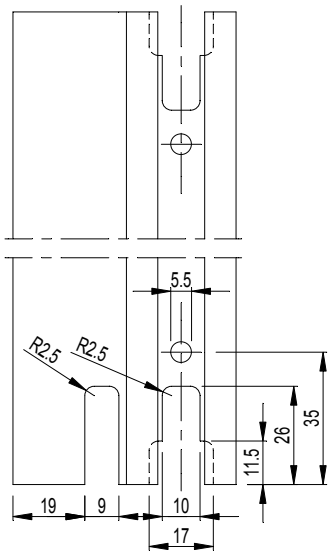

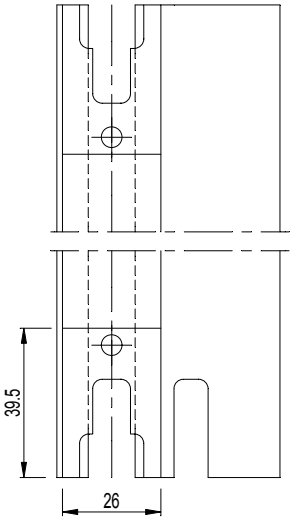

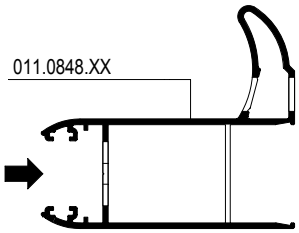

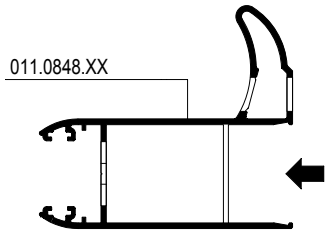

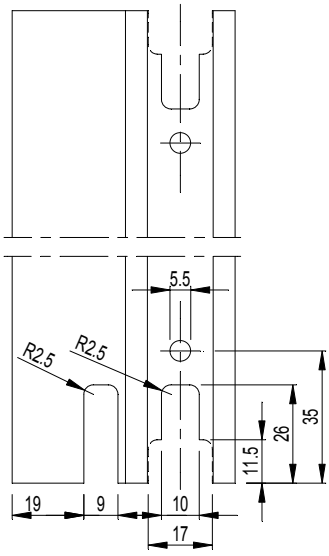

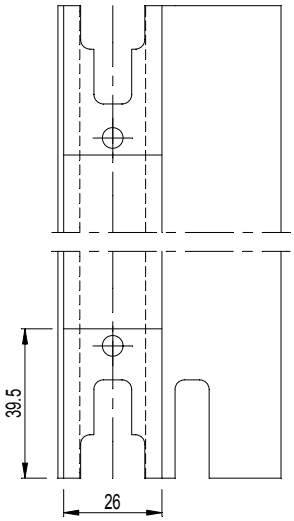

097.W600.00

D0083029

F

CP 45Pa (GR)

UITFREZING VLEUGEL ONDER/BOVEN
FRAISAGE OUVRANT HAUT ET BAS
MILLING 1 VENT BOTTOM/TOP
AUSFRAESUNG OBEN/UNTEN

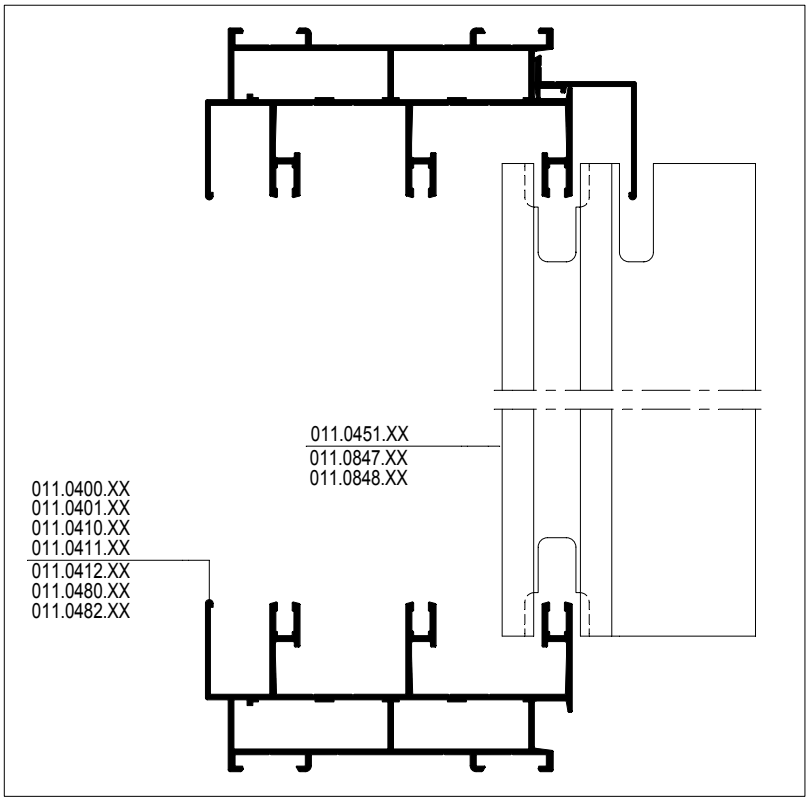

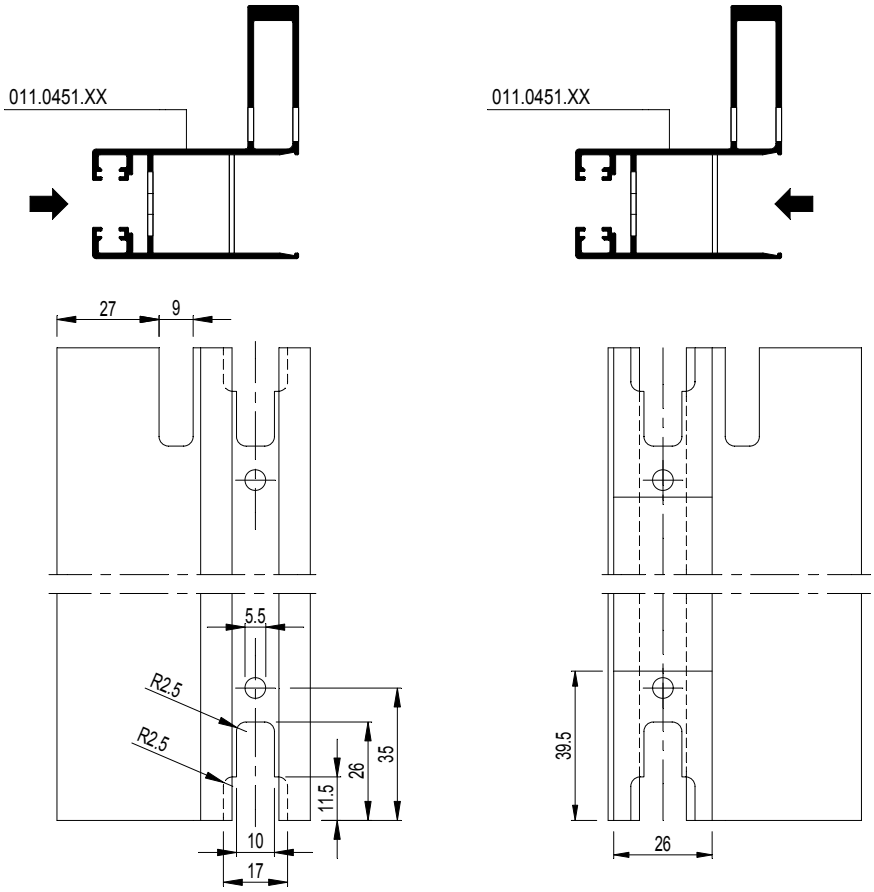

097.W600.00

D0083031

F

CP 45Pa (GR)

UITFREZING VLEUGEL ONDER/BOVEN
FRAISAGE OUVRANT HAUT ET BAS
MILLING 1 VENT BOTTOM/TOP
AUSFRAESUNG OBEN/UNTEN

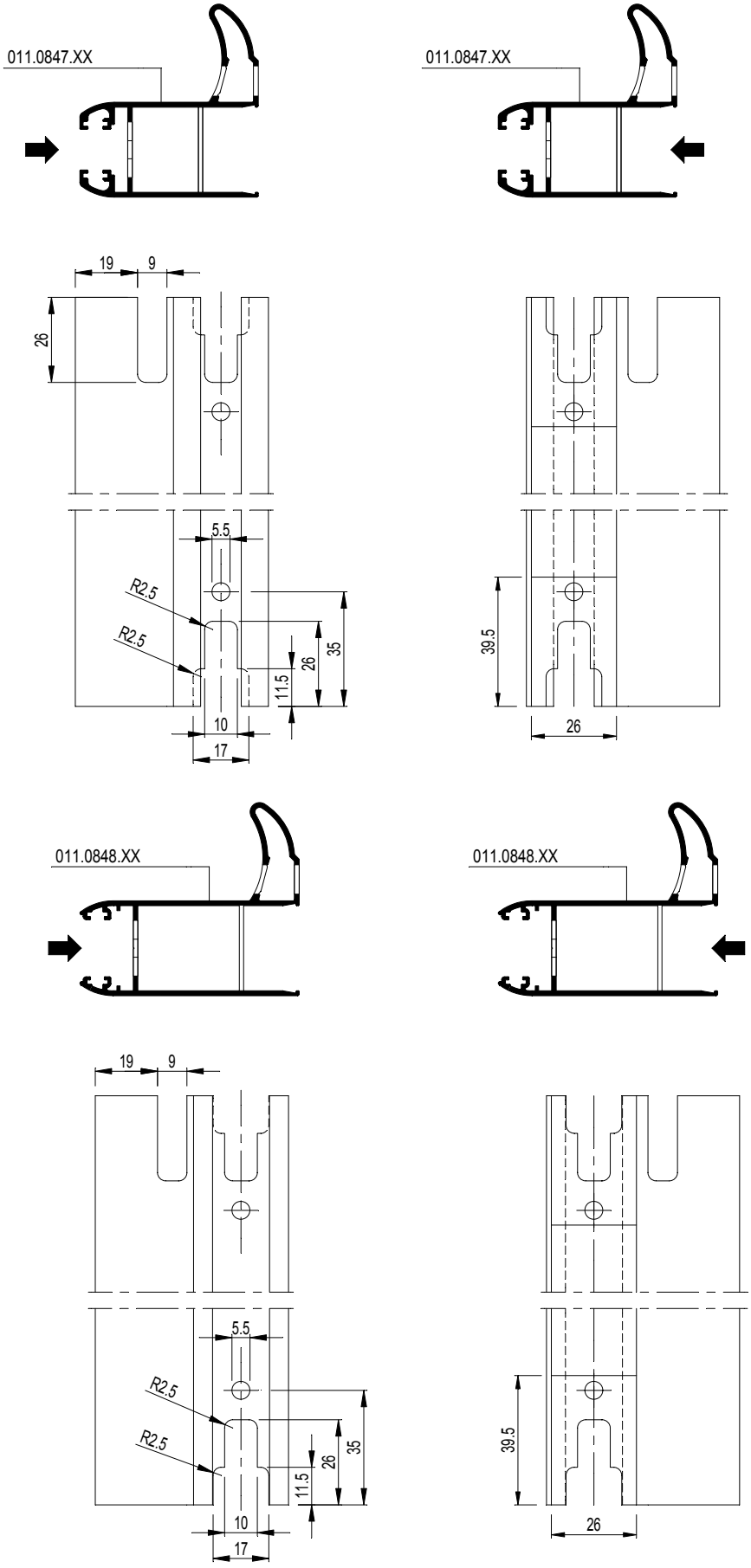

097.W600.00

F

D0083031

CP 45Pa (GR)

UITFREZING VLEUGEL ONDER/BOVEN
FRAISAGE OUVRANT HAUT ET BAS
MILLING 1 VENT BOTTOM/TOP
AUSFRAESUNG OBEN/UNTEN

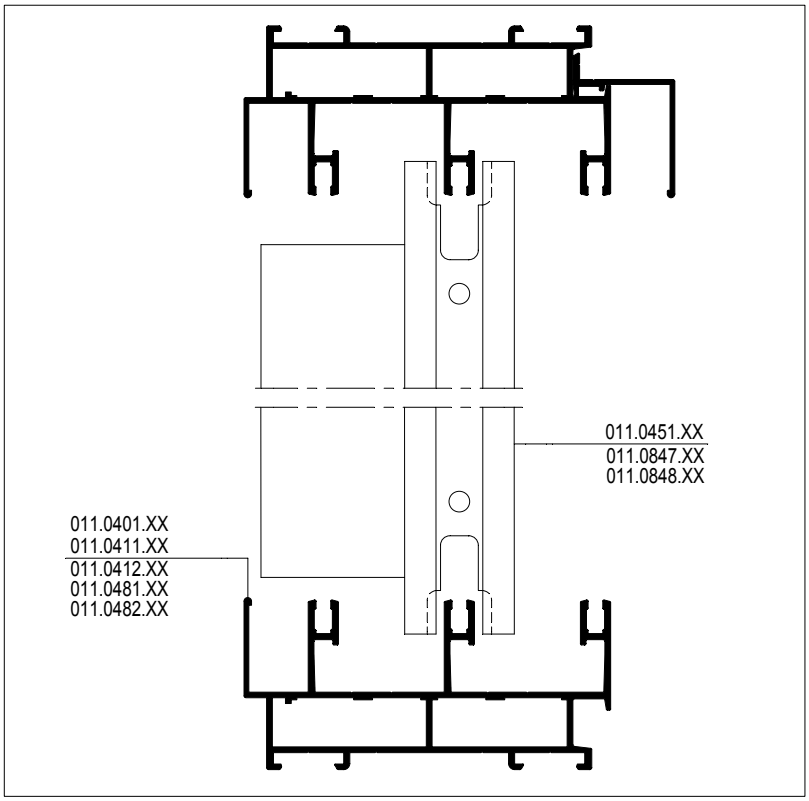

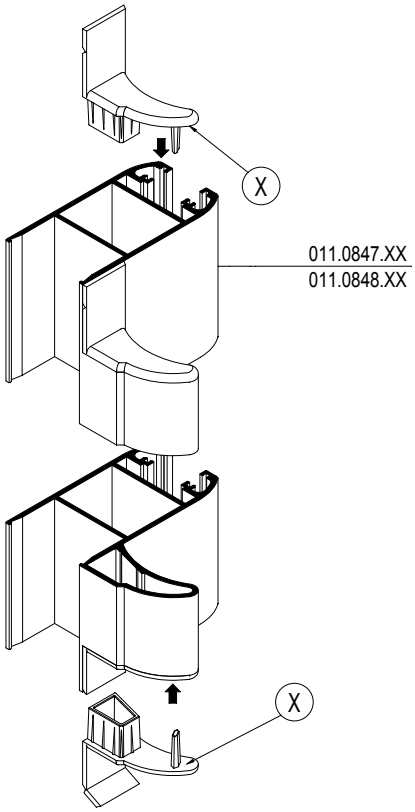

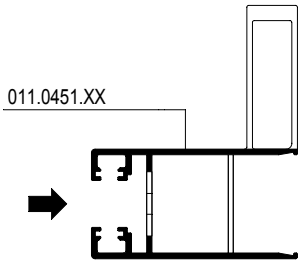

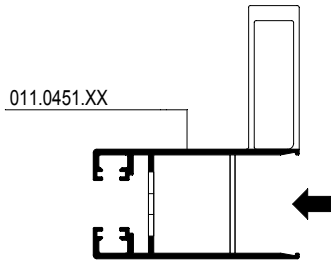

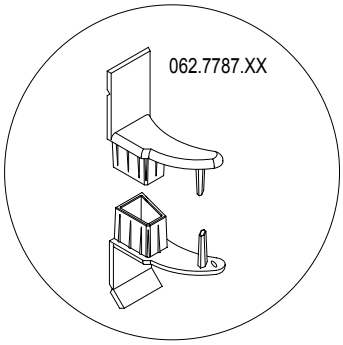

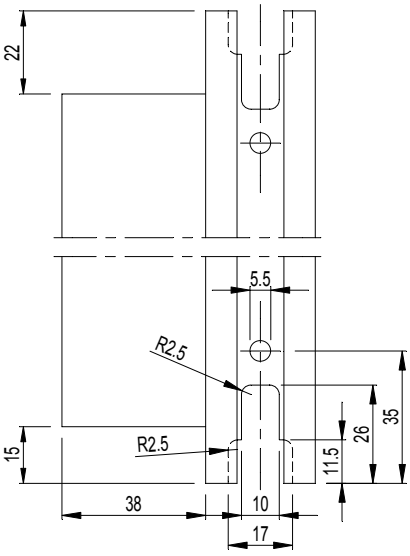

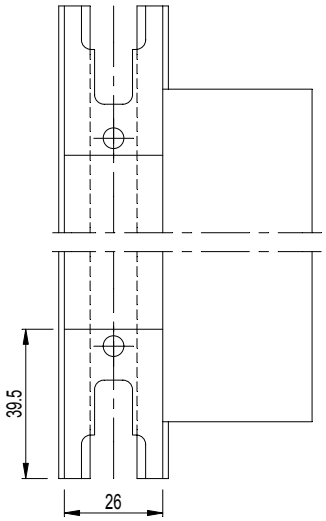

	097.W600.00

D0083032

F

CP 45Pa (GR)

UITFREZING VLEUGEL ONDER/BOVEN
FRAISAGE OUVRANT HAUT ET BAS
MILLING 1 VENT BOTTOM/TOP
AUSFRAESUNG OBEN/UNTEN

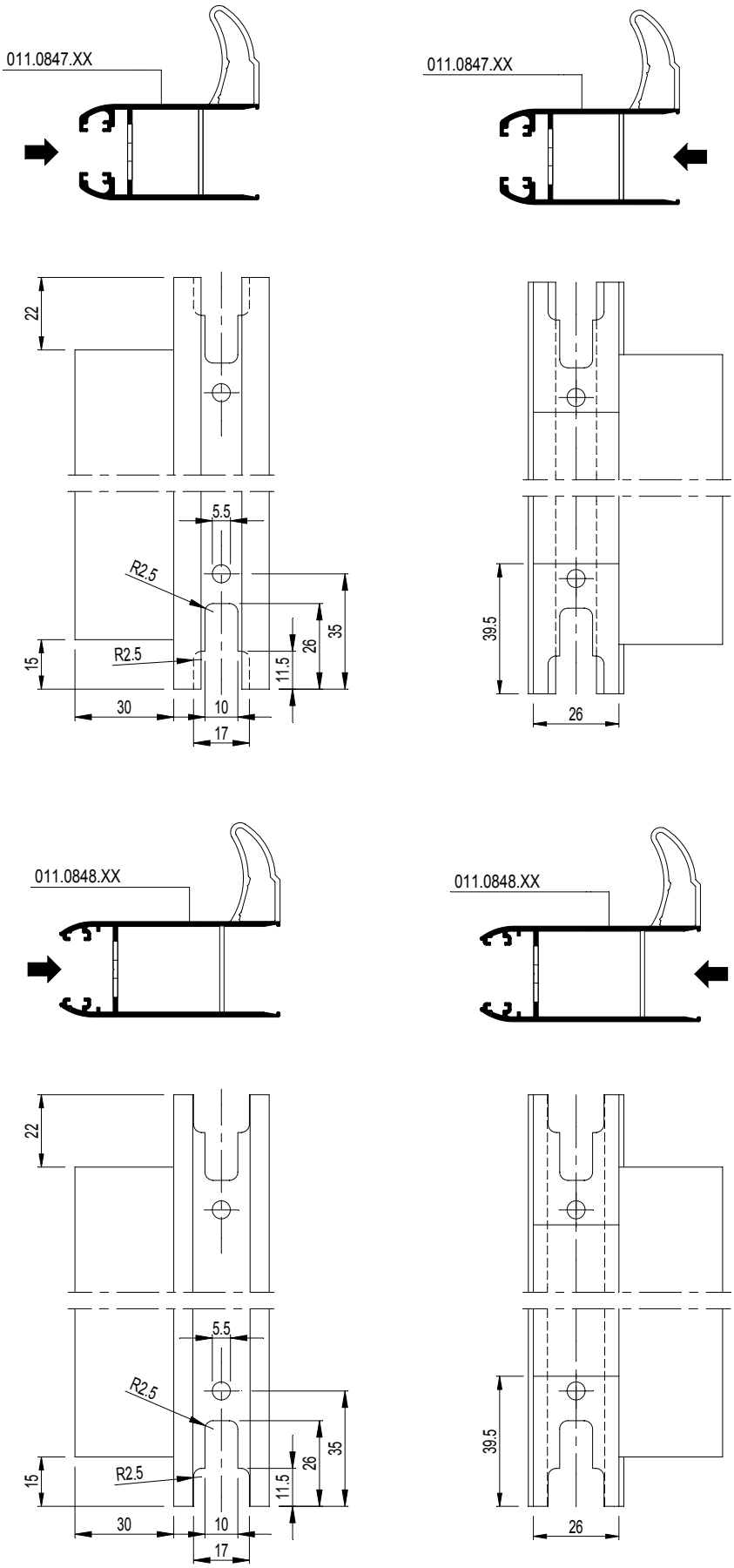

097.W600.00

D0083032

F

CP 45Pa (GR)

UITFREZING MIDDENVLEUGEL
FRAISAGE MONTANT CENTRAL
MILLING CENTRAL VENT
AUSFRAESUNG MITTELFLUEGEL

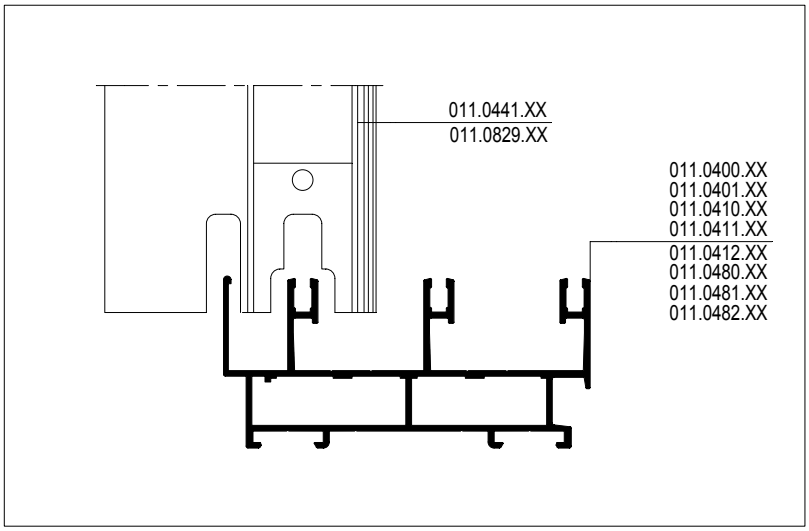

F

097.W600.00

D0083309

CP 45Pa (GR)

UITFREZING MIDDENVLEUGEL
FRAISAGE MONTANT CENTRAL
MILLING CENTRAL VENT
AUSFRAESUNG MITTELFLUEGEL

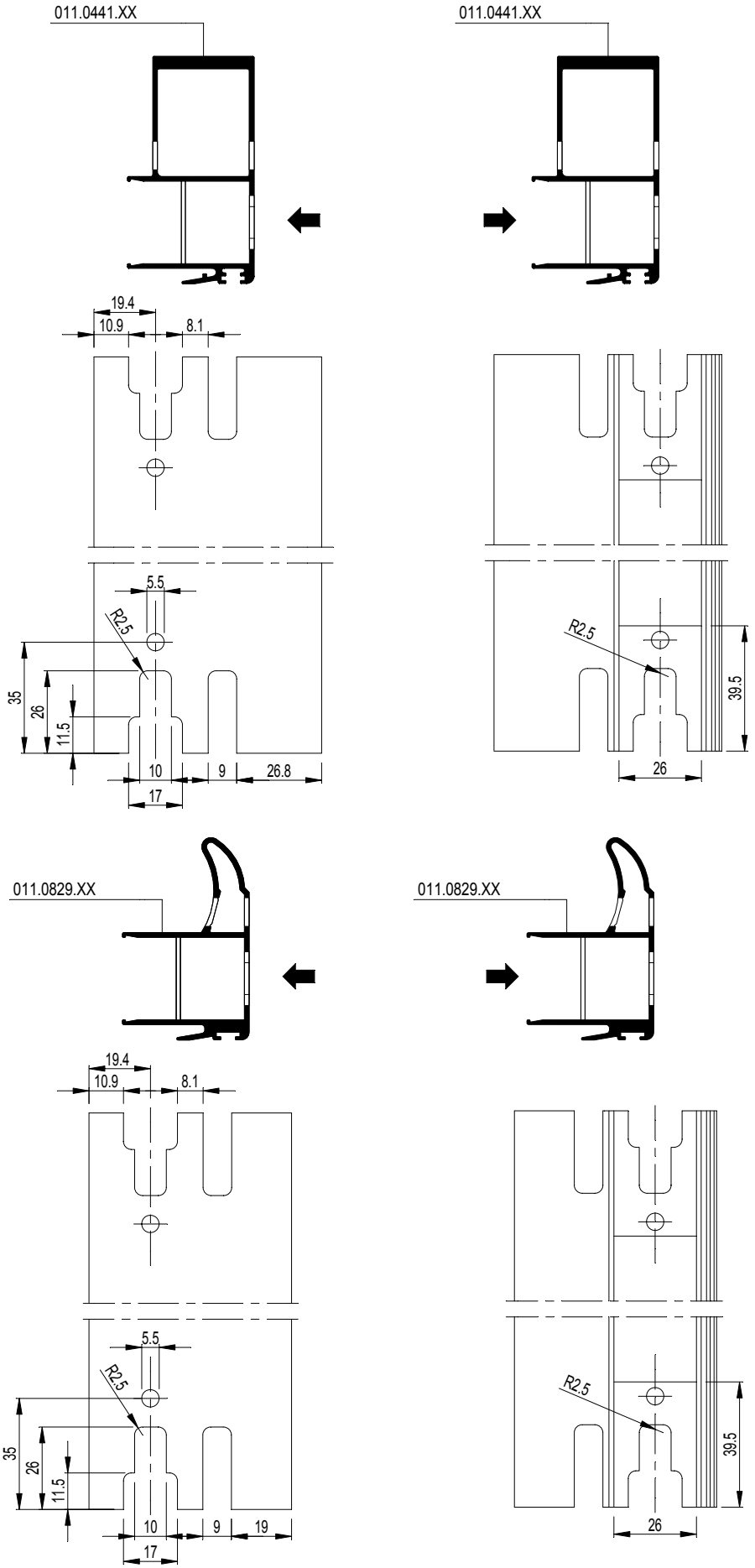

097.W600.00

D0083309

F

CP 45Pa (GR)

UITFREZING MIDDENVLEUGEL
FRAISAGE MONTANT CENTRAL
MILLING CENTRAL VENT
AUSFRAESUNG MITTELFLUEGEL

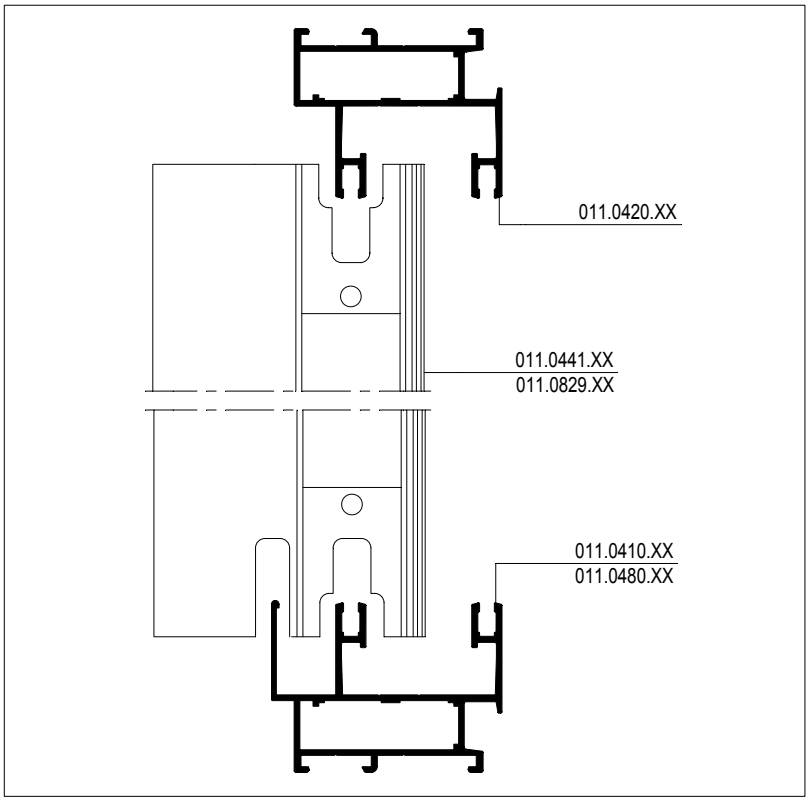

F

097.W600.00

D0083324

CP 45Pa (GR)

UITFREZING MIDDENVLEUGEL
FRAISAGE MONTANT CENTRAL
MILLING CENTRAL VENT
AUSFRAESUNG MITTELFLUEGEL

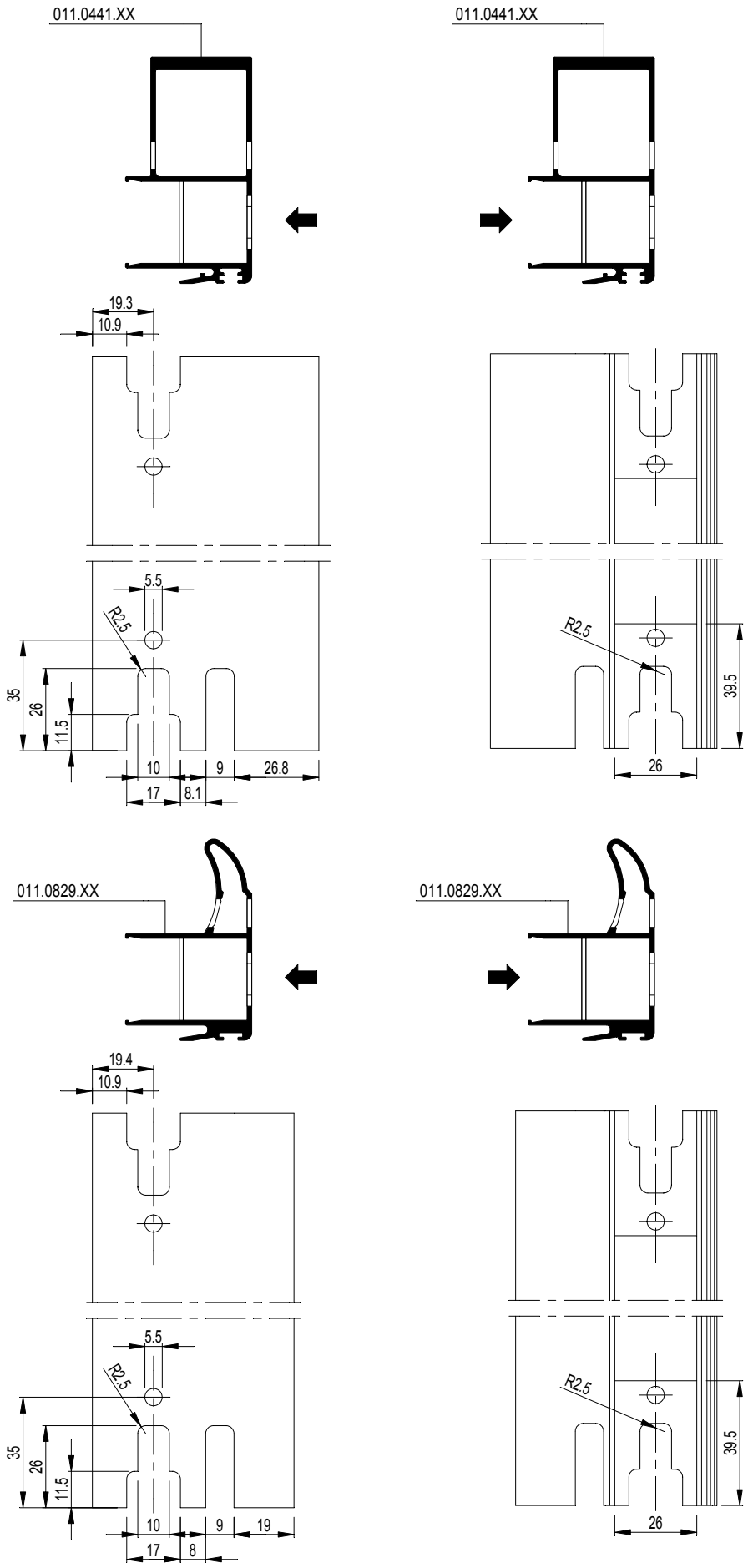

097.W600.00

D0083324

F

CP 45Pa (GR)

UITFREZING MIDDENVLEUGEL
FRAISAGE MONTANT CENTRAL
MILLING CENTRAL VENT
AUSFRAESUNG MITTELFLUEGEL

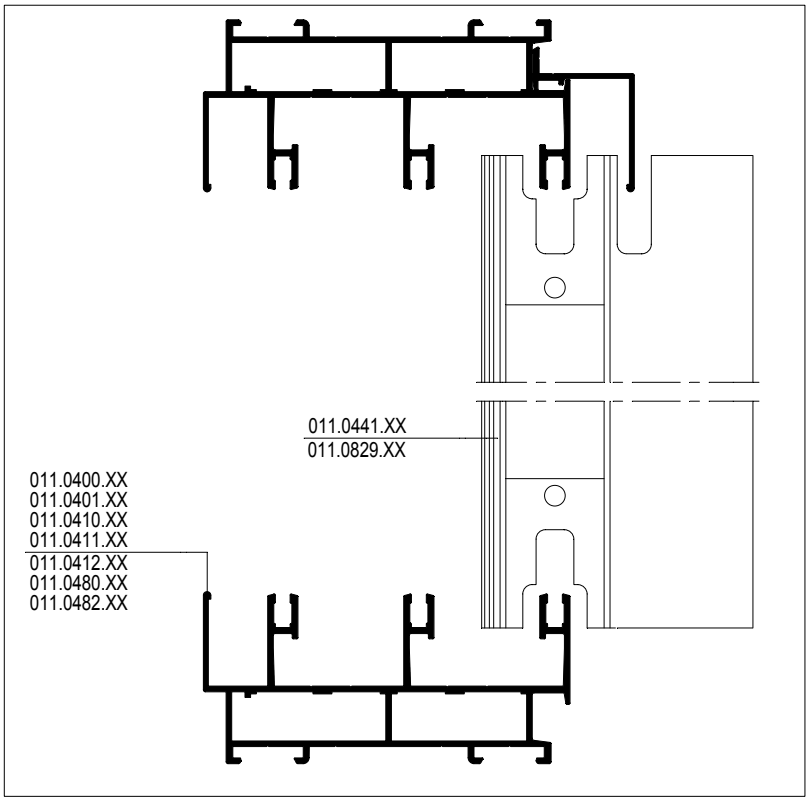

F

097.W600.00

D0083334

CP 45Pa (GR)

UITFREZING MIDDENVLEUGEL
FRAISAGE MONTANT CENTRAL
MILLING CENTRAL VENT
AUSFRAESUNG MITTELFLUEGEL

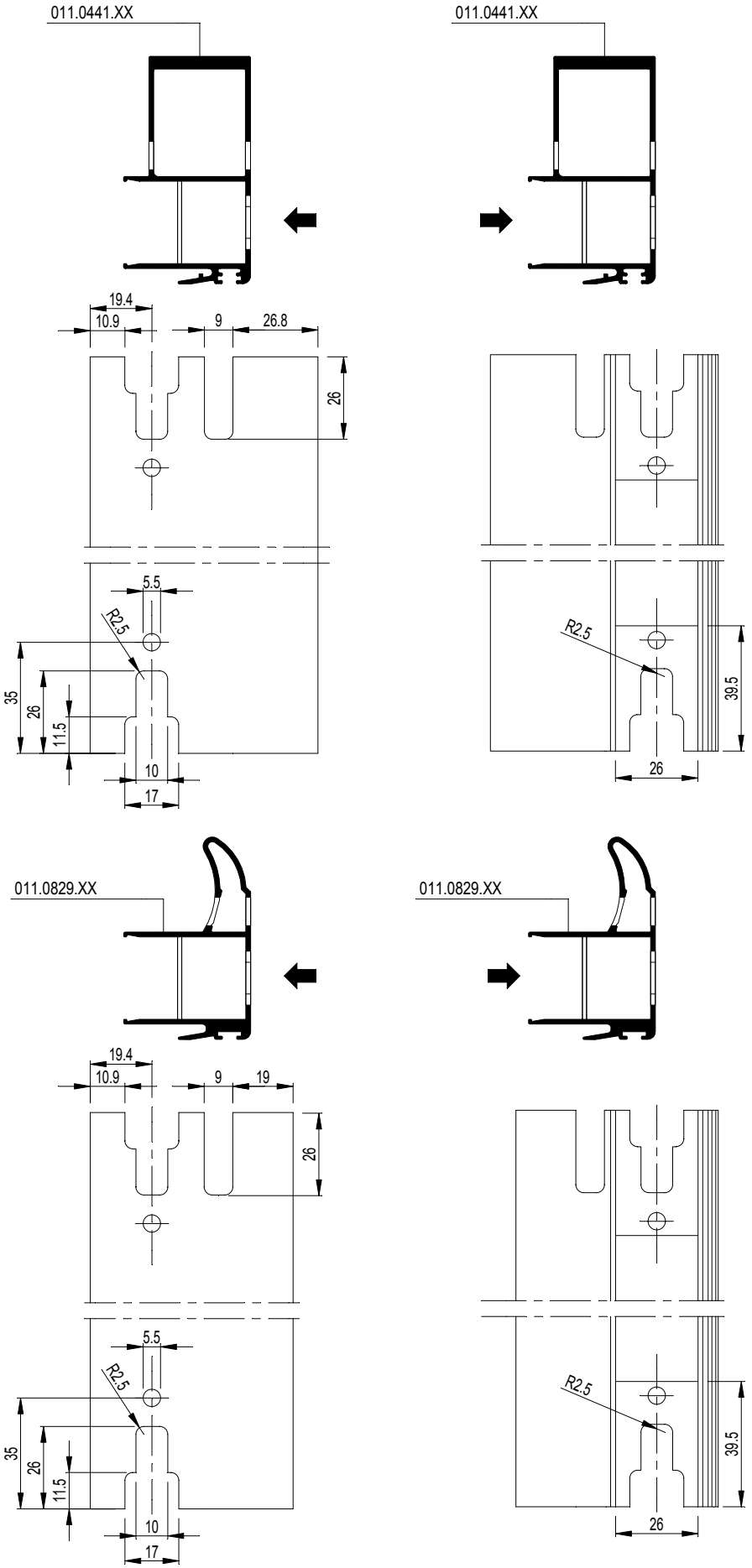

097.W600.00

D0083334

F

CP 45Pa (GR)

UITFREZING MIDDENVLEUGEL
FRAISAGE MONTANT CENTRAL
MILLING CENTRAL VENT
AUSFRAESUNG MITTELFLUEGEL

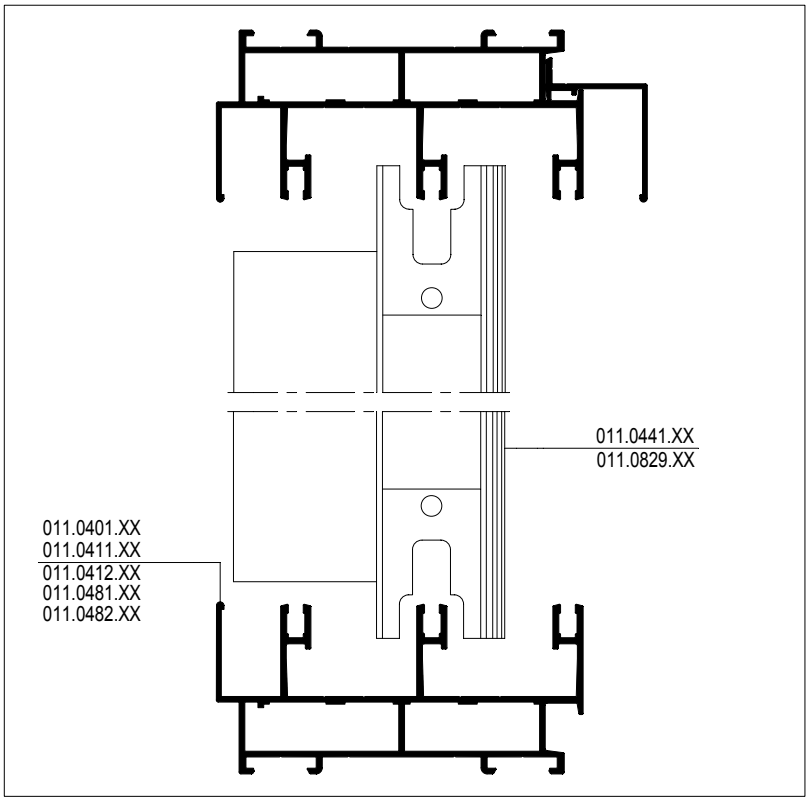

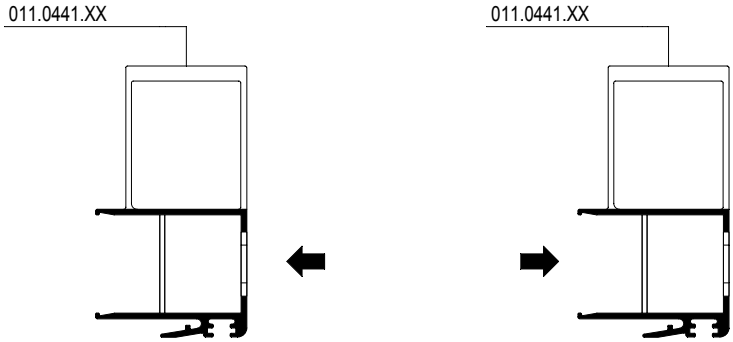

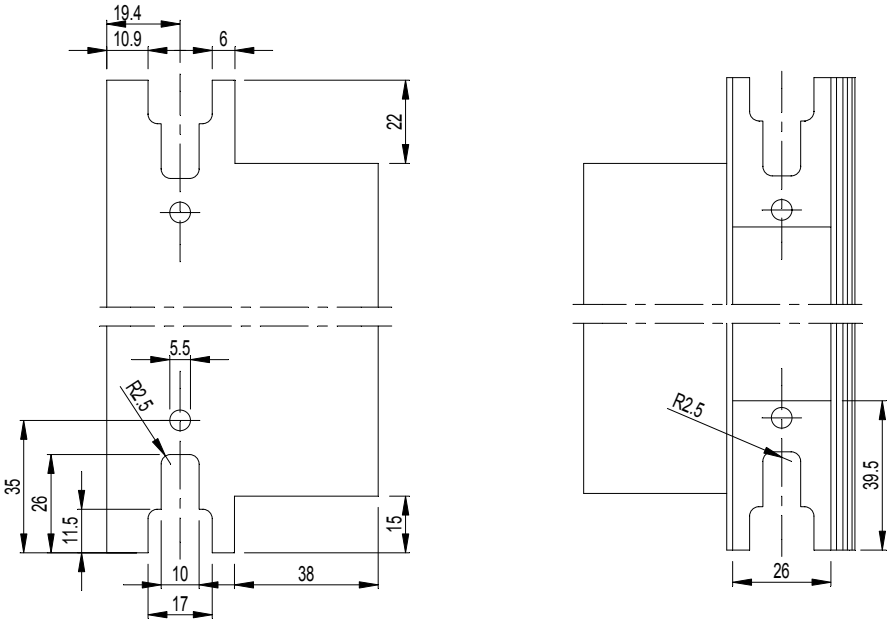

097.W600.00

D0083335

F

CP 45Pa (GR)

UITFREZING MIDDENVLEUGEL
FRAISAGE MONTANT CENTRAL
MILLING CENTRAL VENT
AUSFRAESUNG MITTELFLUEGEL

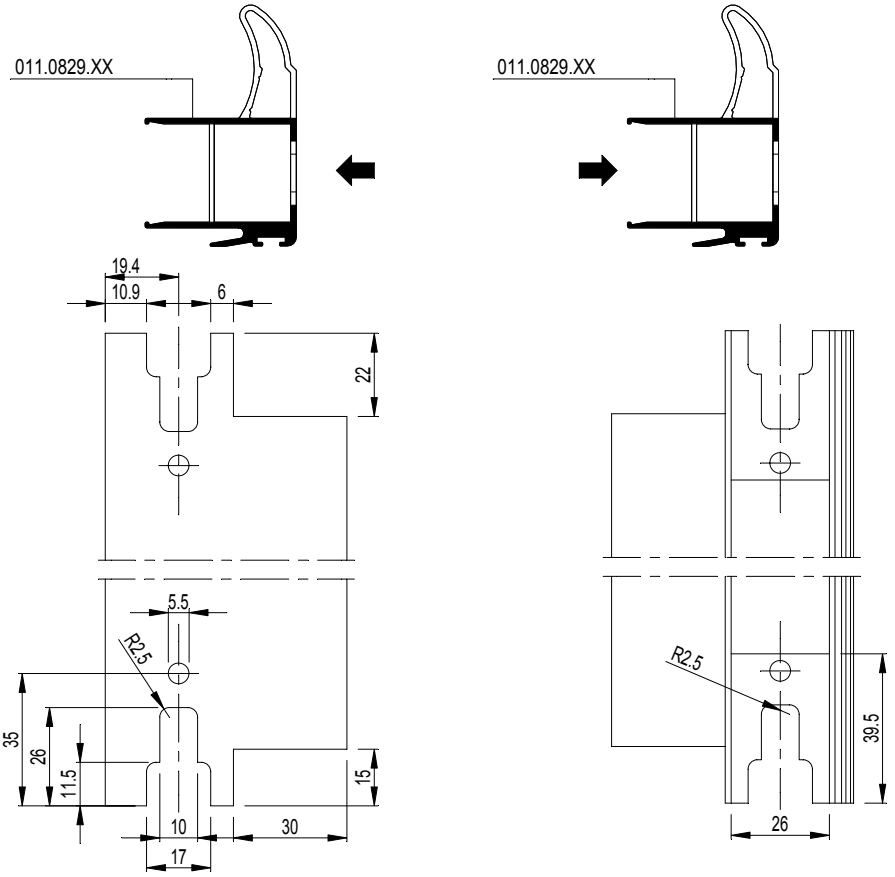

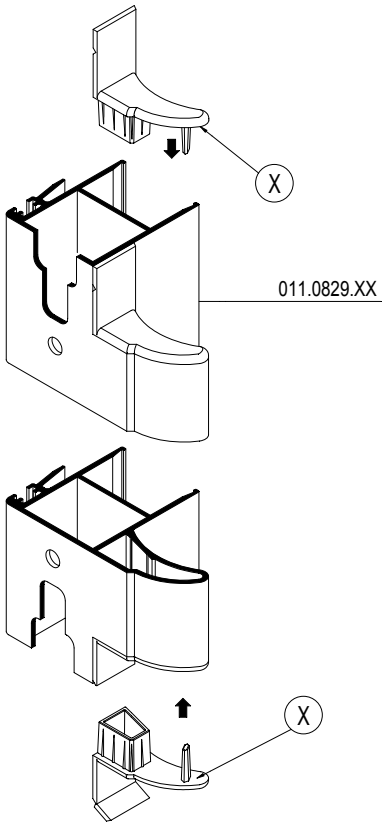

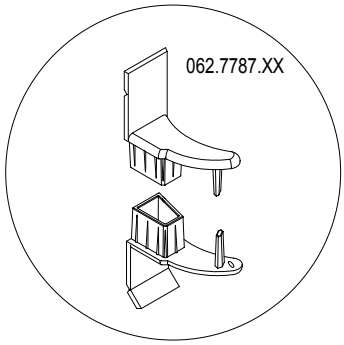

097.W600.00

F

D0083335

CP 45Pa (GR)

WIEL
ROULETTE
ROLLER
LAUFRAD

MONTAGE
- Schuif de wielen in het T-profiel voor het monteren
- Zet vast door middel van drukschroeven

MONTAGE
- Glisser les galets dans la traverse avant assemblage
- Immobiliser les chapes a l'aide des vis pointeaux

ASSEMBLY
- Insert roller into transom-mullion before assembly
- Fix by means of pressure screws

MONTAGE
-Laufräder vor Montage in die Sprosse schieben
-Mittels Druckschrauben befestigen

Regelbaar wiel
Galet réglable
Adjustable roller
Verstellbares Laufrad

Max. vleugelgewicht = 60 kg
Poids d' ouvrant max. = 60 kg
Max. vent weight = 60 kg
Höchstflügelgewicht = 60 kg

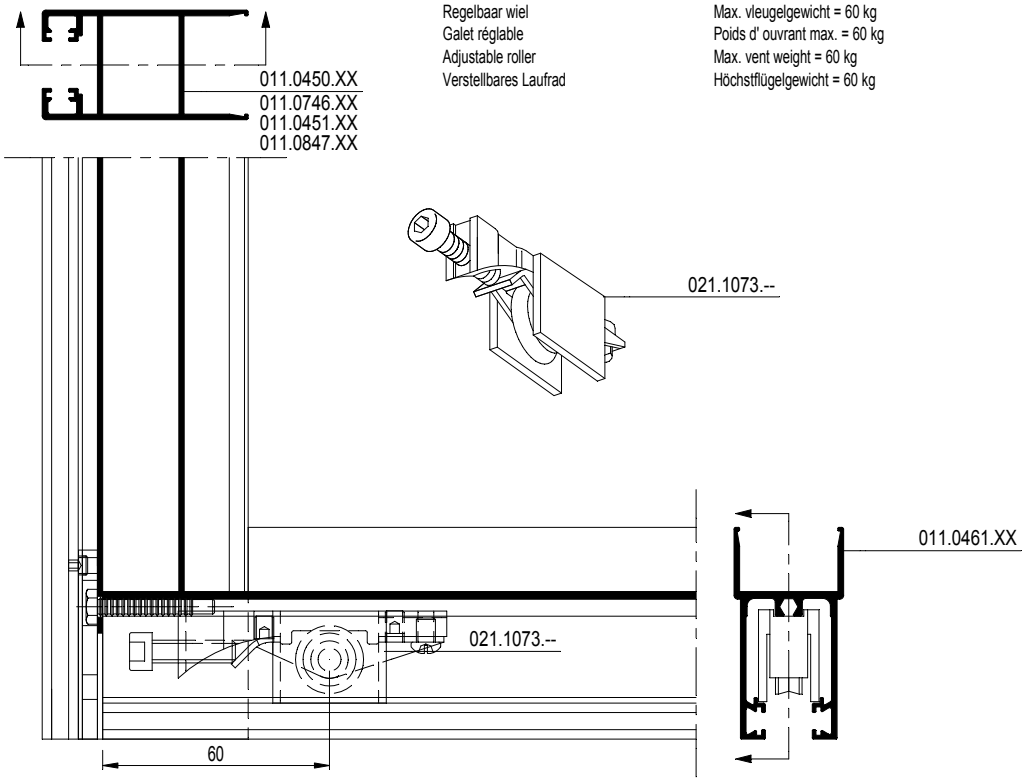

Regelbaar dubbel wiel
Galet double réglable
Adjustable double roller
Verstellbares Doppellaufrad

Max. vleugelgewicht = 120 kg
Poids d' ouvrant max. = 120 kg
Max. vent weight = 120 kg
Höchstflügelgewicht = 120 kg

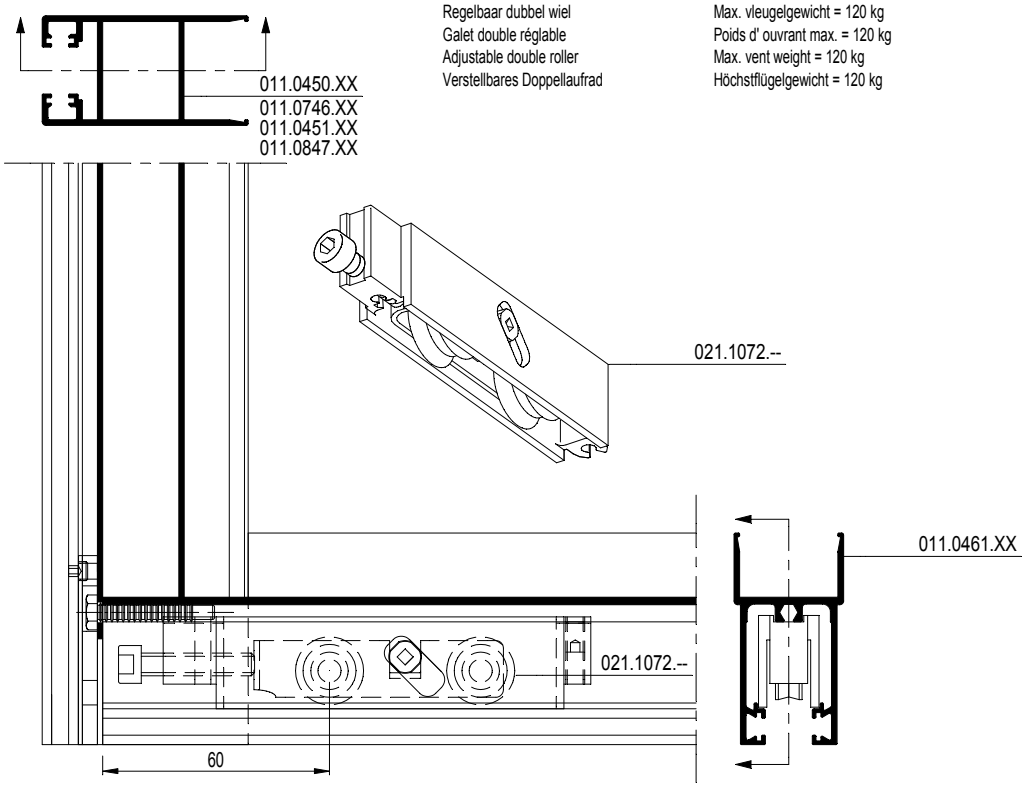

F

D0083544

WIEL
ROULETTE
ROLLER
LAUFRAD

Niet regelbaar wiel
Galet non réglable
Non adjustable roller
Nicht verstellbares laufrad

Max. vleugelgewicht = 60 kg
Poids d' ouvrant max. = 60 kg
Max. vent weight = 60 kg
Höchstflügelgewicht = 60 kg

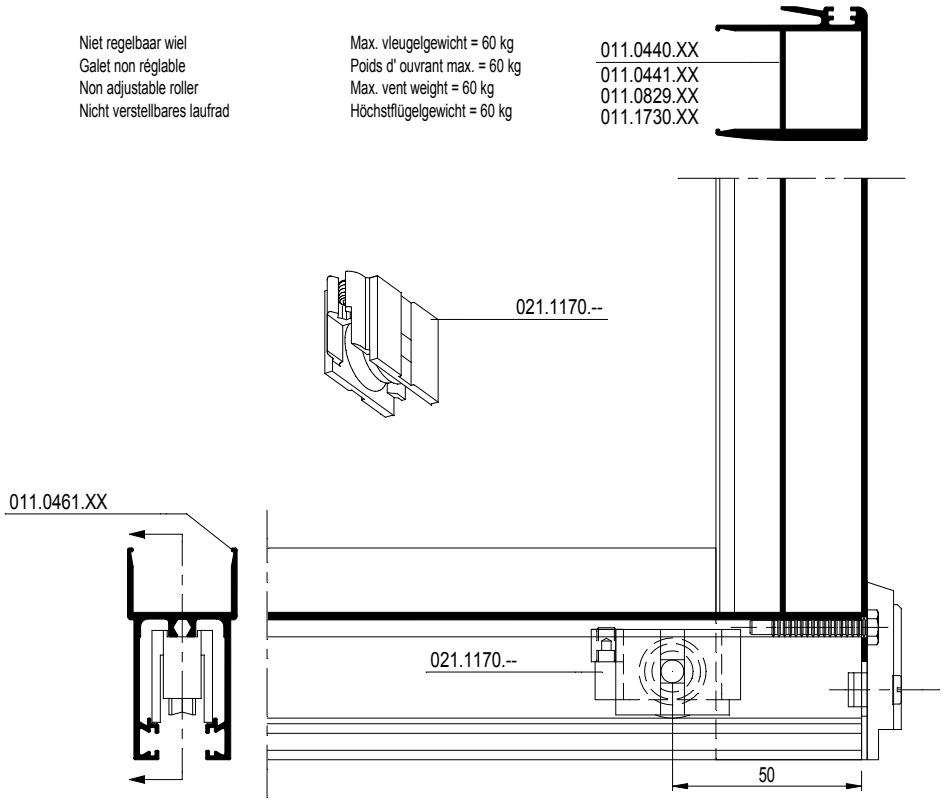

DEMONTAGE

Vervangen van defecte wielen
-Losschroeven aanpassingsschroeven
-Wielondersteuning laten overhellen
-Verwijder de wielen met
een schroevendraaier

DEMONTAGE

Remplacement d'une roulette défectueuse
-Dévisser la vis de réglage
-Incliner le support de la roulette
-Glisser un tournevis et decliper
l'ensemble

DISASSEMBLY

Replacing roller defective
-Unscrew adjusting screw
-Tilt roller support
-Remove the rollers by means of a
screwdriver

DEMONTAGE

Ersetzen von defekten Laufrädern
-Stellschrauben lösen
-Laufradunterstützung neigen lassen
-Die Laufräder mit einen Schraubendreher entfernen

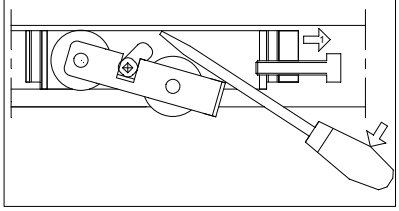

Niet regelbaar dubbel wiel
Galet double non réglable
Non adjustable double roller
Nicht verstellbares Doppellaufrad

Max. vleugelgewicht = 120 kg
Poids d' ouvrant max. = 120 kg
Max. vent weight = 120 kg
Höchstflügelgewicht = 120 kg

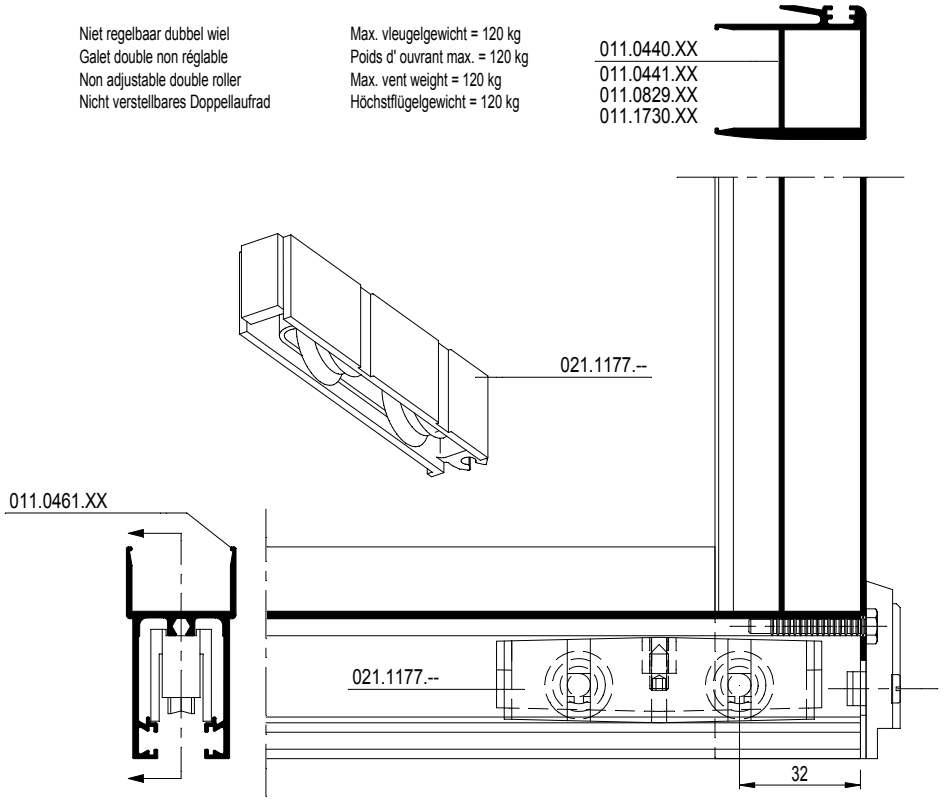

F

D0083544

CP 45Pa (GR)

BEWERKINGEN BEGLAZINGSDICHTING
OPERATIONS JOINT DE VITRAGE
OPERATIONS GLAZING GASKET
BEARBEITUNGEN VERGLASUNGSDICHTUNG

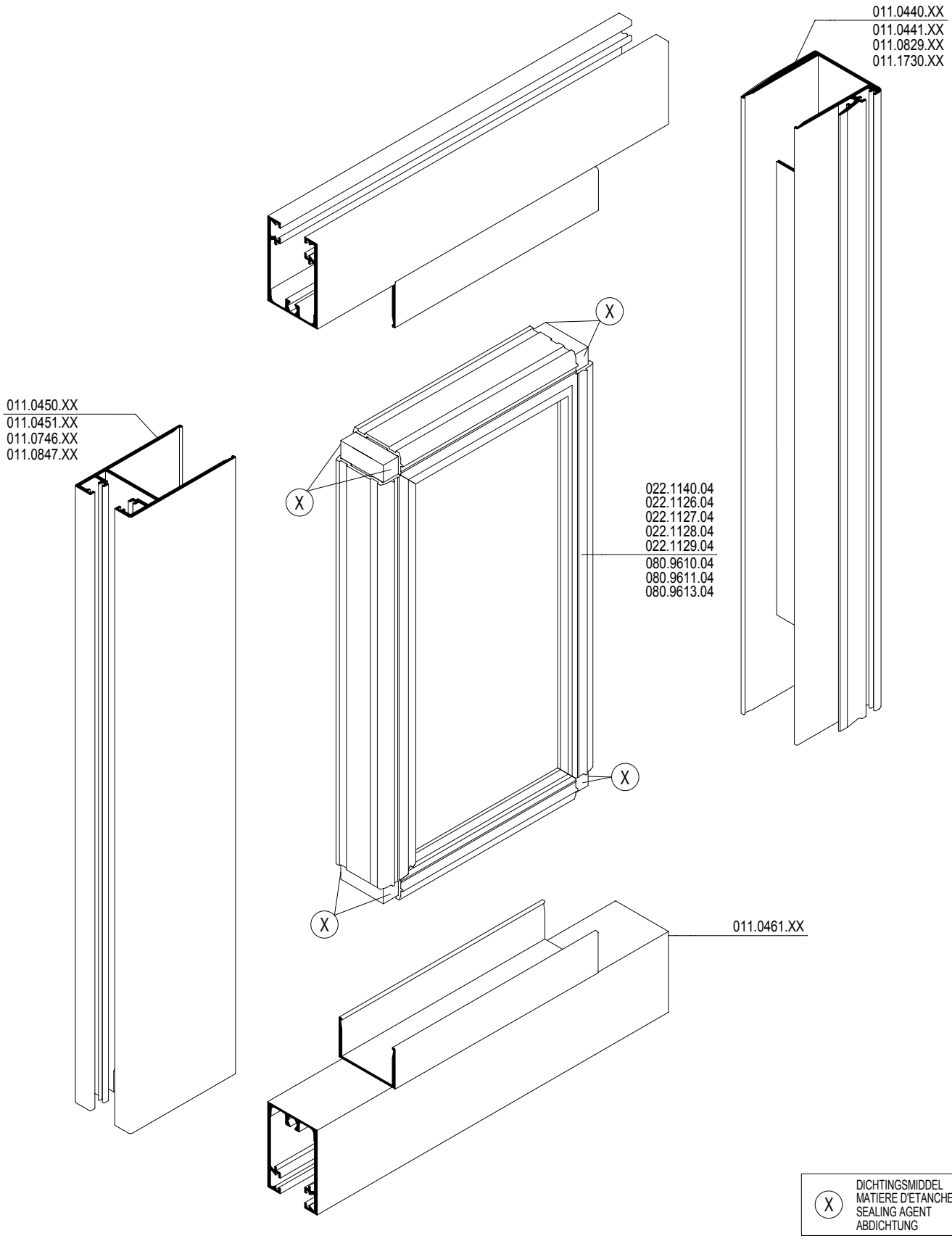

D0083552

F

CP 45Pa (GR)

BEWERKINGEN BEGLAZINGSDICHTING
OPERATIONS JOINT DE VITRAGE
OPERATIONS GLAZING GASKET
BEARBEITUNGEN VERGLASUNGSDICHTUNG

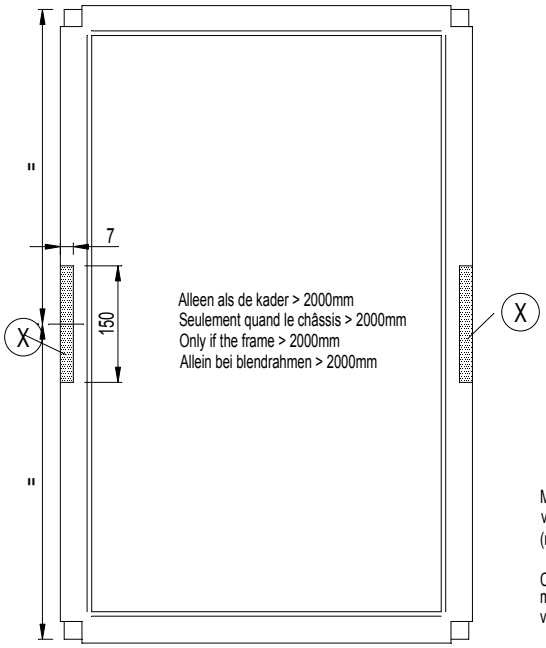

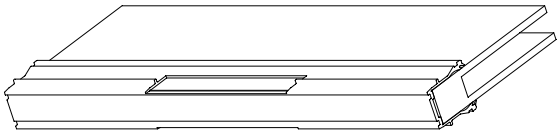

Mal voor het plaatsen van beglazing (niet geleverd)

Cale de forme pour mise en place des vitrages (non fournie)

Support to place the glazing (not delivered)

Lehre für Montage Verglasung (Nicht lieferbar)

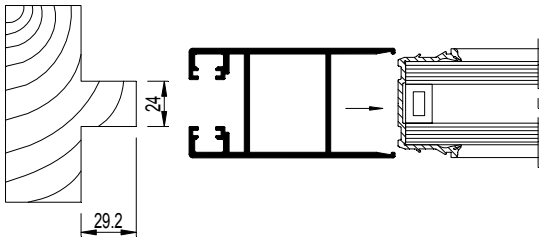

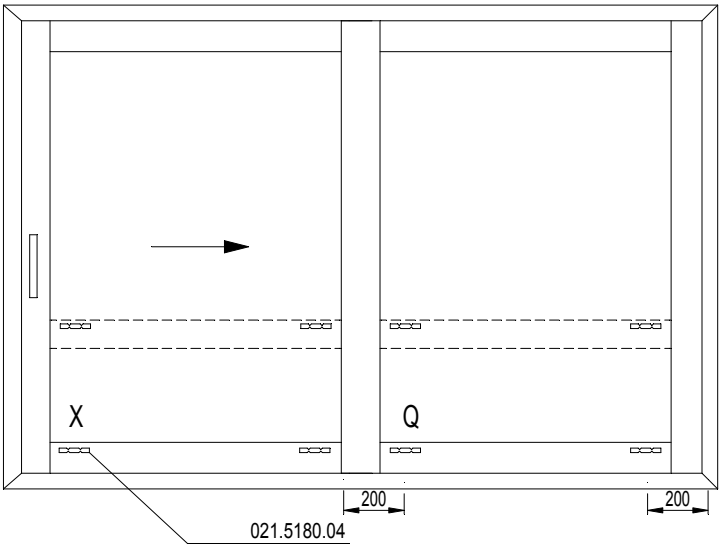

Glassteun:(0-120kg/vleugel) Q:2x021.5180.04
X:2x021.5180.04
Supports de cale de vitrage:(0-120kg/ouvrant) Q:2x021.5180.04
X:2x021.5180.04
Glasauflageprofil:(0-120kg/Fluegel) Q:2x021.5180.04
X:2x021.5180.04
Glass support:(0-120kg/vent) Q:2x021.5180.04
X: 2x021.5180.04

dwarsstijl: Glassteun:(0-120kg/vleugel) 4x021.5180.04
traverse: Supports de cale de vitrage:(0-120kg/ouvrant) 4x021.5180.04
Sprossenprofil: Glasauflageprofil:(0-120kg/Fluegel) 4x021.5180.04
transom: Glass support:(0-120kg/vent) 4x021.5180.04

F

X DICHTINGSMIDDEL
MATIERE D'ETANCHEITE
SEALING AGENT
ABDICHTUNG

D0083552

CP 45Pa (GR)

UITFREZING GLASLATTEN
FRAISAGE PARCLOSES
MILLING GLAZING BEADS
AUSFRAESUNG GLASLEISTEN

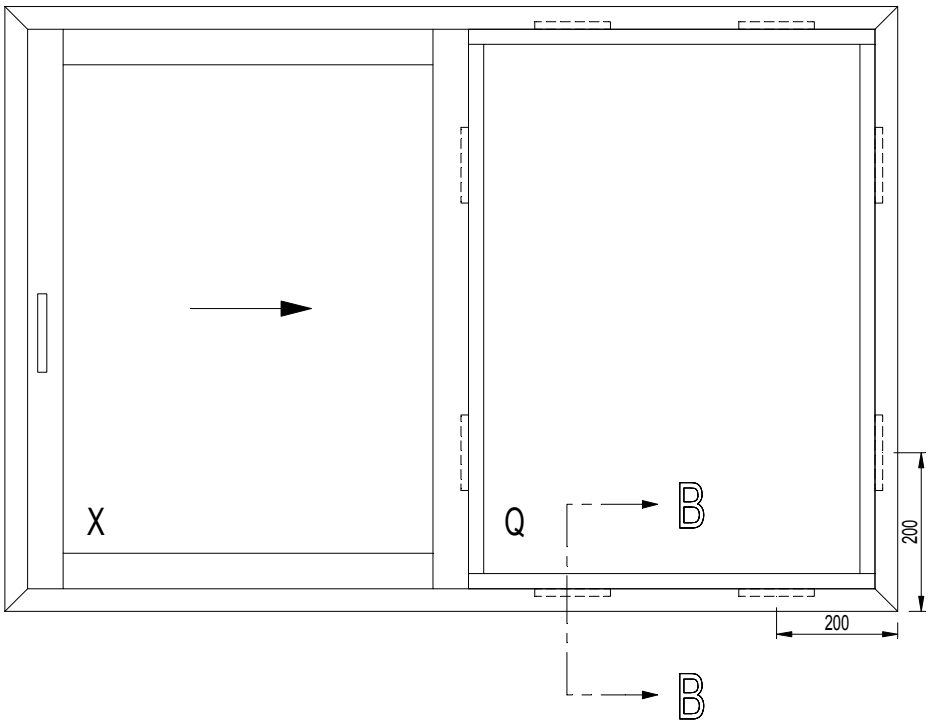

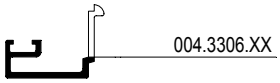

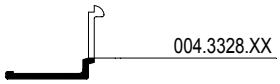

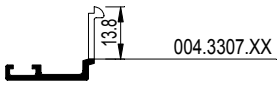

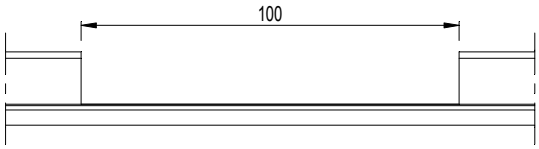

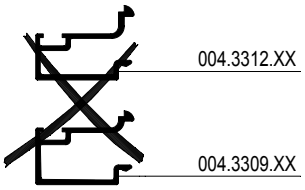

B - B

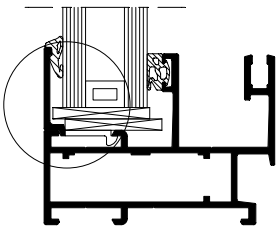



D0083508

F

BEGLAZINGSTABEL VOOR MONORAIL
TABLEAU DE VITRAGE POUR MONORAIL
GLAZING TABLE FOR MONORAIL
VERGLASUNGSTABELLE FUER MONORAIL

Glaslat Parclose Glazing bead Glasleiste	Beglazingsrubber binnen Joint de vitrage intérieur Glazing gasket inside Verglasungsdichtung innen	Glasdikte Epaisseur de vitrage Glazing thickness Glasdicke	Beglazingsrubber buiten Joint de vitrage extérieur Glazing gasket outside Verglasungsdichtung außen
004.3309.XX	080.9126.SY	4	080.9116.04
004.3309.XX	080.9126.SY	5	080.9114.SY
004.3309.XX	080.9126.SY	6	080.9114.SY
004.3309.XX	080.9125.SY	7	080.9114.SY
004.3309.XX	080.9124.SY	8	080.9114.SY
004.3312.XX	080.9126.SY	9	080.9114.SY
004.3312.XX	080.9125.SY	10	080.9114.SY
004.3312.XX	080.9124.SY	11	080.9114.SY
004.3306.XX	080.9125.SY	12	080.9114.SY
004.3306.XX	080.9124.SY	13	080.9114.SY
004.3307.XX	080.9126.SY	14	080.9116.04
004.3307.XX	080.9126.SY	15	080.9116.04
004.3307.XX	080.9126.SY	16	080.9114.SY
004.3307.XX	080.9126.SY	17	080.9114.SY
004.3307.XX	080.9125.SY	18	080.9114.SY
004.3307.XX	080.9124.SY	19	080.9114.SY
004.3328.XX	080.9125.SY	20	080.9114.SY
004.3328.XX	080.9124.SY	21	080.9114.SY
004.3328.XX	080.9123.SY	22	080.9114.SY

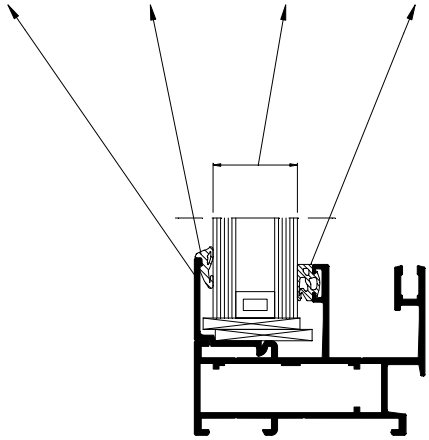

BEGLAZINGSTABEL VOOR VLEUGELS
TABLEAU DE VITRAGE POUR OUVRANT
GLAZING TABLE FOR VENTS
VERGLASUNGSTABELLE FUER FLUEGEL

Beglazingsrubber Joint de vitrage Glazing gasket Verglasungsdichtung	Glasdikte Epaisseur de vitrage Glazing thickness Glasdicke
080.9610.04	6
080.9611.04	8
080.9613.04	10
022.1126.04	16
022.1127.04	18
022.1128.04	20
022.1129.04	22
022.1140.04	24

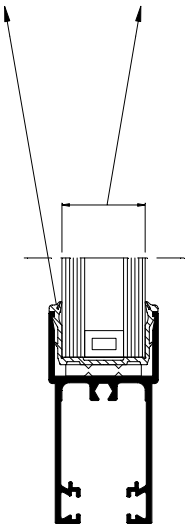

CP 45Pa (GR)

AFSTANDSSTUK
PIECE D'ECARTEMENT
DISTANCE PIECE
DISTANZSTUECK

F

D0083509

CP 45Pa (GR)

AFSTANDSSTUK
PIECE D'ECARTEMENT
DISTANCE PIECE
DISTANZSTUECK

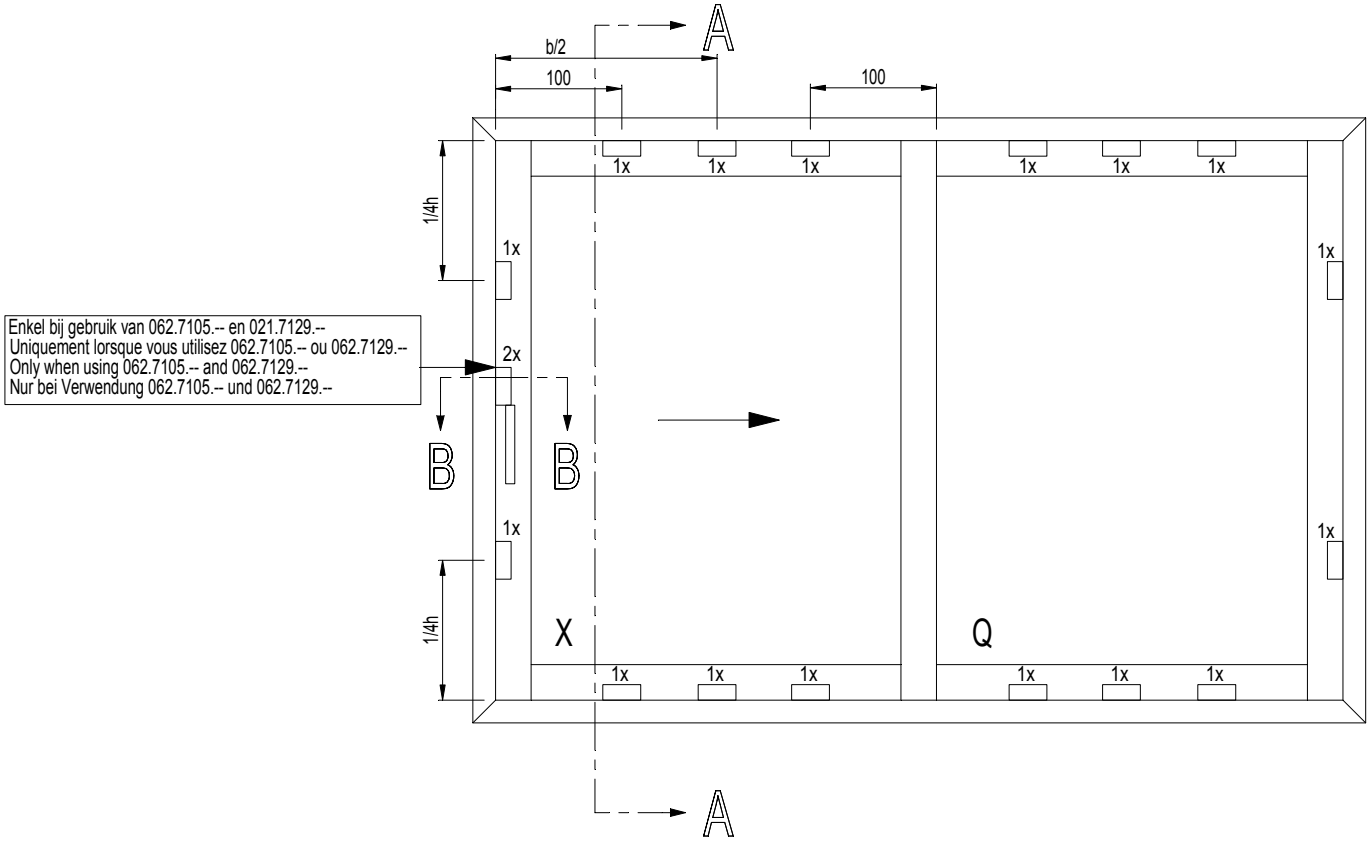

Enkel bij gebruik van 062.7105.-- en 021.7129.--
Uniquement lorsque vous utilisez 062.7105.-- ou 062.7129.--
Only when using 062.7105.-- and 062.7129.--
Nur bei Verwendung 062.7105.-- und 062.7129.--

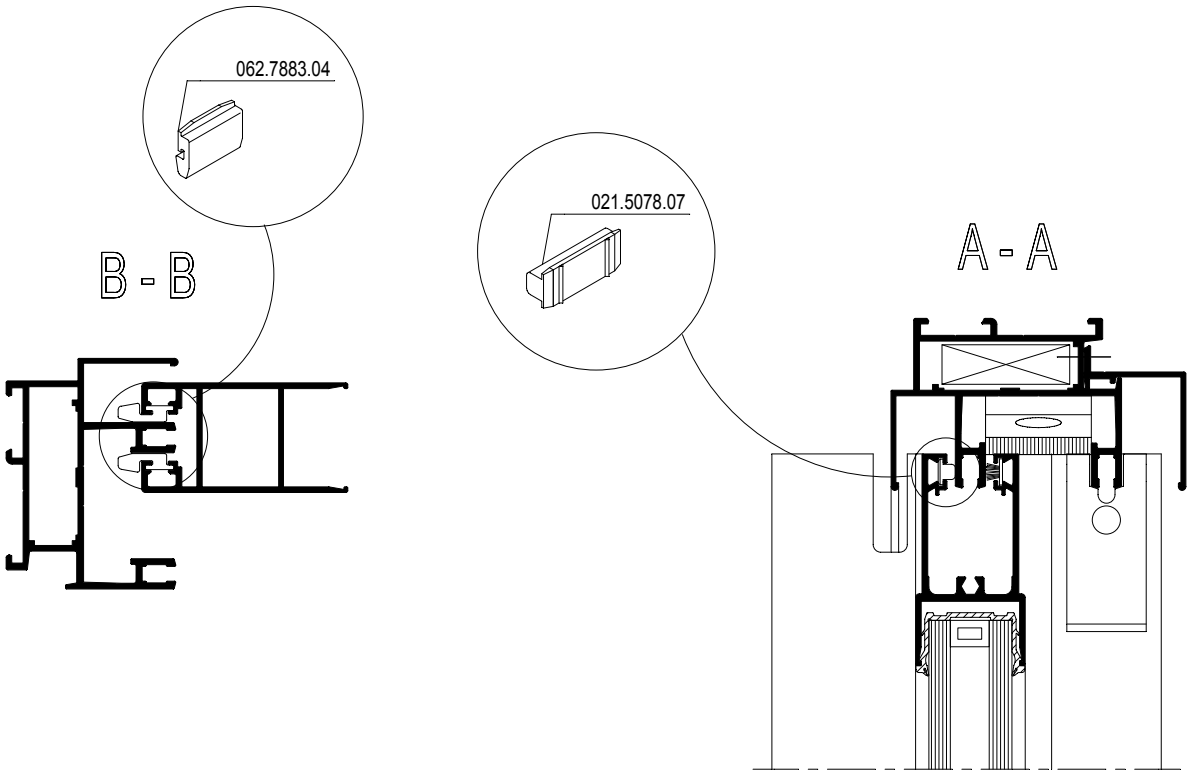

F

D0083509

CP 45Pa (GR)

MONTAGE TUSSENLIGENDE T-PROFIEL
MONTAGE TRAVERS INTERMEDIAIRE
ASSEMBLY INTERMEDIATE TRANSOM-MULLION
MONTAGE ZWISCHENLIEGENDE SPROSSE

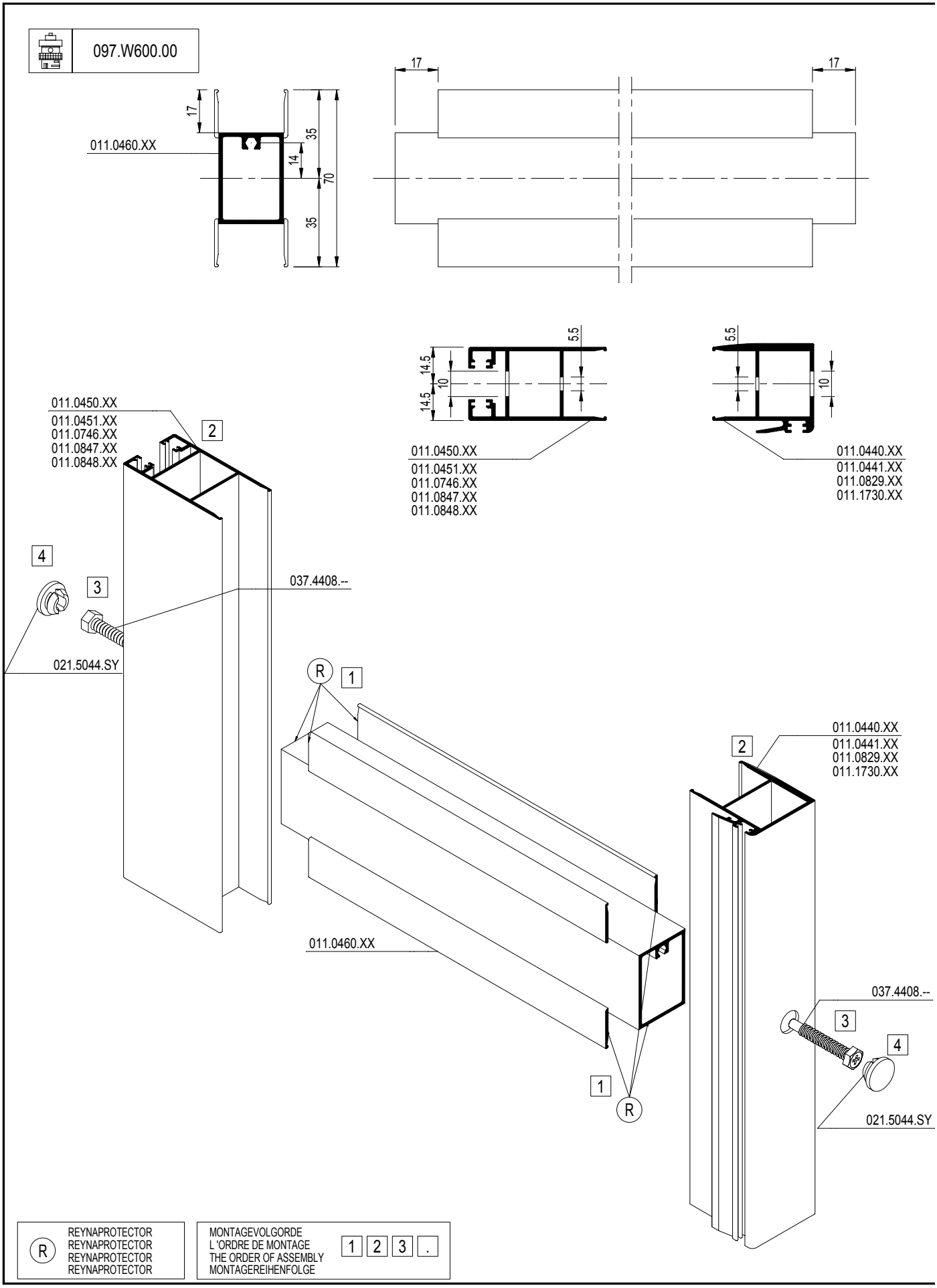

F

CP 45Pa (GR)

MONTAGE VLEUGEL
MONTAGE VANTAIL
ASSEMBLY VENT
MONTAGE FLUEGEL

Reynaers Aluminium

1 BEWERKING BEGLAZINGSDICHTING + WIELEN
OPERATIONS JOINT DE VITRAGE + ROULETTES
OPERATIONS GLAZING GASKET + ROLLERS
BEARBEITUNG VERGLASUNGSDICHTUNG + LAUFRAD

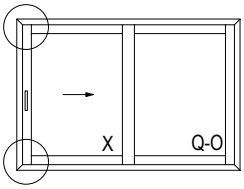

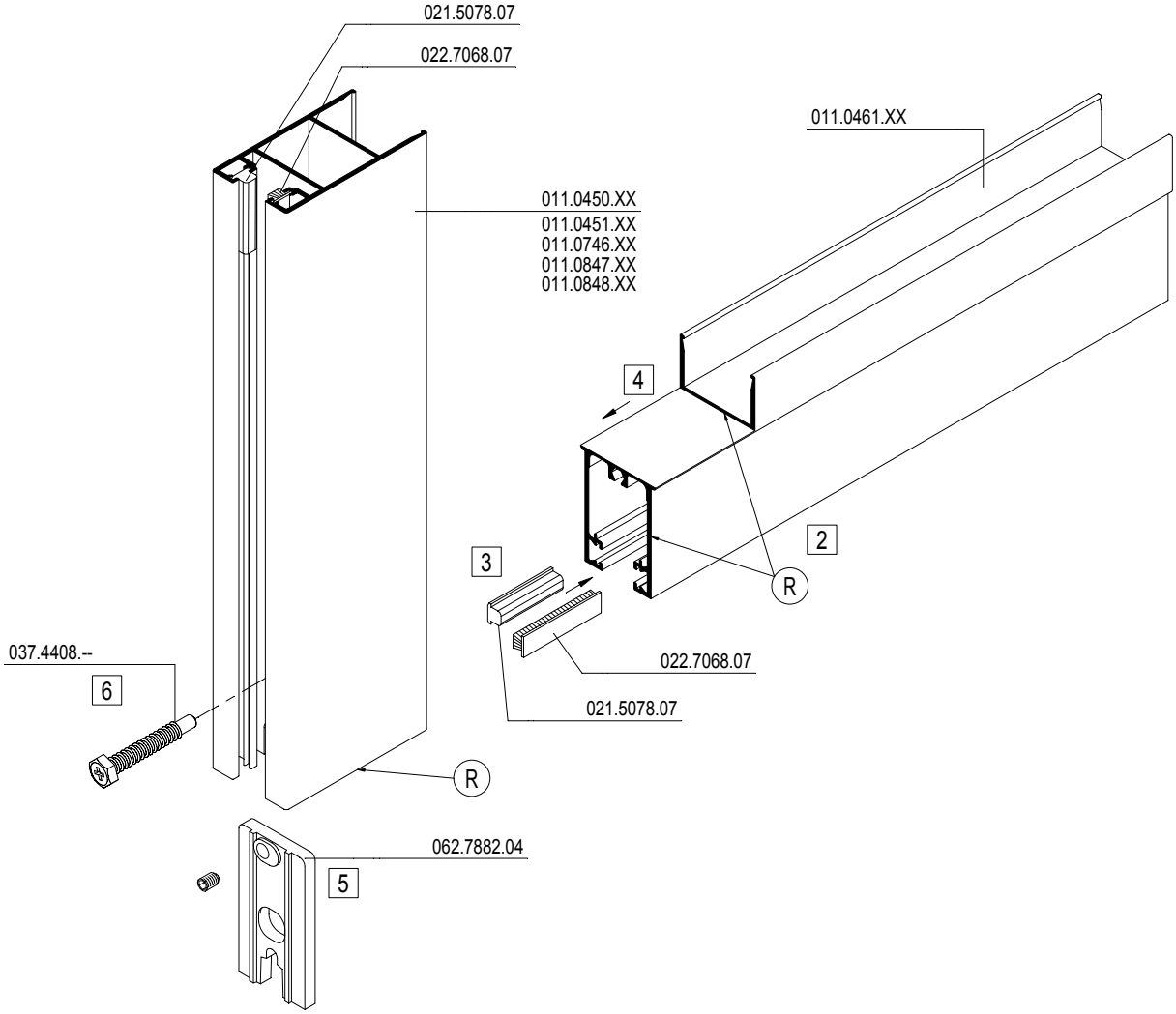

MONTAGEVOLGORDE L 'ORDRE DE MONTAGE THE ORDER OF ASSEMBLY MONTAGEREIHENFOLGE	1 2 3 .	R	REYNAPROTECTOR REYNAPROTECTOR REYNAPROTECTOR REYNAPROTECTOR

D0083035

F

CP 45Pa (GR)

MONTAGE VLEUGEL
MONTAGE VANTAIL
ASSEMBLY VENT
MONTAGE FLUEGEL

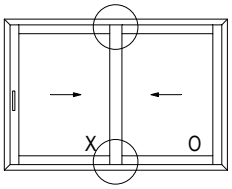

1 BEWERKING BEGLAZINGSDICHTING + WIELEN
OPERATIONS JOINT DE VITRAGE + ROULETTES
OPERATIONS GLAZING GASKET + ROLLERS
BEARBEITUNG VERGLASUNGSDICHTUNG + LAUFRAD

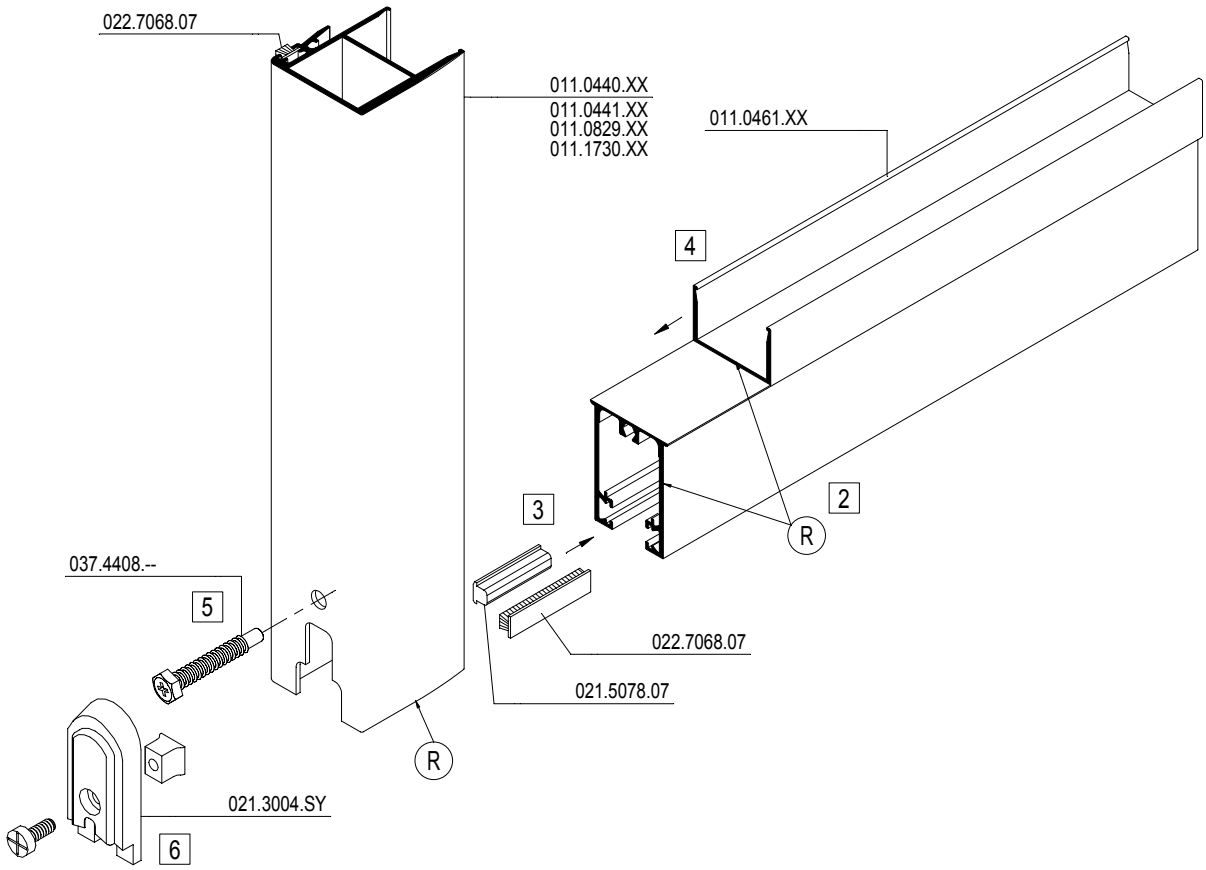

MONTAGEVOLGORDE L 'ORDRE DE MONTAGE THE ORDER OF ASSEMBLY MONTAGEREIHENFOLGE	1 2 3 .	R REYNAPROTECTOR REYNAPROTECTOR REYNAPROTECTOR REYNAPROTECTOR

D0083345

F

CP 45Pa (GR)

MONTAGE VLEUGEL
MONTAGE VANTAIL
ASSEMBLY VENT
MONTAGE FLUEGEL

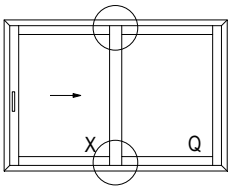

1 BEWERKING BEGLAZINGSDICHTING + WIELEN
OPERATIONS JOINT DE VITRAGE + ROULETTES
OPERATIONS GLAZING GASKET + ROLLERS
BEARBEITUNG VERGLASUNGSDICHTUNG + LAUFRAD

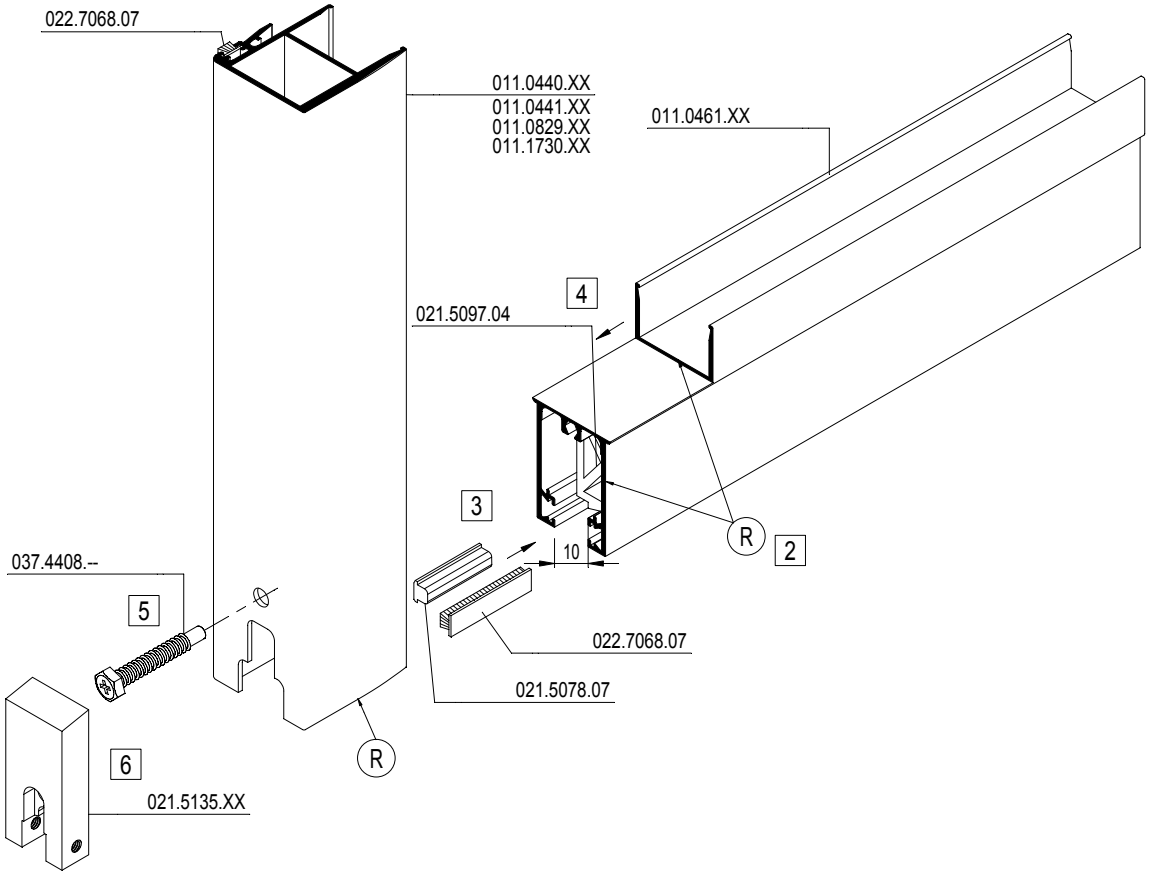

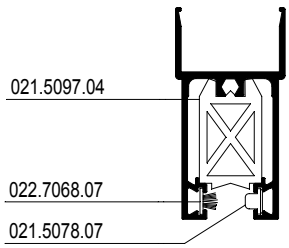

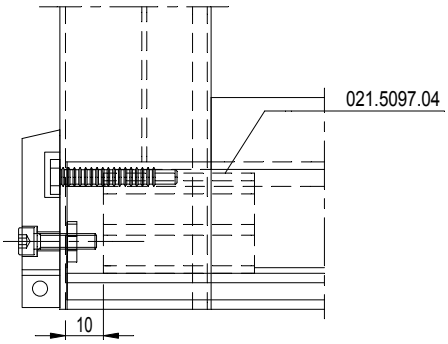

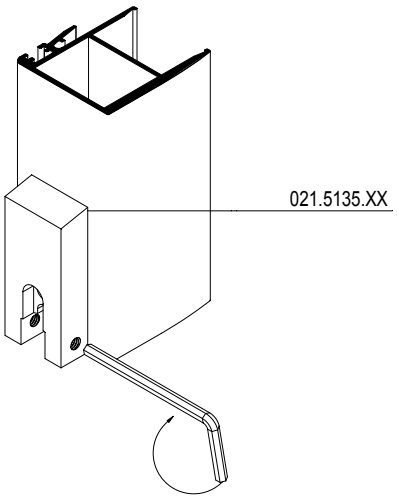

MONTAGEVOLGORDE L 'ORDRE DE MONTAGE THE ORDER OF ASSEMBLY MONTAGEREIHENFOLGE	1 2 3 .

R	REYNAPROTECTOR REYNAPROTECTOR REYNAPROTECTOR REYNAPROTECTOR

D0083345

F

CP 45Pa (GR)

MIDDENSTIJL 4-SLAG
LIAISON CENTRALE 4 VANTAUX
MEETING STYLE 4 DOORS
STULPPROFIL TUERFLUEGEL 4-SCHLAG

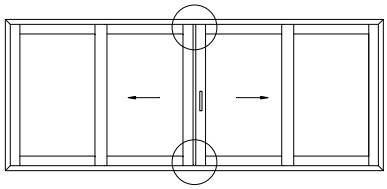

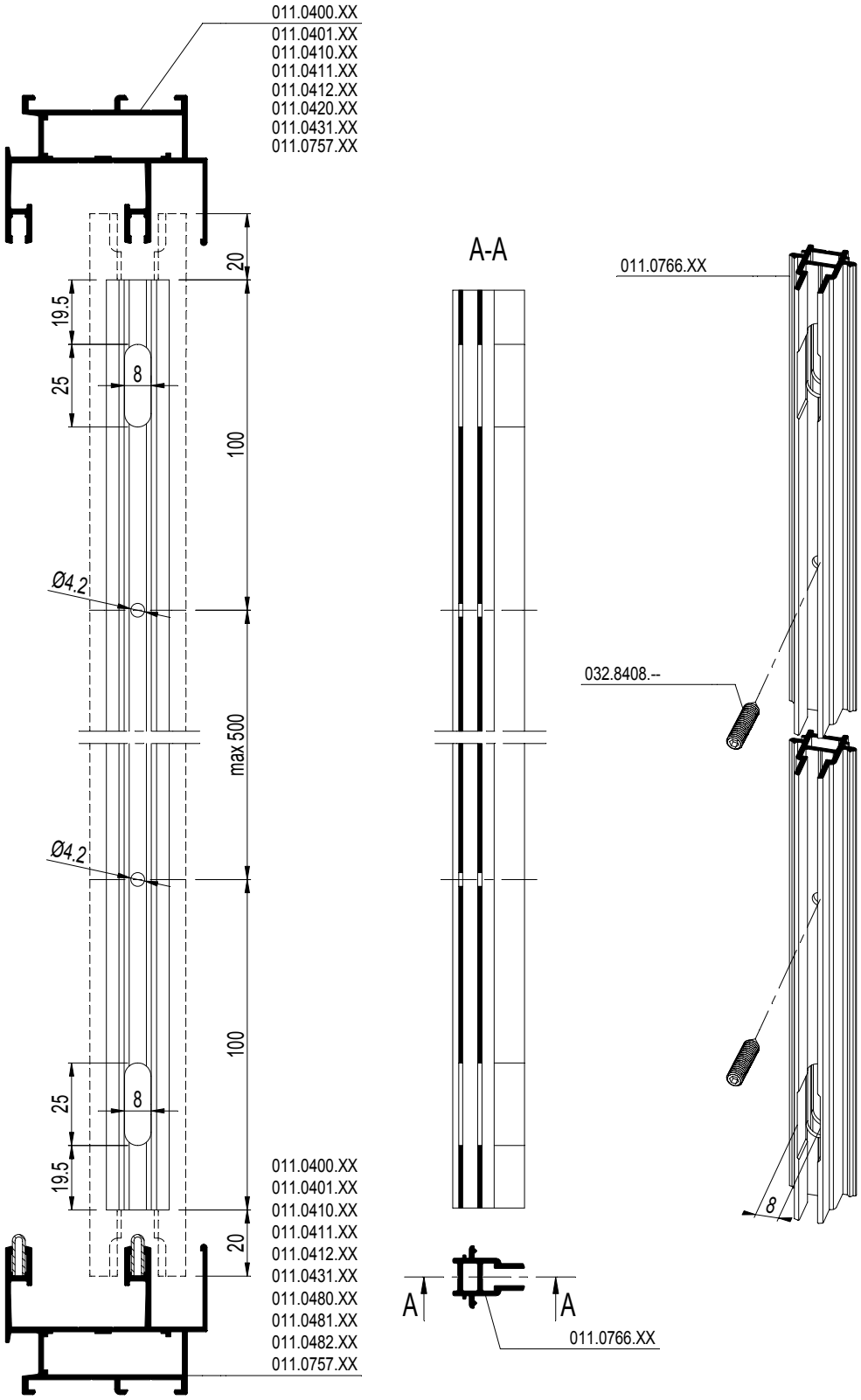

D0083545

F

CP 45Pa (GR)

MONTAGE VLEUGEL
MONTAGE VANTAIL
ASSEMBLY VENT
MONTAGE FLUEGEL

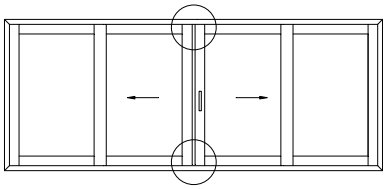

1 BEWERKING BEGLAZINGSDICHTING + WIELEN
OPERATIONS JOINT DE VITRAGE + ROULETTES
OPERATIONS GLAZING GASKET + ROLLERS
BEARBEITUNG VERGLASUNGSDICHTUNG + LAUFRAD

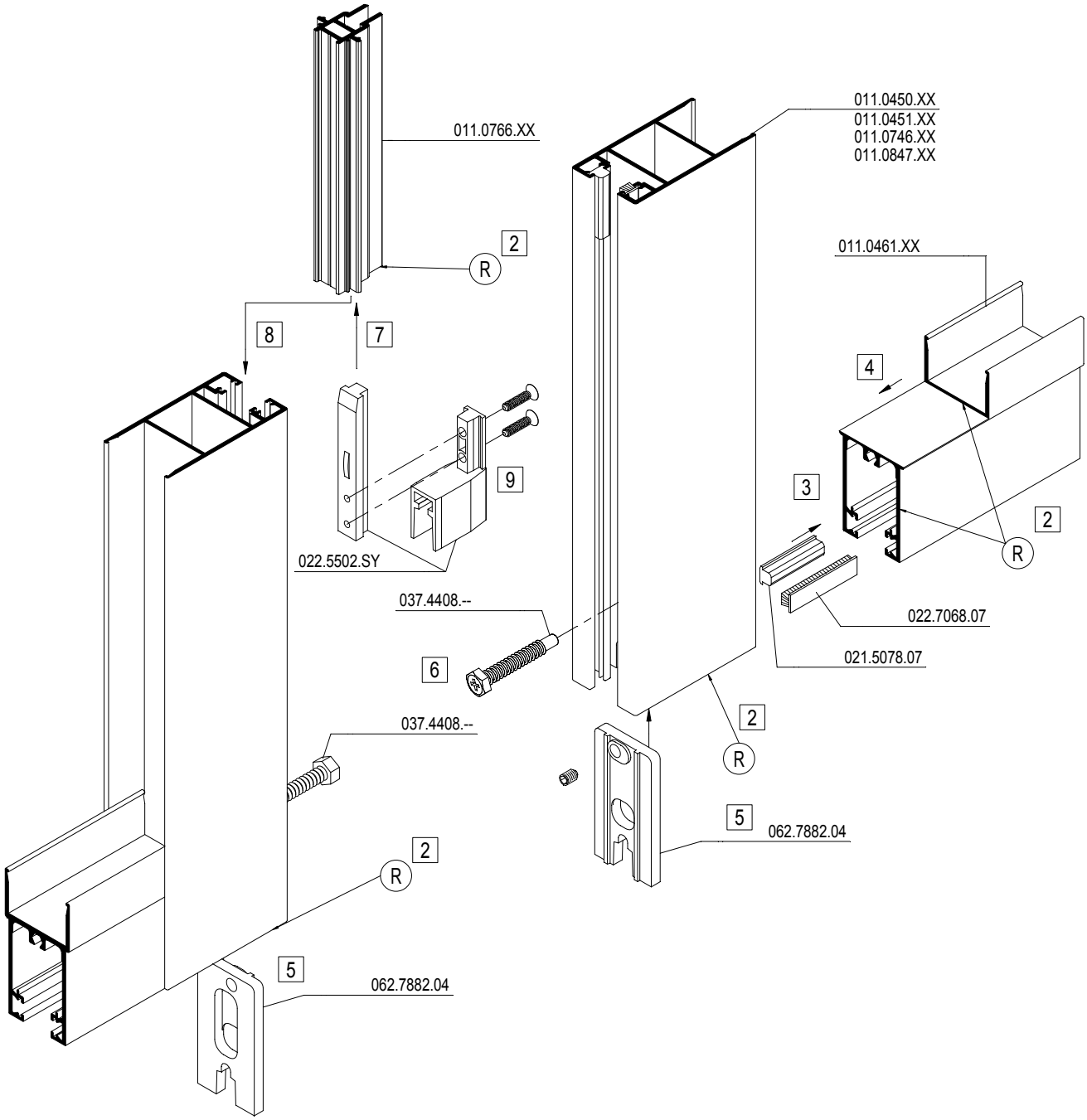

MONTAGEVOLGORDE L'ORDRE DE MONTAGE THE ORDER OF ASSEMBLY MONTAGEREIHENFOLGE	1 2 3 .

R	REYNAPROTECTOR REYNAPROTECTOR REYNAPROTECTOR REYNAPROTECTOR

D0083545

F

CP 45Pa (GR)

MONTAGE T-PROFIEL MONORAIL
MONTAGE TRAVERSE MONORAIL
ASSEMBLY TRANSOM-MULLION MONORAIL
MONTAGE SPROSSE MONORAIL

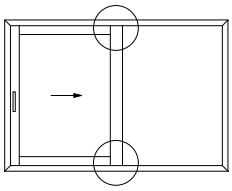

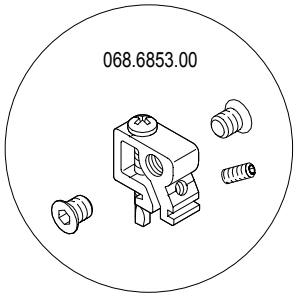

4		095.B114.00
5		097.W600.00
		097.0645.00

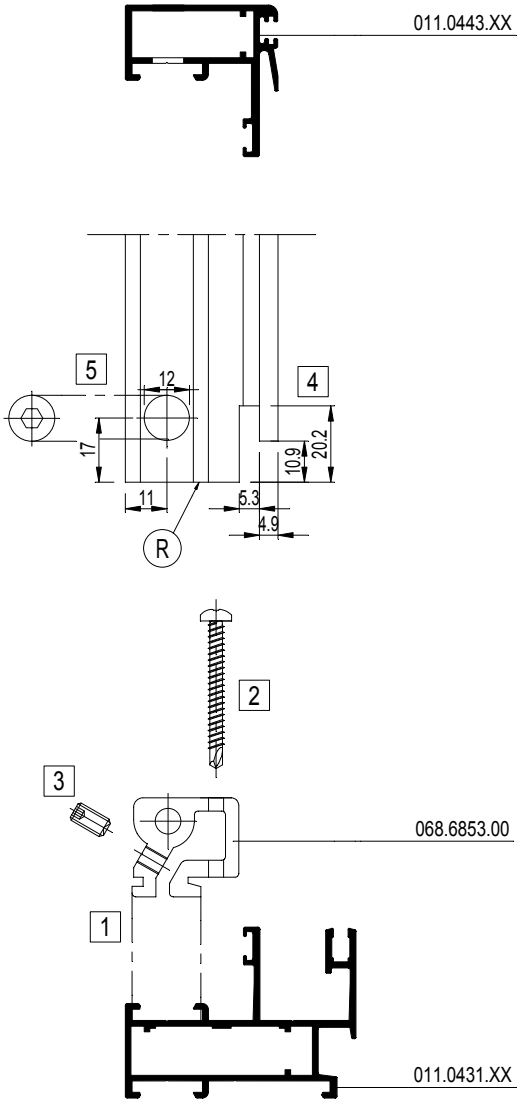

R	REYNAPROTECTOR REYNAPROTECTOR REYNAPROTECTOR REYNAPROTECTOR

MONTAGEVOLGORDE L 'ORDRE DE MONTAGE THE ORDER OF ASSEMBLY MONTAGEREIHENFOLGE	1 2 3 .

D0083373

F

CP 45Pa (GR)

MONTAGE WISSELPROFIEL
MONTAGE CHICANE
ASSEMBLY MEETING SECTION
MONTAGE WECHSELPROFIL

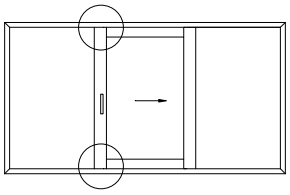

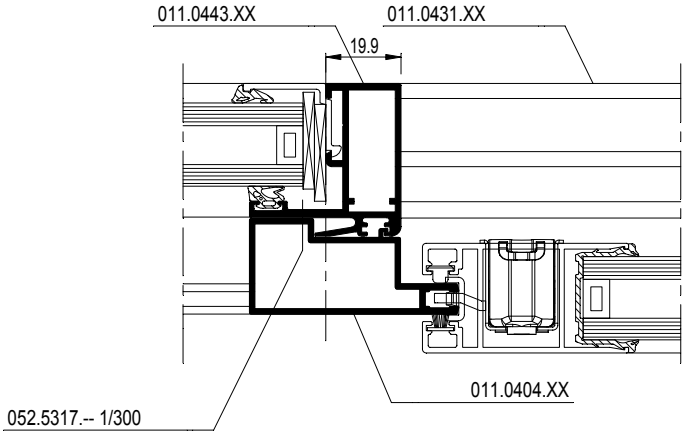

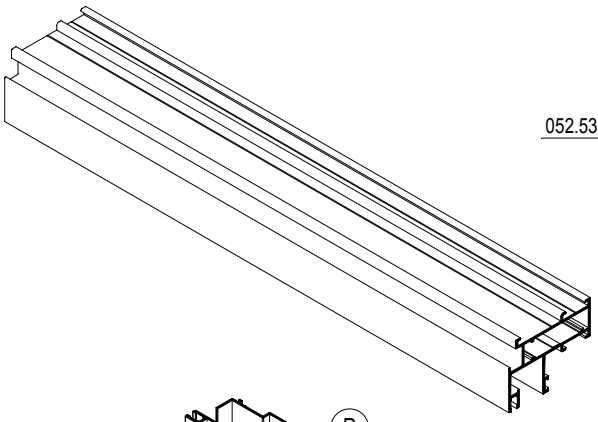

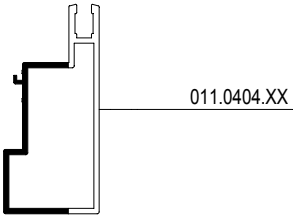

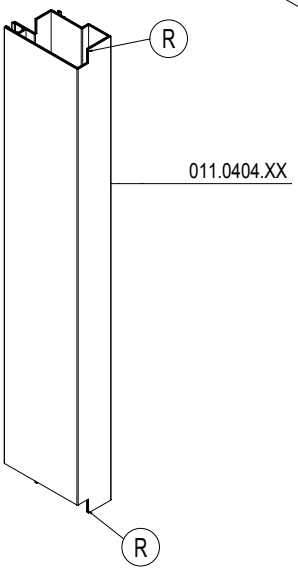

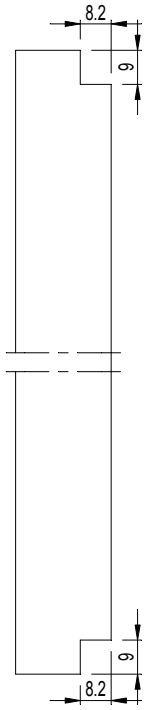

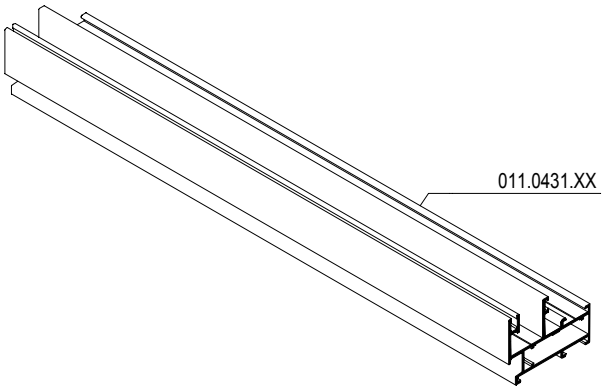

R REYNAPROTECTOR
REYNAPROTECTOR
REYNAPROTECTOR
REYNAPROTECTOR

D0083373

F

CP 45Pa (GR)

MONTAGE AFDICHTING MET BORSTEL
MONTAGE FERMETURE AVEC BROSSE
ASSEMBLY CLOSER WITH BRUSH
MONTAGE ABDICHTUNG MIT BUERSTE

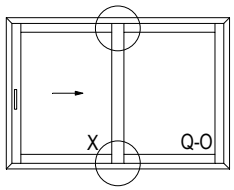

097.0366.00

011.0400.XX
011.0401.XX
011.0410.XX
011.0411.XX
011.0412.XX
011.0420.XX

20
53.5
021.3211.04
Ø3
2
X
Q-O
20
20
1
021.3211.04

3
X

021.3211.04

011.0440.XX
011.0441.XX
011.0829.XX
011.1730.XX

011.0440.XX
011.0441.XX
011.0829.XX
011.1730.XX

X
81.2
3
021.3187.04
011.0400.XX
011.0401.XX
011.0410.XX
011.0411.XX
011.0412.XX
011.0420.XX
021.3211.04

X DICHTINGSMIDDEL
MATIERE D'ETANCHEITE
SEALING AGENT
ABDICHTUNG

MONTAGEVOLGORDE
L 'ORDRE DE MONTAGE
THE ORDER OF ASSEMBLY
MONTAGEREIHENFOLGE
1 2 3 .

D0083381

F

CP 45Pa (GR)

MONTAGE AFDICHTING MET BORSTEL MONORAIL
MONTAGE FERMETURE AVEC BROSSE MONORAIL
ASSEMBLY CLOSER WITH BRUSH MONORAIL
MONTAGE ABDICHTUNG MIT BUERSTE MONORAIL

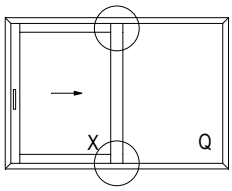

097.0366.00

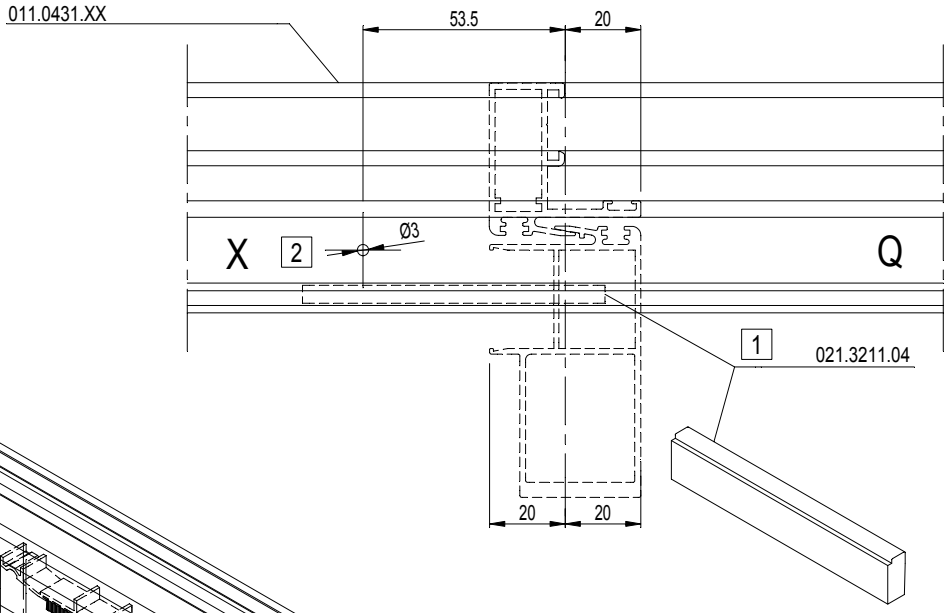

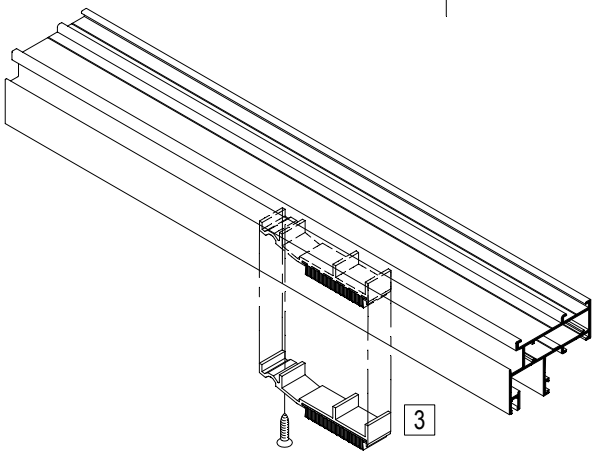

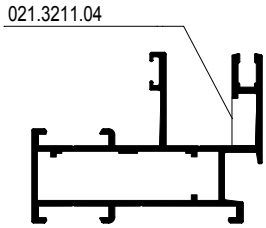

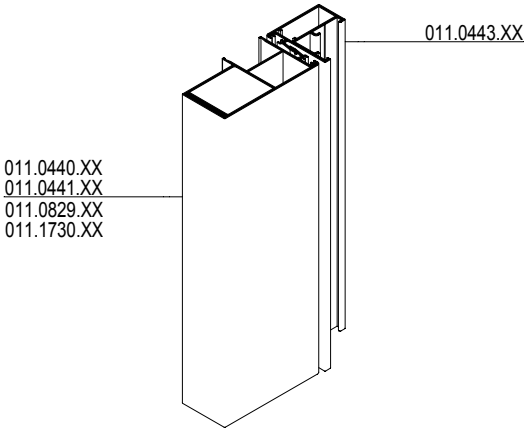

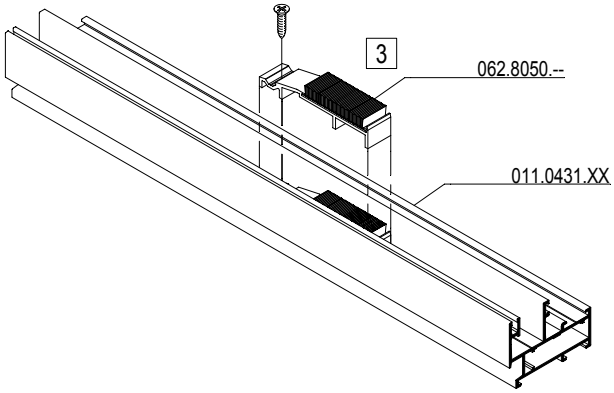

MONTAGEVOLGORDE
L'ORDRE DE MONTAGE
THE ORDER OF ASSEMBLY
MONTAGEREIHENFOLGE

1 2 3 .

D0083381

F

CP 45Pa (GR)

MONTAGE AFDICHTING MET BORSTEL FLAT BOTTOM
MONTAGE FERMETURE AVEC BROSSE FLAT BOTTOM
ASSEMBLY CLOSER WITH BRUSH FLAT BOTTOM
MONTAGE ABDICHTUNG MIT BUERSTE FLAT BOTTOM

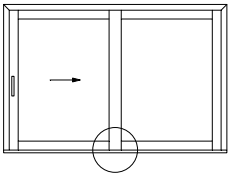

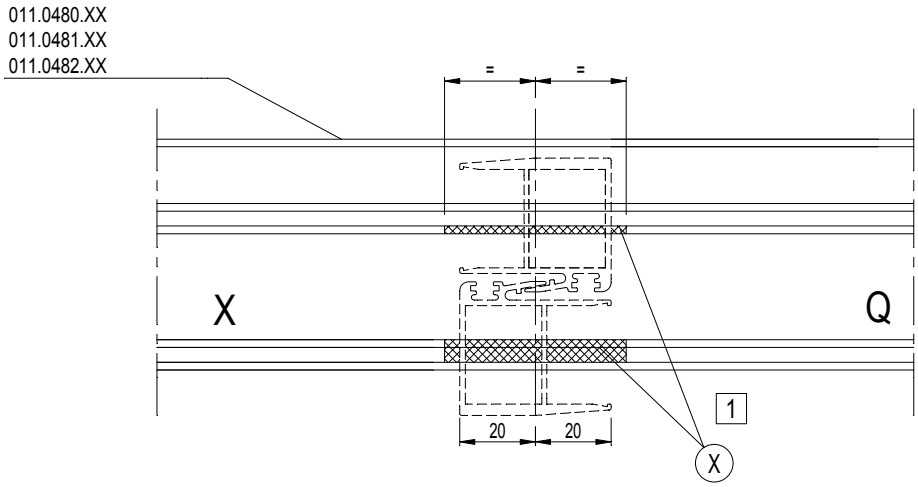

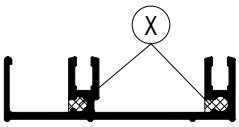

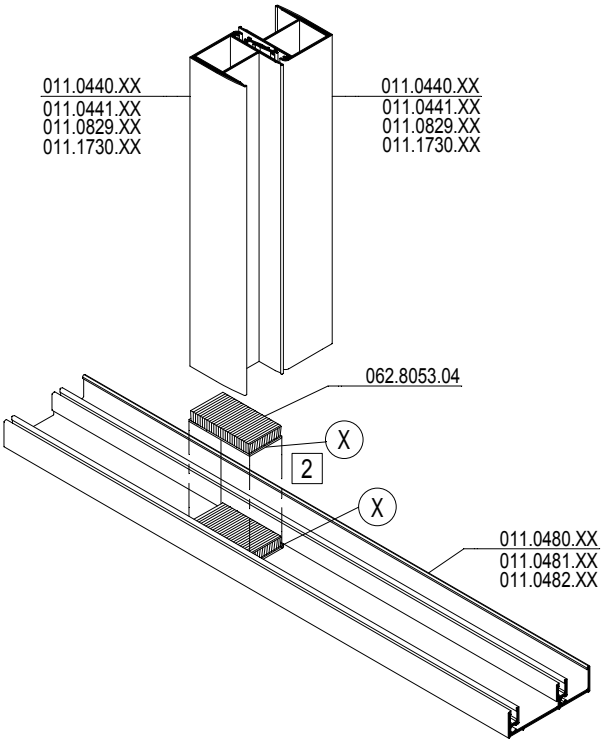

F

X	DICHTINGSMIDDEL MATIERE D'ETANCHEITE SEALING AGENT ABDICHTUNG

MONTAGEVOLGORDE L 'ORDRE DE MONTAGE THE ORDER OF ASSEMBLY MONTAGEREIHENFOLGE	1 2 3 .

D0083547

CP 45Pa (GR)

MONTAGE AFDICHTING MET BORSTEL
MONTAGE FERMETURE AVEC BROSSE
ASSEMBLY CLOSER WITH BRUSH
MONTAGE ABDICHTUNG MIT BUERSTE

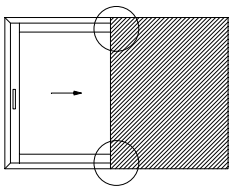

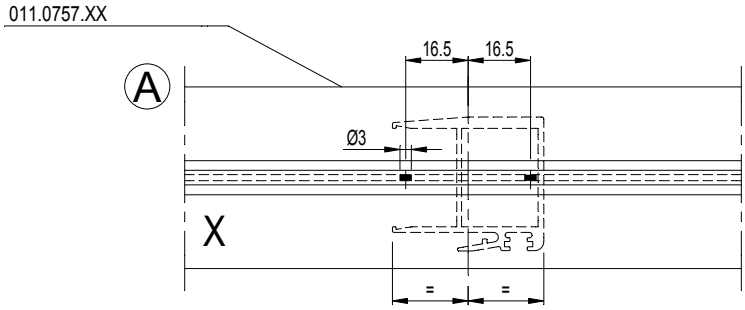

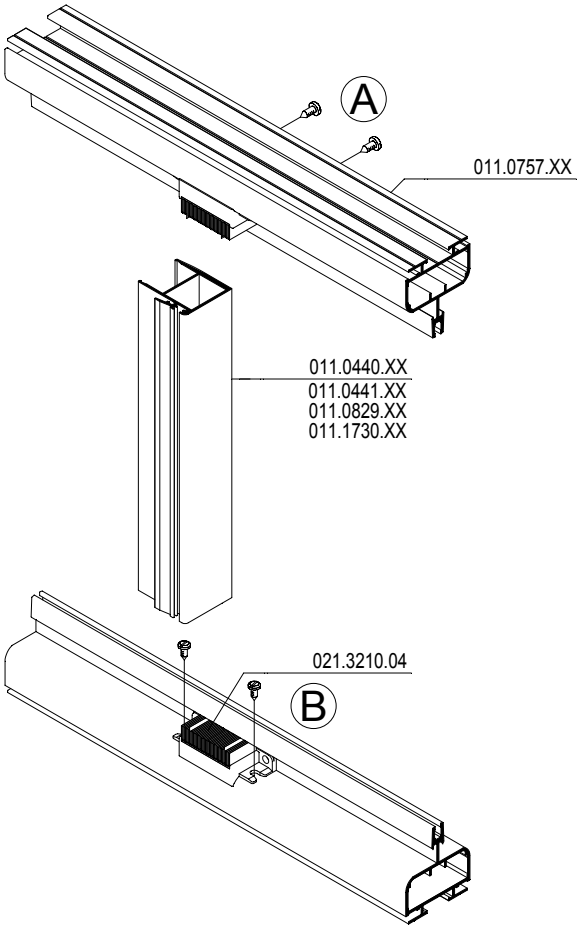

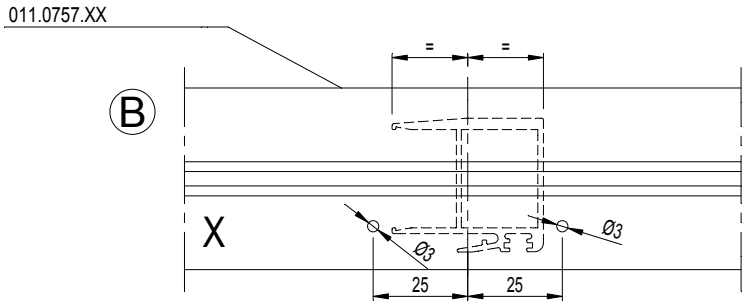

F

D0083547

CP 45Pa (GR)

SLOTOVERZICHT
TABLEAU DES FERMETURES
LOCK TABLE
UEBERSICHT SCHLOESSER

Reynaers Aluminium

Eénpuntslot / Fermeture 1 point / 1 point lock / Einfachverriegelung

Binnen / Intérieur / Inside / Innen		Middenruimte / Feuillure / Rebate / Falz				Buiten / Extérieur / Outside / Außen
Niet versterkt Sans renfort Not reinforced Nicht verstärkt	Versterkt Avec renfort Reinforced Verstärkt	Manueel Manuel Manual Manuell	Automatisch Automatique Automatic Automatisch			Niet versterkt Sans renfort Not reinforced Nicht verstärkt
062.7106.XX	062.7107.XX	062.7105.--	062.7129.--	062.7870.--	062.8001.17	062.7132.XX
of ou or oder		of ou or oder	+	+		
062.7106.XX	062.7107.XX	062.7105.--	062.7129.--	062.7870.--	062.8001.17	062.7133.XX
of ou or oder		of ou or oder	+	+		
062.7106.XX	062.7107.XX	062.7105.--		062.7870.--	062.8001.17	062.7145.XX
of ou or oder		+		+		
of ou or oder						
062.7110.XX						
of ou or oder						
062.7108.XX						
062.7110.XX	062.7108.XX	062.7105.--		062.7870.--	062.8001.17	062.7132.XX
		+		+		
062.7108.XX	062.7110.XX	062.7105.--		062.7870.--	062.8001.17	062.7133.XX
		+		+		

D0083383

F

Eénpuntslot / Fermeture 1 point / 1 point lock / Einfachverriegelung

Binnen/ Intérieur / Inside / Innen	Middenruimte / Feuillure / Rebate / Falz	Buiten / Extérieur / Outside / Außen
Niet versterkt Sans renfort Not reinforced Nicht verstärkt	Haak + ontvanger Crochet + recepteur Hook + receiver Haken + empfanger	Niet versterkt Sans renfort Not reinforced Nicht verstärkt
062.8126.XX 	062.8129.-- 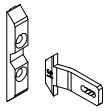	062.8128.XX 
062.8127.XX 	062.8129.-- 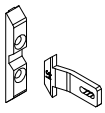	062.8128.XX 

Driepuntslot / Fermeture 3 points / 3 point lock / Dreifachverriegelung

Binnen / Intérieur / Inside / Innen		Middenruimte / Feuillure / Rebate / Falz			Buiten / Extérieur / Outside / Außen
Niet versterkt Sans renfort Not reinforced Nicht verstärkt	Versterkt Avec renfort Reinforced Verstärkt				Niet versterkt Sans renfort Not reinforced Nicht verstärkt
062.7106.XX  of ou or oder 062.7110.XX  of ou or oder 062.7108.XX 	062.7107.XX 	062.7105.-- 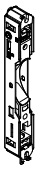 +	062.7135.--  +	062.7874.-- 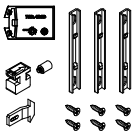	062.7132.XX  of ou or oder 062.7133.XX  of ou or oder 062.7145.XX 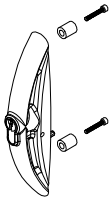

F

D0083383

CP 45Pa (GR)

UITFREZING VOOR SLOTEN
FRAISAGE POUR SERRURES
MILLING FOR LOCKS
AUSFRAESUNG FUER SCHLOESSER

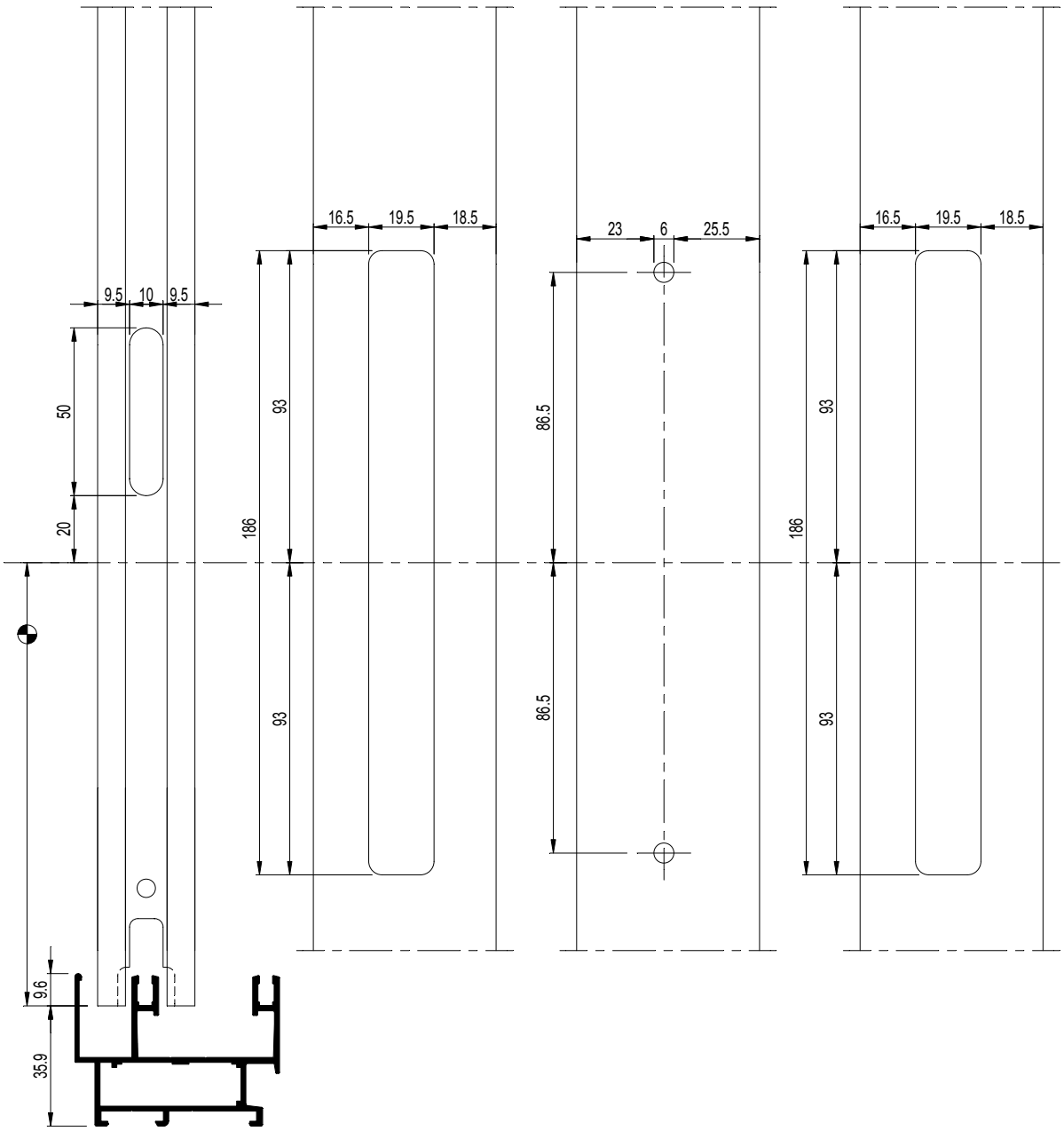

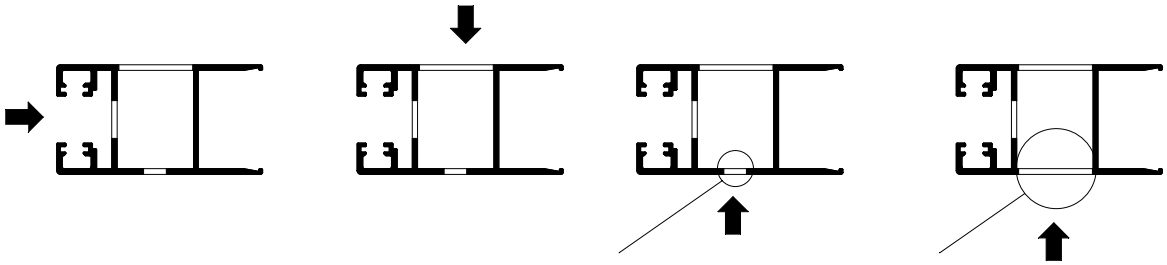

UITFREZING VOOR 062.7132.XX EN 062.7133.XX
MET BOORMAL 097.0559.00

FRAISAGE POUR 062.7132.XX ET 062.7133.XX
AVEC CALIBRE DE PERÇAGE 097.0559.00

MILLING FOR 062.7132.XX AND 062.7133.XX
WITH BORING JIG 097.0559

BOHRUNG FÜR 062.7132.XX UND 062.7133.XX
MIT BOHRLEHRE 097.0559.00

UITFREZING VOOR 062.7145.XX
FRAISAGE POUR 062.7145.XX
MILLING FOR 062.7145.XX
AUSFRÄSUNG FÜR 062.7145.XX

KRUKHOOGTE HAUTEUR DE BEQUILLE HEIGHT OF HANDLE HANDGRIFFHOEHE	1050 mm

	097.L300.00

D0083389

MONTAGE SLOTEN
MONTAGE SERRURES
ASSEMBLY LOCKS
MONTAGE SCHLOESSER

2

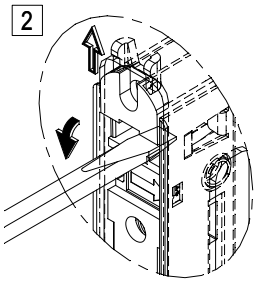

1

PLAATS DE SLUITINGSBLOK LANGS ONDER
(PENNEN NAAR BUITEN)
ENGAGER LE BLOC SERRURE PAR LE BAS
(COTÉ FOURCHETTES SORTIES)
INSERT THE LOCK BLOCK BELOW (TABS OUT SIDE)
SETZEN SIE DEN SCHLIEßMECHANISMUS VON UNTEN EIN

1

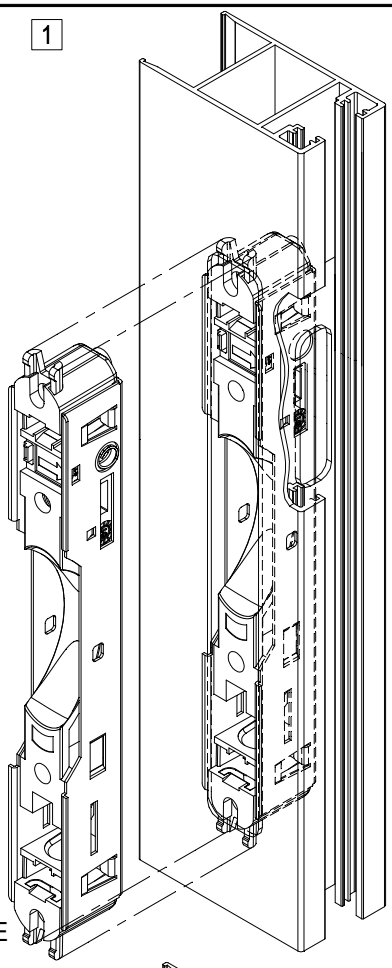

2

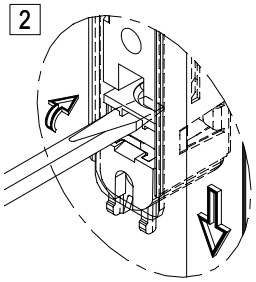

2

SCHUIF DE PENNEN VOLLEDIG UIT MET SCHROEVENDRAAIER
ENGAGER LES FOURCHETTES HAUTES À L'AIDE D'UN
TOURNEVIS PLAT
ENGAGE THE TABS COMPLETELY WITH FLAT SCREWDRIVER
BLOCKIEREN SIE DIE RIEGEL MIT EINEM FLACHEN
SCHRAUBENZIEHER

3

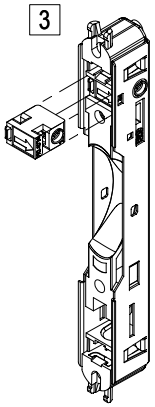

3

ZET DE GELEIDER IN DE LAAGSTE POSITIE (OPEN POSITIE) EN
PLAATS DE VEILIGHEIDSBLOK

PLACER LE COULISSEAU EN POSITION BASSE (OUVERTE) ET METTRE
EN PLACE LE BOITIER ANTI-FAUSSE MANOEUVRE.

PLACE THE GLIDE IN LOW POSITION (OPEN POSITION) AND INSERT
THE SAFETY BLOCK.

STELLEN SIE DEN GLEITER AUF DIE UNTERE POSITION (GEÖFFNET) UND
SETZEN SIE DIE SICHERUNGSBLOCKIERUNG EIN

5

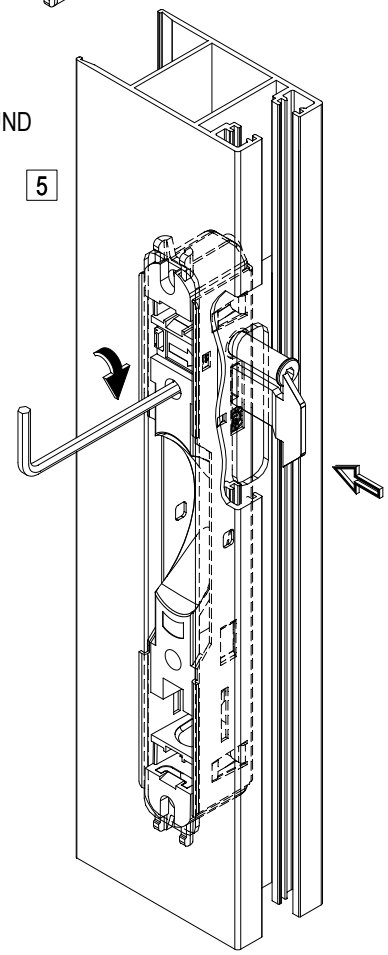

4

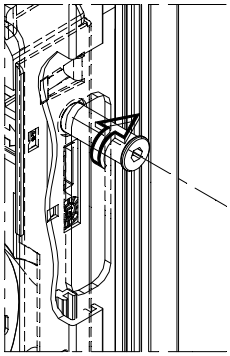

4

DRAAI DE VEILIGHEIDSPIN AAN
VISSER LE PALPEUR ANTI-FAUSSE MANŒUVRE
TIGHTEN THE SAFETY FINGER
ZIEHEN SIE DEN SICHERUNGSBOLZEN AN

5

PLAATS DE PEN EN DRAAI AAN (ZESKANTSLEUTEL 3 MM)
ENGAGER LE PÊNE ET SERRER À L'AIDE D'UNE CLÉ (6 PANS DE 3 MM)
INSERT THE BOLT AND TIGHTEN (SOCKET HEAD WRENCH 3 MM)
SETZEN SIE DEN STIFT EIN UND BEFESTIGEN SIE IHN
(SECHSKANTSCHLÜSSEL 3 MM)

D0083389

F

CP 45Pa (GR)

UITFREZING VOOR SLOTEN
FRAISAGE POUR SERRURES
MILLING FOR LOCKS
AUSFRAESUNG FUER SCHLOESSER



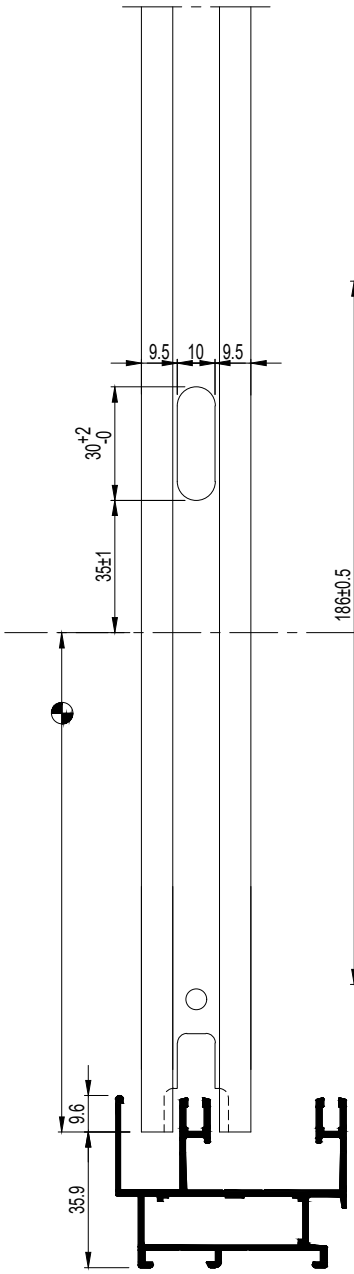

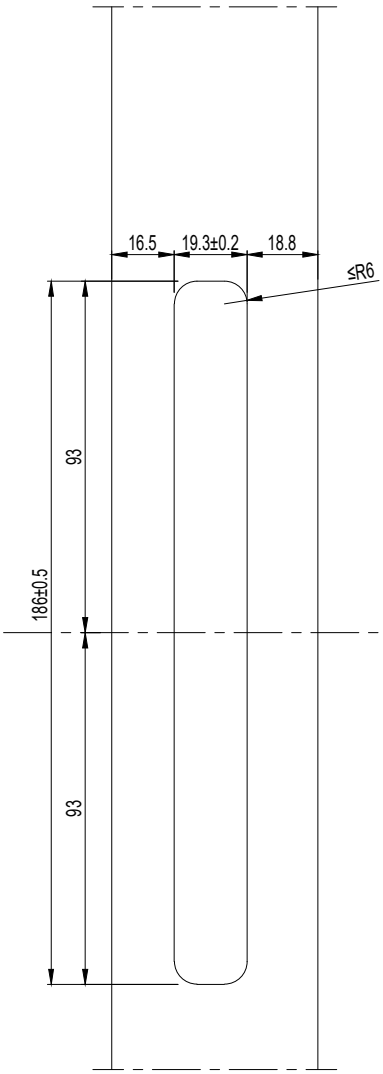

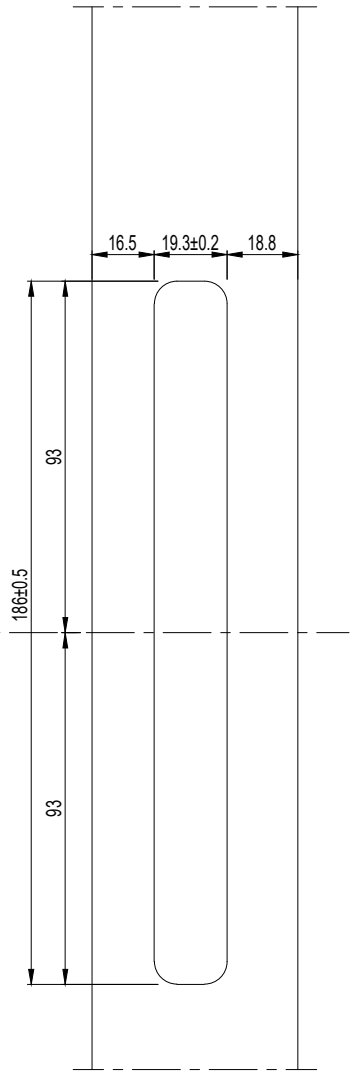

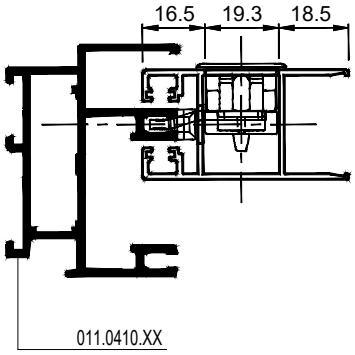

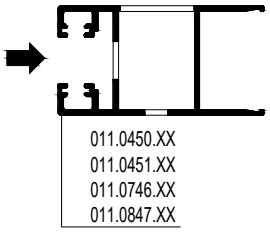

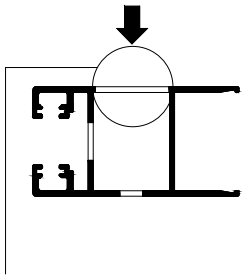

UITFREZING VOOR 062.8126.XX 062.8127
FRAISAGE POUR 062.8126.XX 062.8127
MILLING FOR 062.8126.XX 062.8127
AUSFRÄSUNG FÜR 062.8126.XX 062.8127

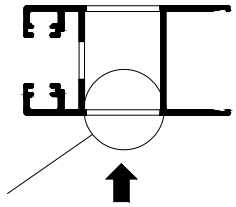

UITFREZING VOOR 062.8128
FRAISAGE POUR 062.8128
MILLING FOR 062.8128
AUSFRÄSUNG FÜR 062.8128

F

KRUKHOOGTE HAUTEUR DE BEQUILLE HEIGHT OF HANDLE HANDGRIFFHOEHE	1050 mm

	097.L300.00

Bevestiging kruk op profiel
Fixation de la poignee au profil
Fixing handle to profile
Befestigung des griffs am profil

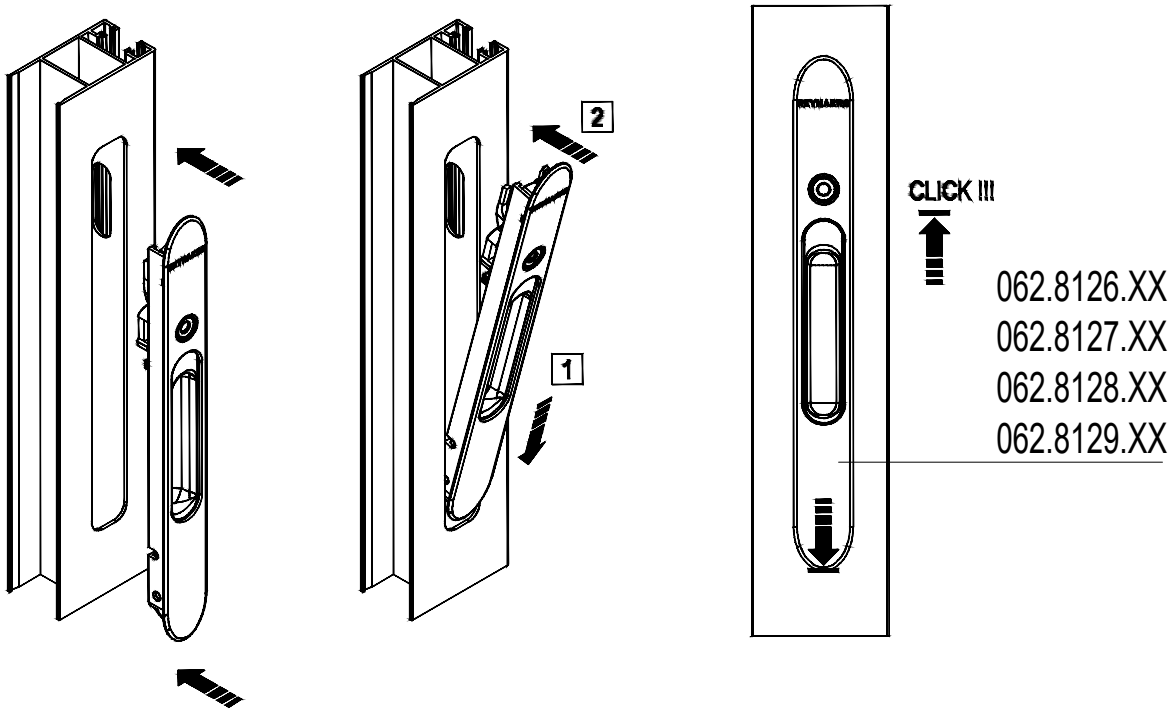

Haak bevestiging
Montage crochet
Hook assembly
Montage des hakens

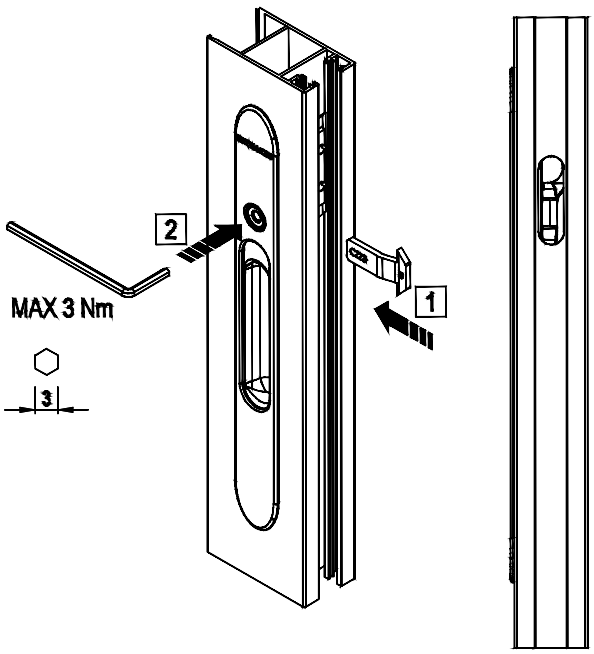

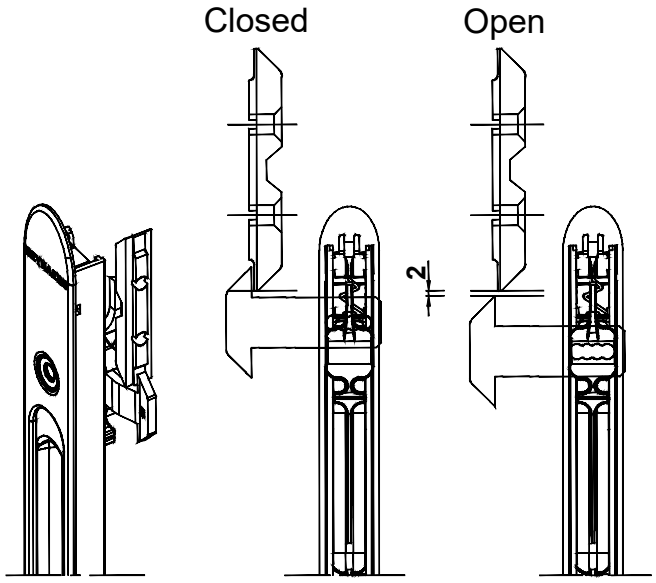

Bevestiging sluitplaat
Montage repere
Striker plate assembly
Montage des anschlags

F

CP 45Pa (GR)

MONTAGE DRIEPUNTSLUITING
MONTAGE FERMETURE A 3 POINTS
ASSEMBLY 3 POINT LOCK
MONTAGE 3-FACHVERRIEGELUNG

Reynaers Aluminium

2

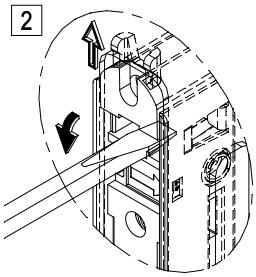

1

PLAATS DE SLUITINGSBLOK LANGS ONDER (PENNEN NAAR BUITEN) EN DE DRIEPUNTSLUITING

ENGAGER LE BLOC SERRURE PAR LE BAS (COTÉ FOURCHETTES SORTIES) ET LE FERMETURE A 3 POINTS

INSERT THE LOCK BLOCK BY LOW (TABS OUT SIDE) AND THE BAR WHIT THE LOCKING POINTS

SETZEN SIE DEN SCHLIEßMECHANISMUS VON UNTEN EIN UND DREIFACHVERRIEGELUNG

1

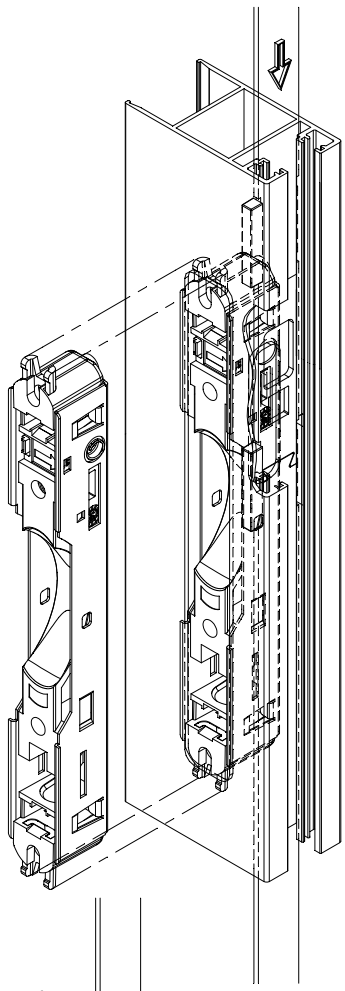

2

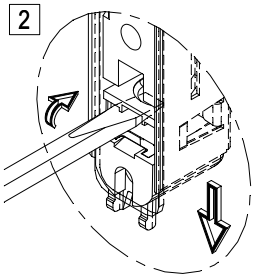

2

SCHUIF DE PENNEN VOLLEDIG UIT MET SCHROEVENDRAAIER
ENGAGER LES FOURCHETTES HAUTES À L'AIDE D'UN TOURNEVIS PLAT
ENGAGE THE TABS COMPLETELY WITH FLAT SCREWDRIVER
BLOCKIEREN SIE DIE RIEGEL MIT EINEM FLACHEN SCHRAUBENZIEHER

3

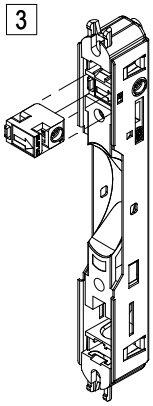

3

ZET DE GELEIDER IN DE LAAGSTE POSITIE (OPEN POSITIE) EN PLAATS DE VEILIGHEIDSBLOK

PLACER LE COULISSEAU EN POSITION BASSE (OUVERTE) ET METTRE EN PLACE LE BOITIER ANTI-FAUSSE MANOEUVRE.

PLACE THE GLIDE IN LOW POSITION (OPEN POSITION) AND INSERT THE SAFETY BLOCK.

STELLEN SIE DEN GLEITER AUF DIE UNTERE POSITION (GËOFFNET) UND SETZEN SIE DIE SICHERUNGSBLOCKIERUNG EIN

5

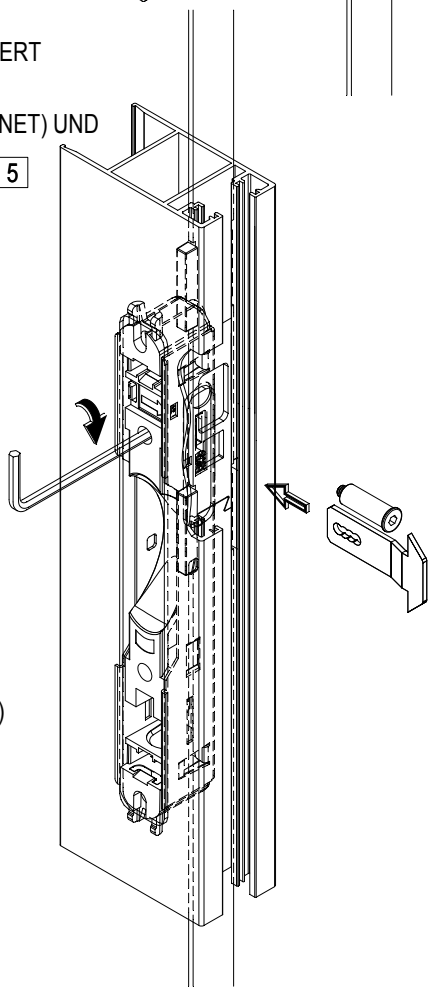

4

DRAAI DE VEILIGHEIDSPIN AAN
VISSER LE PALPEUR ANTI-FAUSSE MANŒUVRE
TIGHTEN THE SAFETY FINGER
ZIEHEN SIE DEN SICHERUNGSBOLZEN AN

4

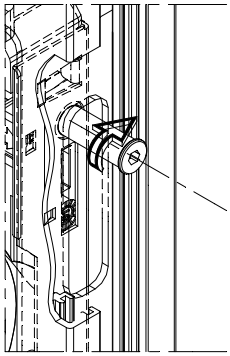

5

PLAATS DE PEN EN DRAAI AAN (ZESKANTSLEUTEL 3 MM)
ENGAGER LE PÊNE ET SERRER À L'AIDE D'UNE CLÉ (6 PANS DE 3 MM)
INSERT THE BOLT AND TIGHTEN (SOCKET HEAD WRENCH 3 MM)
SETZEN SIE DEN STIFT EIN UND BEFESTIGEN SIE IHN (SECHSKANTSCHLÜSSEL 3 MM)

D0083402

F

MONTAGE RAAMPOMP
MONTAGE CREMONE
ASSEMBLY HANDLE
MONTAGE HANDHEBEL

VLEUGEL NIET VERSTERKT
OUVRANT NON RENFORCE
VENT WITHOUT REINFORCEMENT
FLUEGEL NICHT VERSTAERKT

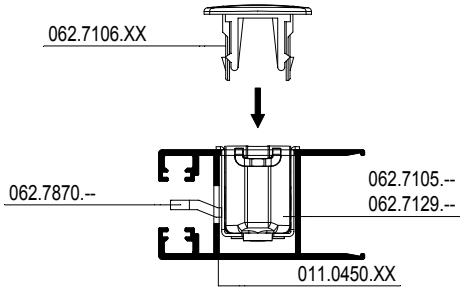

MONTAGE SLOTAFDEKKING
MONTAGE CACHE-BOITIER
ASSEMBLY FRONT COVER
MONTAGE ABDECKPLATTE

VLEUGEL VERSTERKT
OUVRANT RENFORCE
REINFORCED VENT
FLUEGEL VERSTAERKT

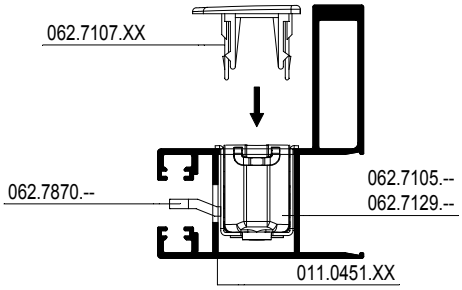

MONTAGE BEUGELHANDGREEP
MONTAGE POIGNEE DE TIRAGE
ASSEMBLY LOCK CUP HANDLE
MONTAGE SCHALENGRIFF

AANHAALKOPPEL MAX . 3Nm
COUPLE DE SERRAGE MAX . 3Nm
MOMENT OF FORCE MAX . 3Nm
ANZUGSMOMENT MAX . 3Nm

VLEUGEL NIET VERSTERKT
OUVRANT NON RENFORCE
VENT WITHOUT REINFORCEMENT
FLUEGEL NICHT VERSTAERKT

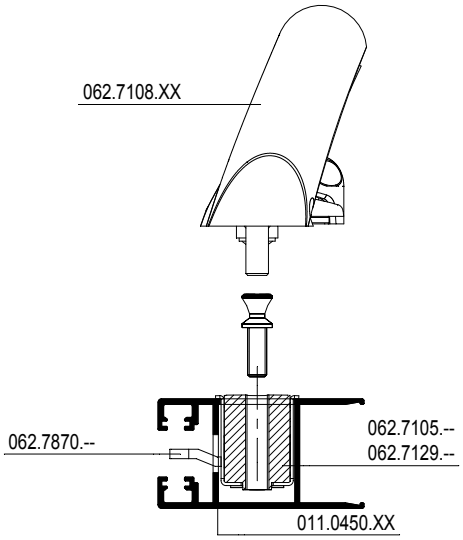

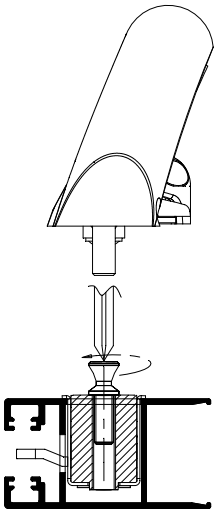

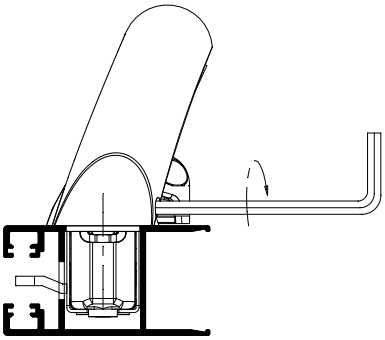

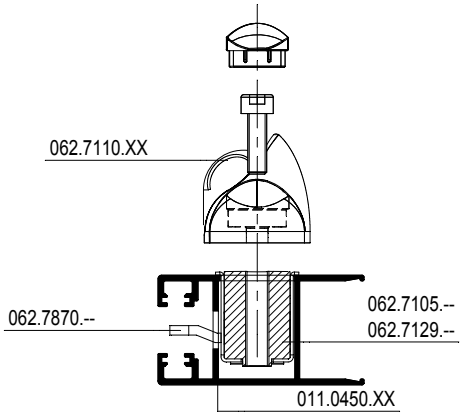

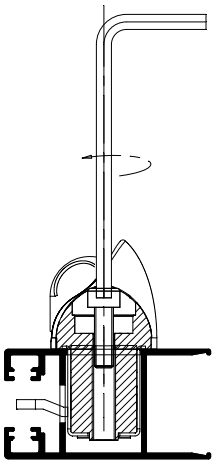

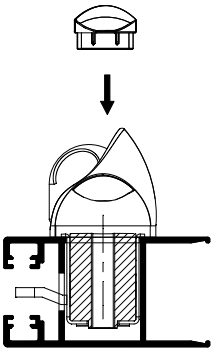

F

D0083402

MONTAGE RAAMPOMP
MONTAGE CREMONE
ASSEMBLY HANDLE
MONTAGE HANDHEBEL

MONTAGE BEUGELHANDGREEP AAN DE BUITENZIJDE
MONTAGE DES POIGNEES DE TIRAGE EXTERIEURE
ASSEMBLY OUTSIDE LOCK CUP HANDLE
MONTAGE SCHALENGRIFF AUSSEN



097.0599.00

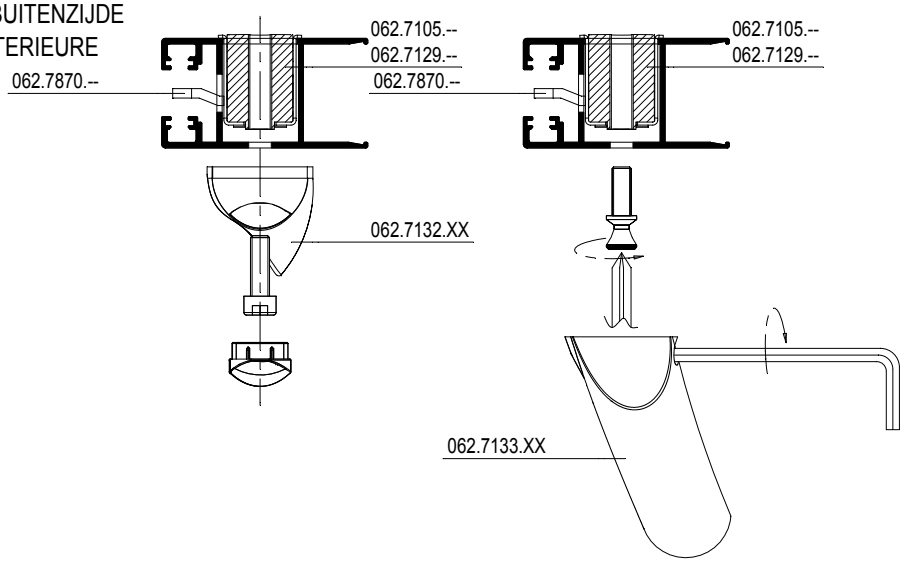

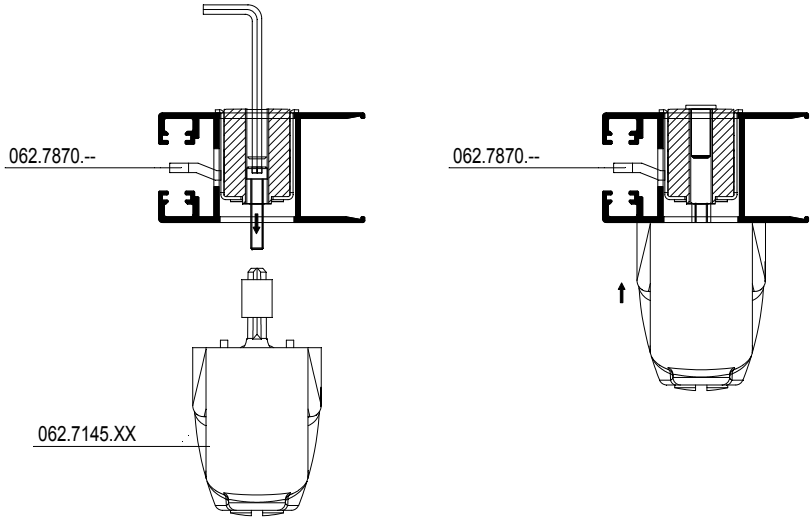

MONTAGE BEUGELHANDGREEP MET CILINDER
MONTAGE POIGNEE DE TIRAGE AVEC CYLINDRE
ASSEMBLY LOCK CUP HANDLE WITH CILIDER
MONTAGE SCHALENGRIFF MIT ZYLINDER

MONTAGE BEUGELHANDGREEP BIJ AANSLUITING TUSSEN TWEE VLEUGELS
MONTAGE POIGNEE DE TIRAGE LORSQUE DEUX OUVRANTS SONT RACCORDES
ASSEMBLY LOCK CUP HANDLE WHEN TWO VENTS ARE CONNECTED
MONTAGE SCHALENGRIFF BEI ANSCHLUSS ZWISCHEN ZWEI FLUEGEL

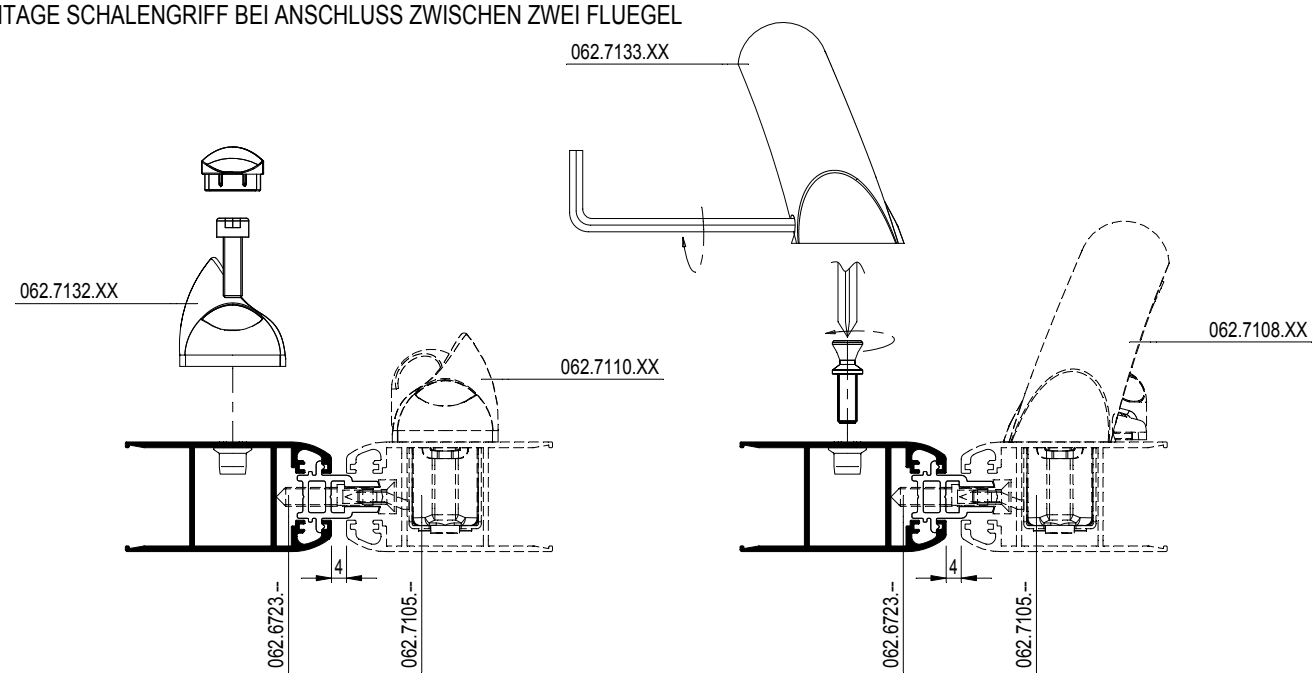

D0083486

F

MONTAGE SLOTPADEN
MONTAGE GACHES
ASSEMBLY RECEIVERS
MONTAGE SCHIESSBLECHE

MONTAGE SLOTPAD OP KADER
MONTAGE GACHE SUR DORMANT
ASSEMBLY RECEIVER ON OUTER FRAME
MONTAGE SCHLIESSBLECH AUF BLENDRAHMEN

DRIEPUNTSLUITING
FERMETURE A 3 POINT
3 POINT LOCK
DREIFACHVERRIEGELUNG

EENPUNTSLUITING
FERMETURE A 1 POINT
1-POINT LOCK
EINFACHVERRIEGELUNG

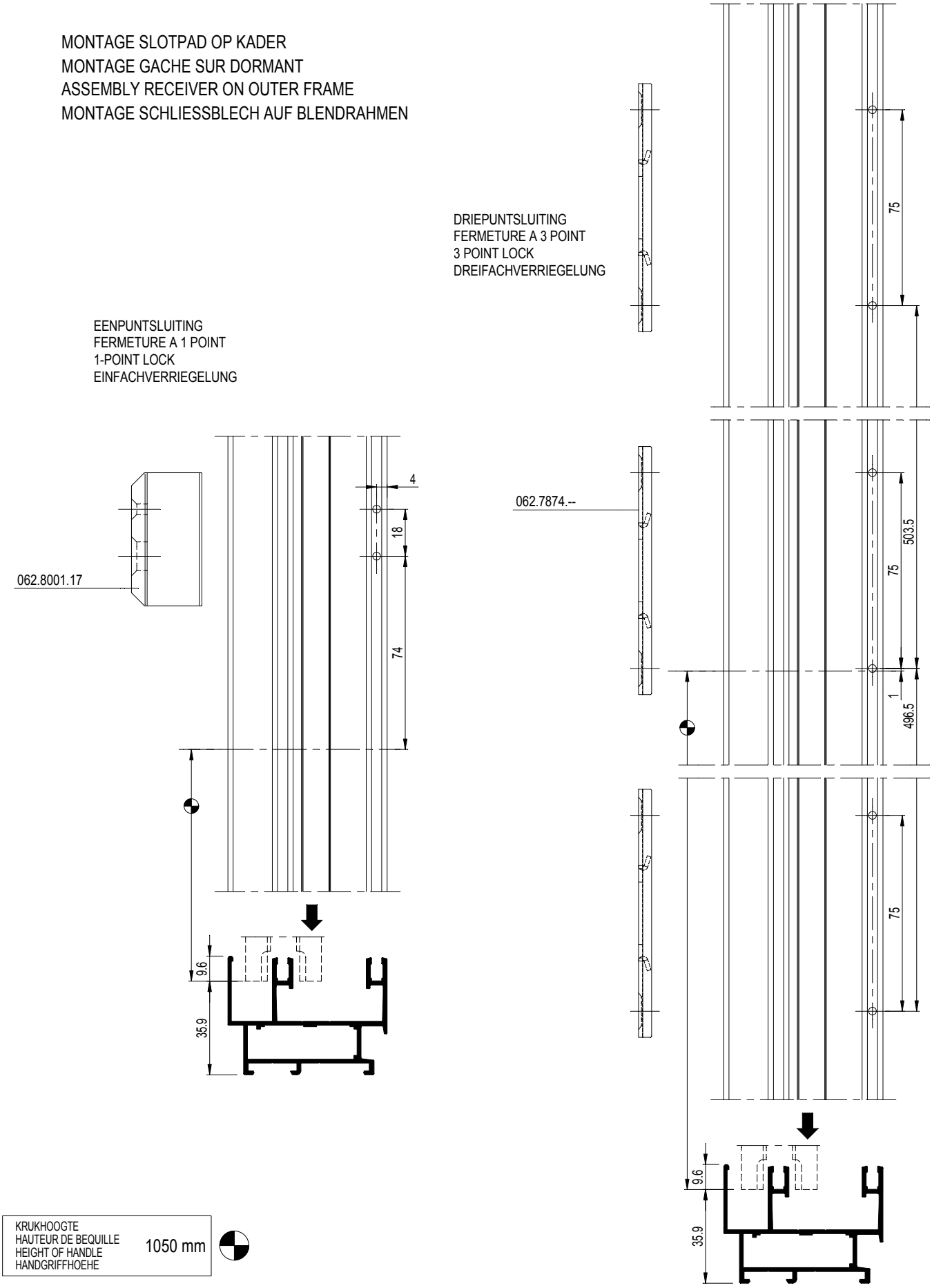

KRUKHOOGTE HAUTEUR DE BEQUILLE HEIGHT OF HANDLE HANDGRIFFHOEHE	1050 mm

F

D0083486

CP 45Pa (GR)

MONTAGE SLOTPADEN
MONTAGE GACHES
ASSEMBLY RECEIVERS
MONTAGE SCHIESSBLECHE

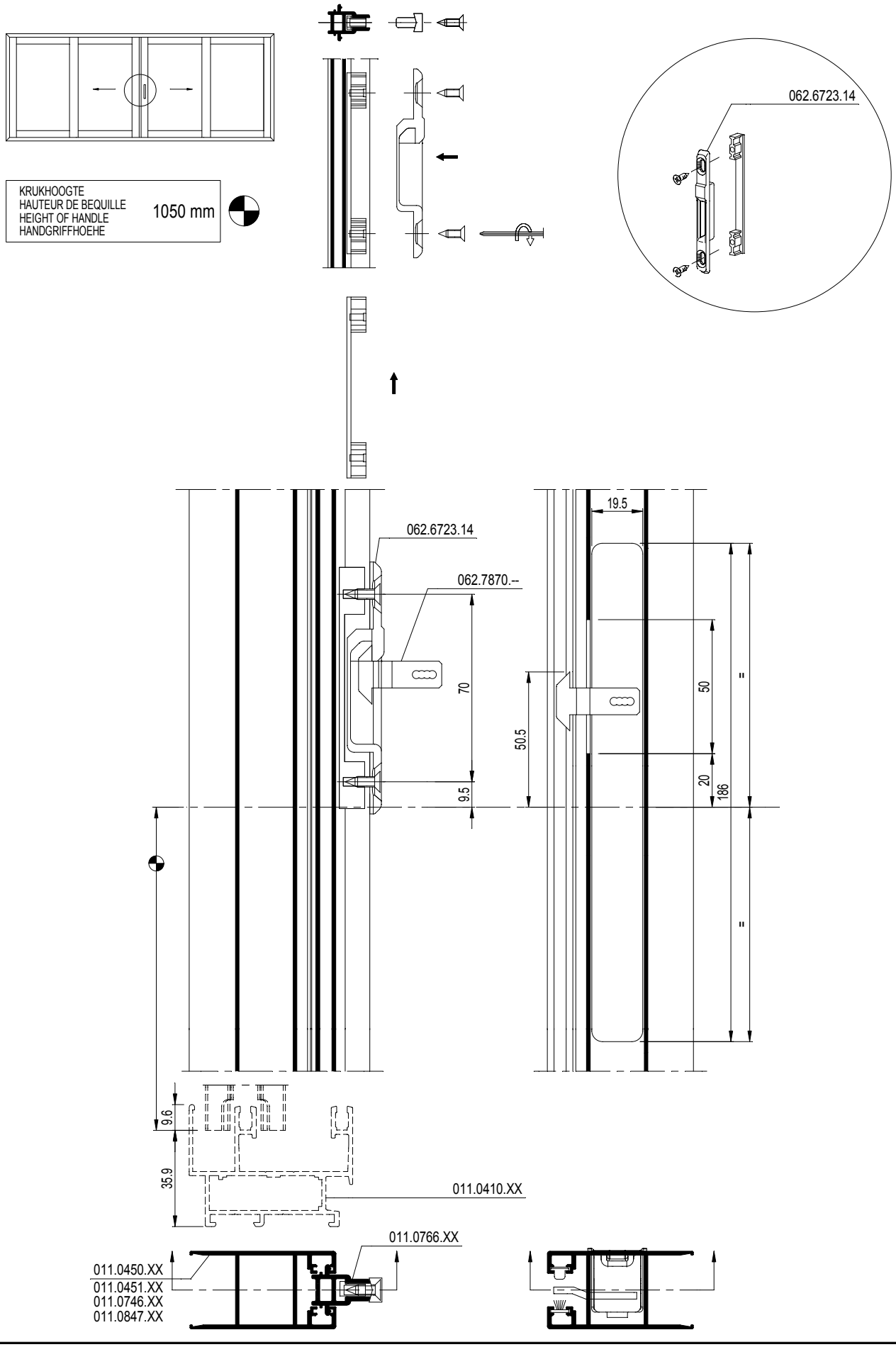

D0083564

F

CP 45Pa (GR)

MONTAGE SLOTPADEN
MONTAGE GACHES
ASSEMBLY RECEIVERS
MONTAGE SCHIESSBLECHE

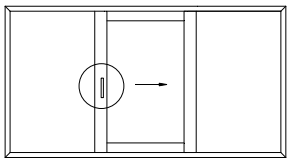

KRUKHOOGTE HAUTEUR DE BEQUILLE HEIGHT OF HANDLE HANDGRIFFHOEHE	1050 mm

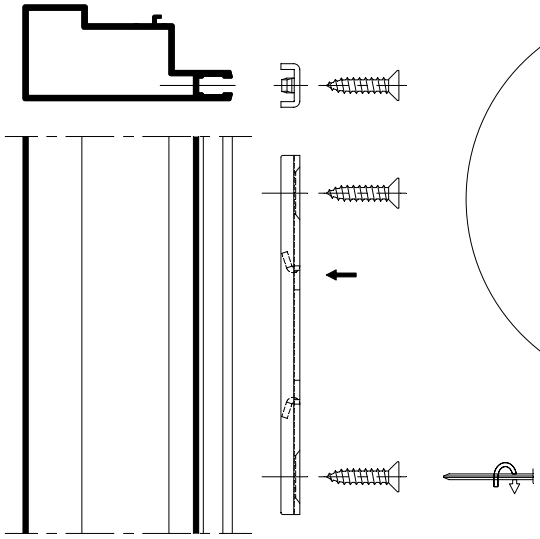

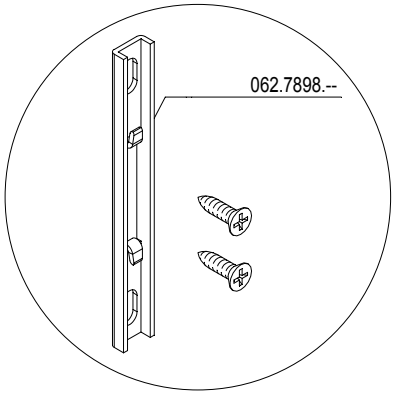

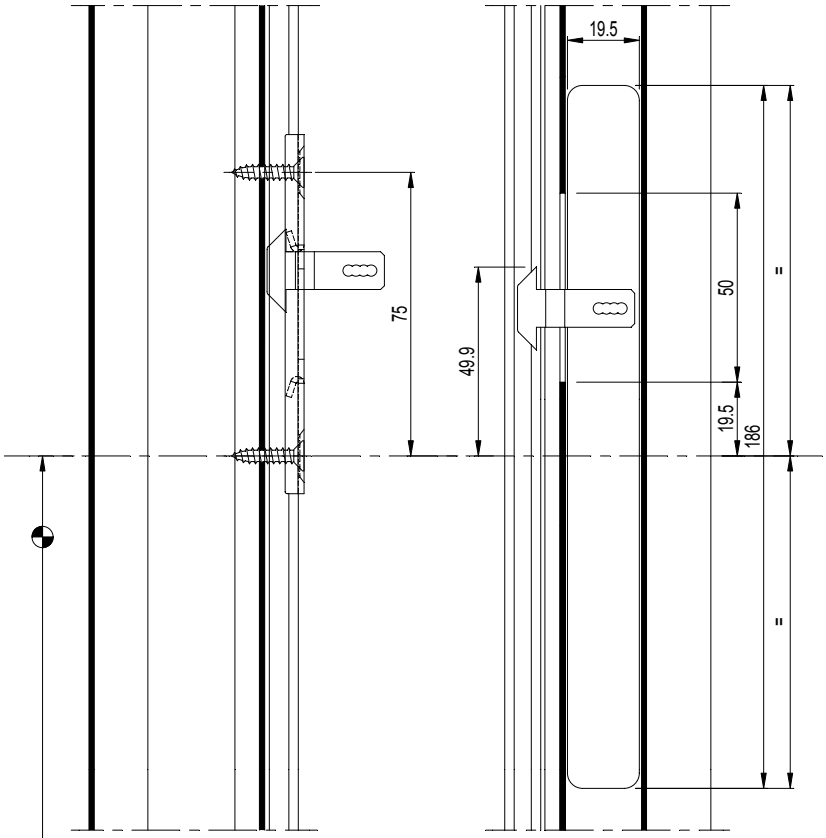

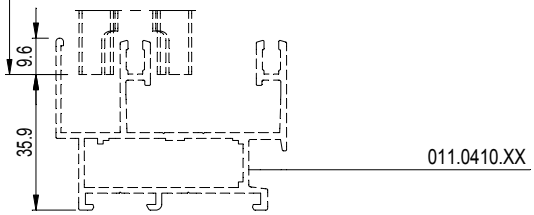

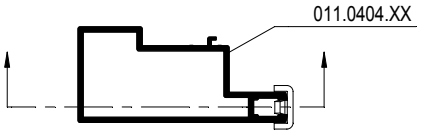

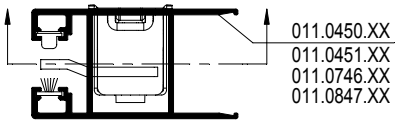

F

D0083564

CP 45Pa (GR)

MONTAGE SLOTPADEN
MONTAGE GACHES
ASSEMBLY RECEIVERS
MONTAGE SCHIESSBLECHE

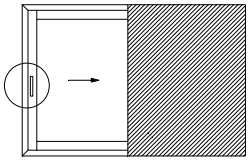

KRUKHOOGTE
HAUTEUR DE BEQUILLE
HEIGHT OF HANDLE
HANDGRIFFHOEHE
1050 mm

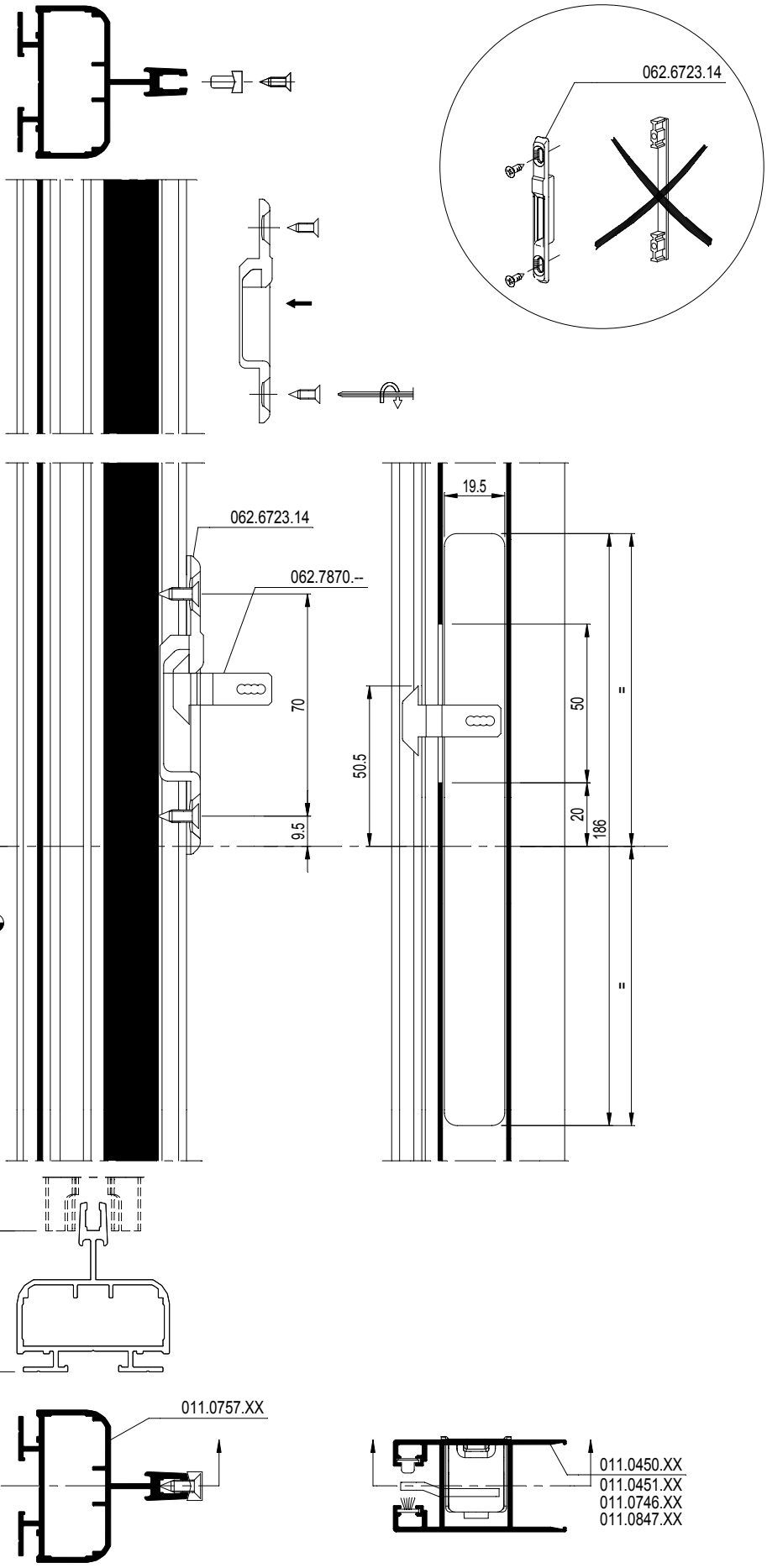

D0083576

F

CP 45Pa (GR)

MONTAGE SLOTPADEN
MONTAGE GACHES
ASSEMBLY RECEIVERS
MONTAGE SCHIESSBLECHE

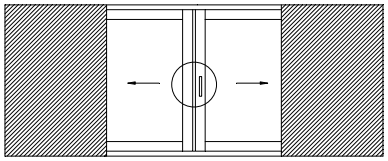

KRUKHOOGTE
HAUTEUR DE BEQUILLE
HEIGHT OF HANDLE
HANDGRIFFHOEHE
1050 mm

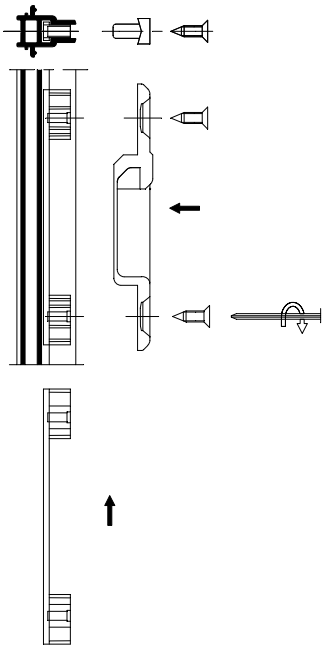

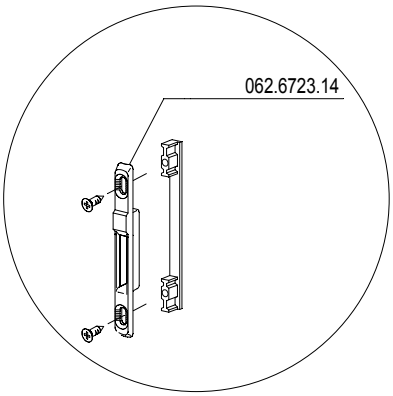

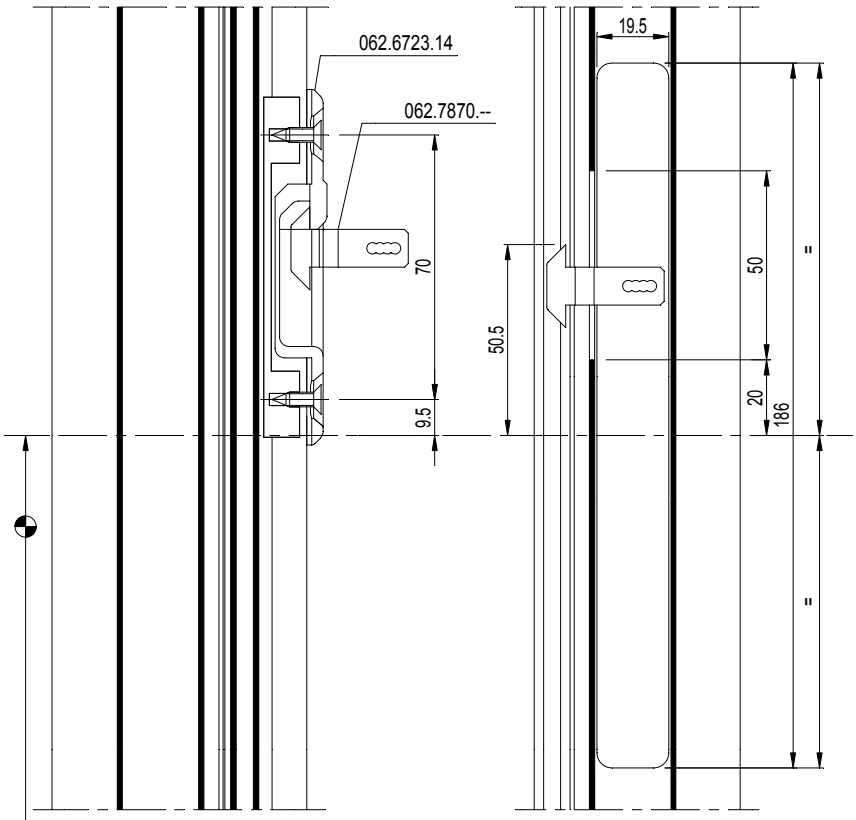

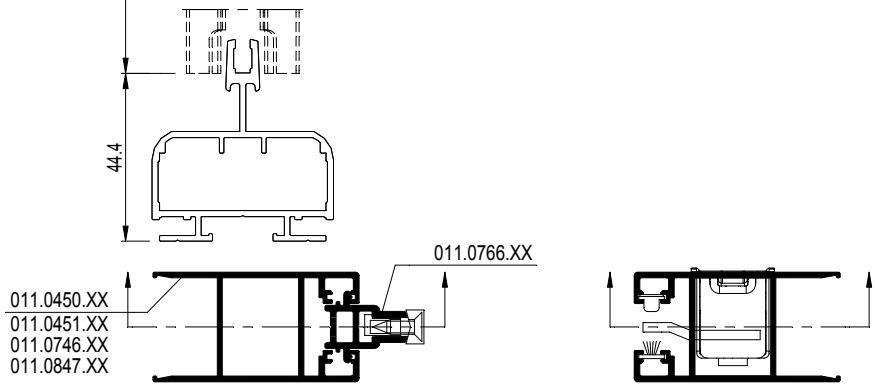

F

D0083576

CP 45Pa (GR)

SLOTOVERZICHT
TABLEAU DES FERMETURES
LOCK TABLE
UEBERSICHT SCHLOESSER

KRUK POIGNEE HANDLE HANDGRIFF			SLOTEN SERRURES LOCKS SCHLOESSER	
BINNEN INTERIEURE INSIDE INNEN	BUITEN EXTERIEURE OUTSIDE AUSSEN	CYLINDER CYLINDER CYLINDER ZYLINDER	SLOT SERRURE LOCK SCHLOSS	SLOTPAD GACHE RECIEVER SCHLIESSBLECHE
062.7185.XX 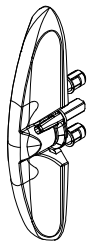			062.7191.-- 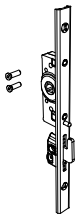	062.7194.-- 1x 
OF-OU-OR-ODER				
062.7185.XX 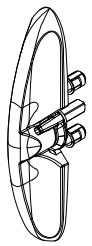	062.7187.XX 			
062.7185.XX 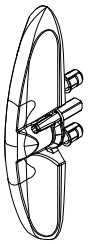		062.7195.-- ou 062.7196.-- 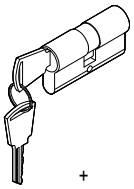 + 062.6970.XX 2x 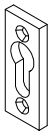	062.7191.-- 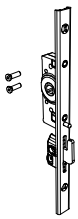 062.7192.-- 	062.7194.-- 2x 
OF-OU-OR-ODER				
062.7185.XX 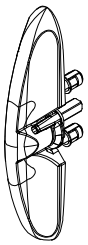	062.7187.XX 			

F

D0083505

CP 45Pa (GR)

SLOTOVERZICHT
TABLEAU DES FERMETURES
LOCK TABLE
UEBERSICHT SCHLOESSER

Reynaers Aluminium

KRUK POIGNEE HANDLE HANDGRIFF			SLOTEN SERRURES LOCKS SCHLOESSER	
BINNEN INTERIEURE INSIDE INNEN	BUITEN EXTERIEURE OUTSIDE AUSSEN	CYLINDER CYLINDER CYLINDER ZYLINDER	SLOT SERRURE LOCK SCHLOSS	SLOTPAD GACHE RECIEVER SCHLIESSBLECHE
062.7185.XX 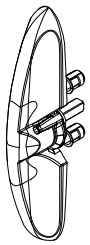		062.7195.-- ou 062.7196.-- 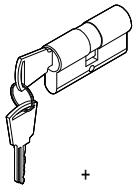 +	062.7193.-- 	062.7194.-- 3x 
OF-OU-OR-ODER				
062.7185.XX 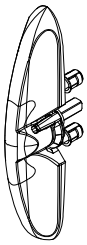	062.7187.XX 	062.6970.XX 2x 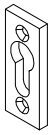	062.7191.-- 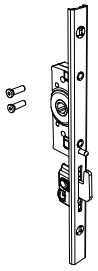 062.7192.-- 	

F

D0083505

CP 45Pa (GR)

UITFREZING VOOR SLOTEN
FRAISAGE POUR SERRURES
MILLING FOR LOCKS
AUSFRAESUNG FUER SCHLOESSER

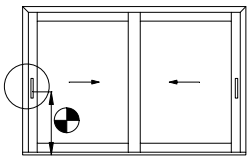

KRUKHOOGTE HAUTEUR DE BEQUILLE HEIGHT OF HANDLE HANDGRIFFHOEHE	1050 mm

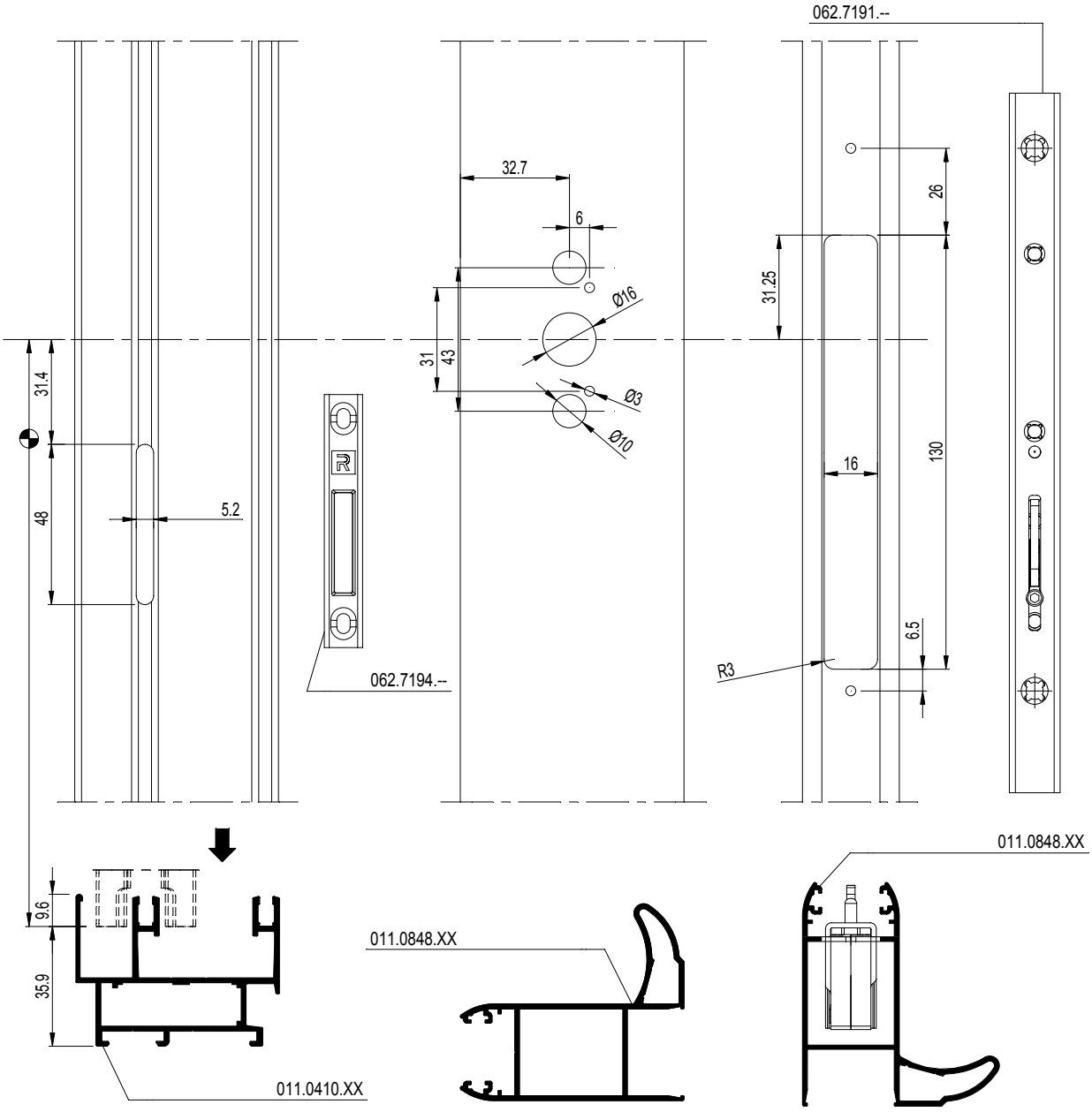

D0084078

F

CP 45Pa (GR)

UITFREZING VOOR SLOTEN
FRAISAGE POUR SERRURES
MILLING FOR LOCKS
AUSFRAESUNG FUER SCHLOESSER

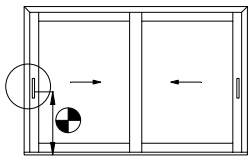

KRUKHOOGTE HAUTEUR DE BEQUILLE HEIGHT OF HANDLE HANDGRIFFHOEHE	1050 mm

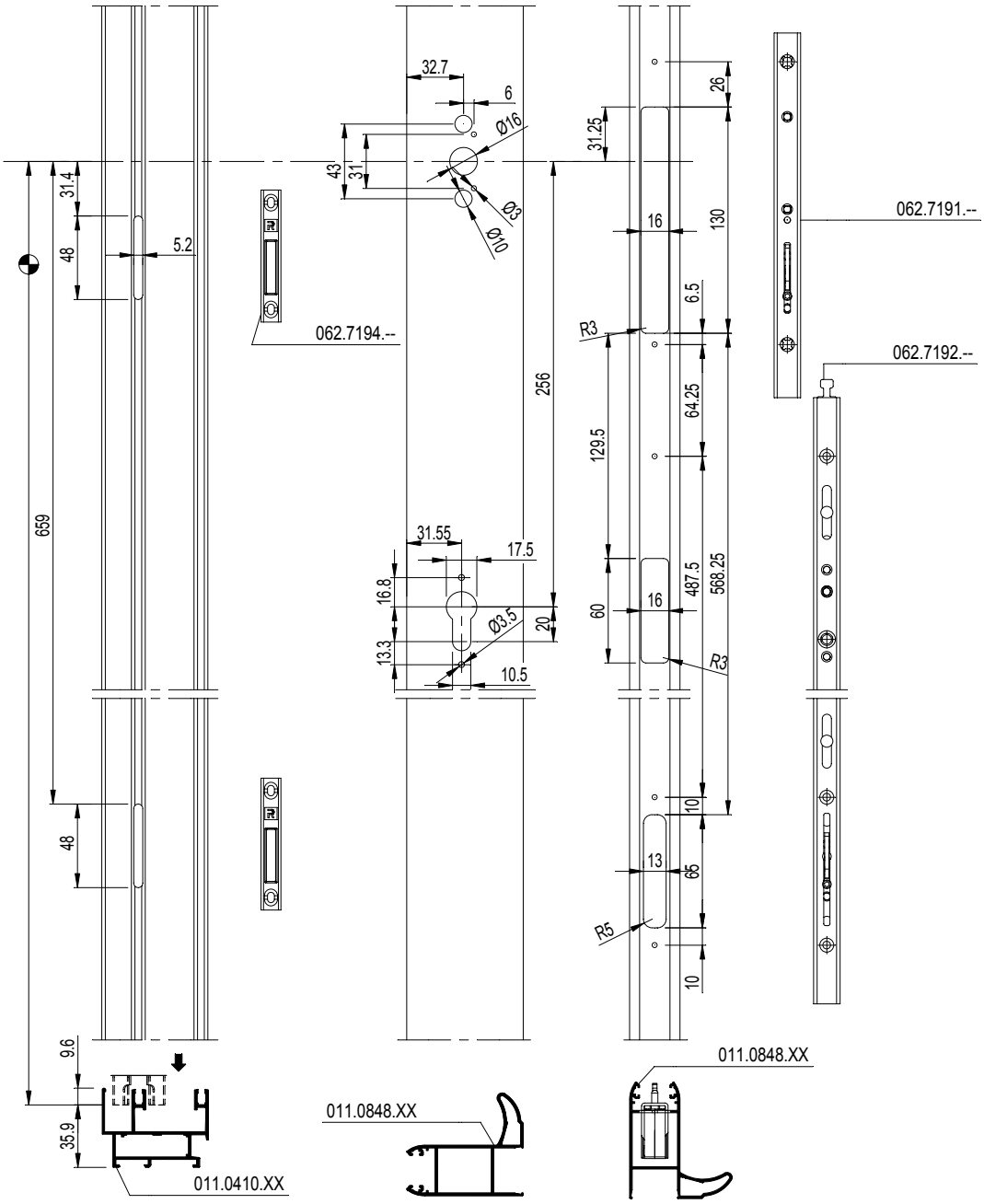

F

D0084078

UITFREZING VOOR SLOTEN
FRAISAGE POUR SERRURES
MILLING FOR LOCKS
AUSFRAESUNG FUER SCHLOESSER

D0084053

CP 45Pa (GR)

UITFREZING VOOR SLOTEN
FRAISAGE POUR SERRURES
MILLING FOR LOCKS
AUSFRAESUNG FUER SCHLOESSER

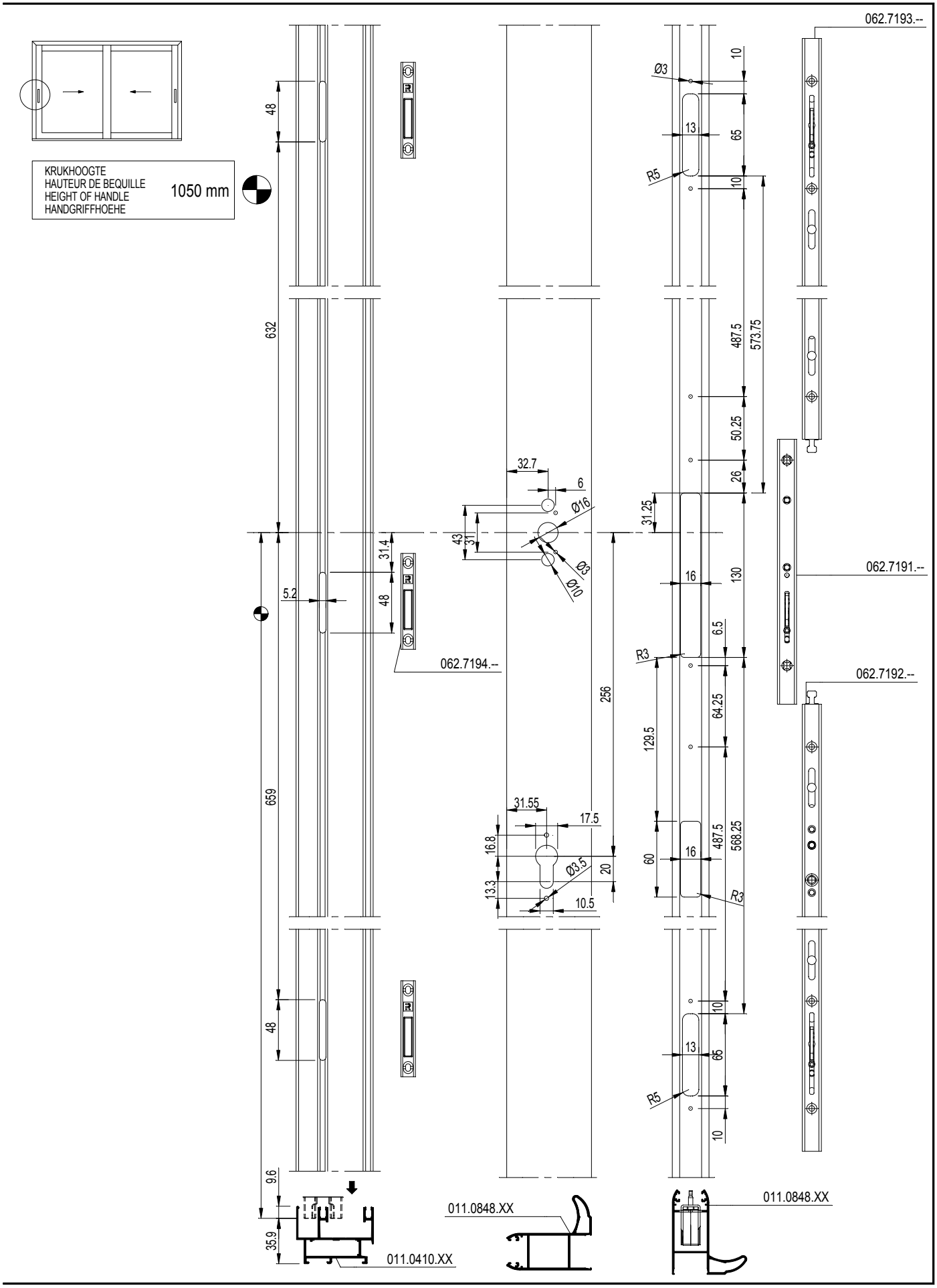

F

D0084053

CP 45Pa (GR)

EINDSTUKKEN BODEMPROFIEL
PIECES FINALES PROFILE DE SEUIL
END PIECES FLOOR PROFILE
ENDKAPPEN SCHWELLE

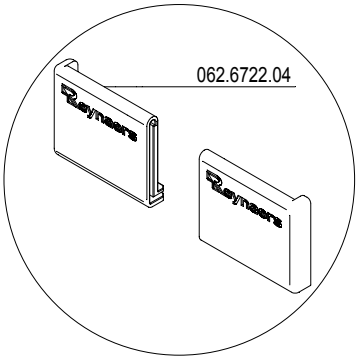

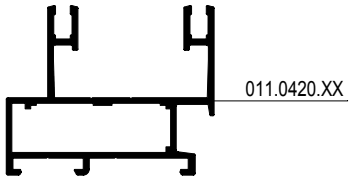

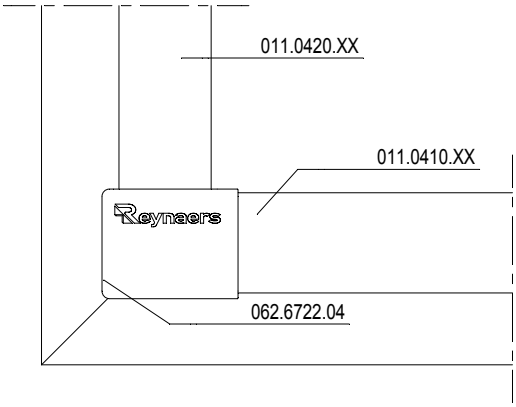

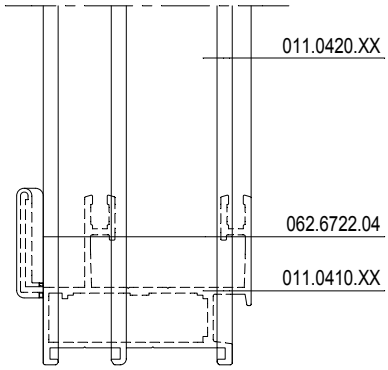

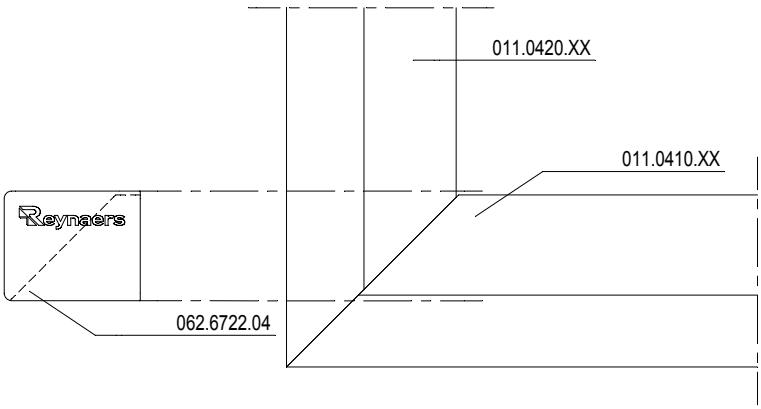

F

D0083549

BUFFER
BUTEE
BUFFER
STOPPER

PLAATS VAN DE BUFFER TE BEPALEN MET OPEN VLEUGEL
PLACE DE LA BUTEE A DETERMINER AVEC OUVRANT OUVERT
PLACE OF BUFFER TO DETERMINE WITH OPEN VENT
STELLE DES STOPPERS ZU BESTIMMEN MIT GEÖFFNETEM FLÜGEL

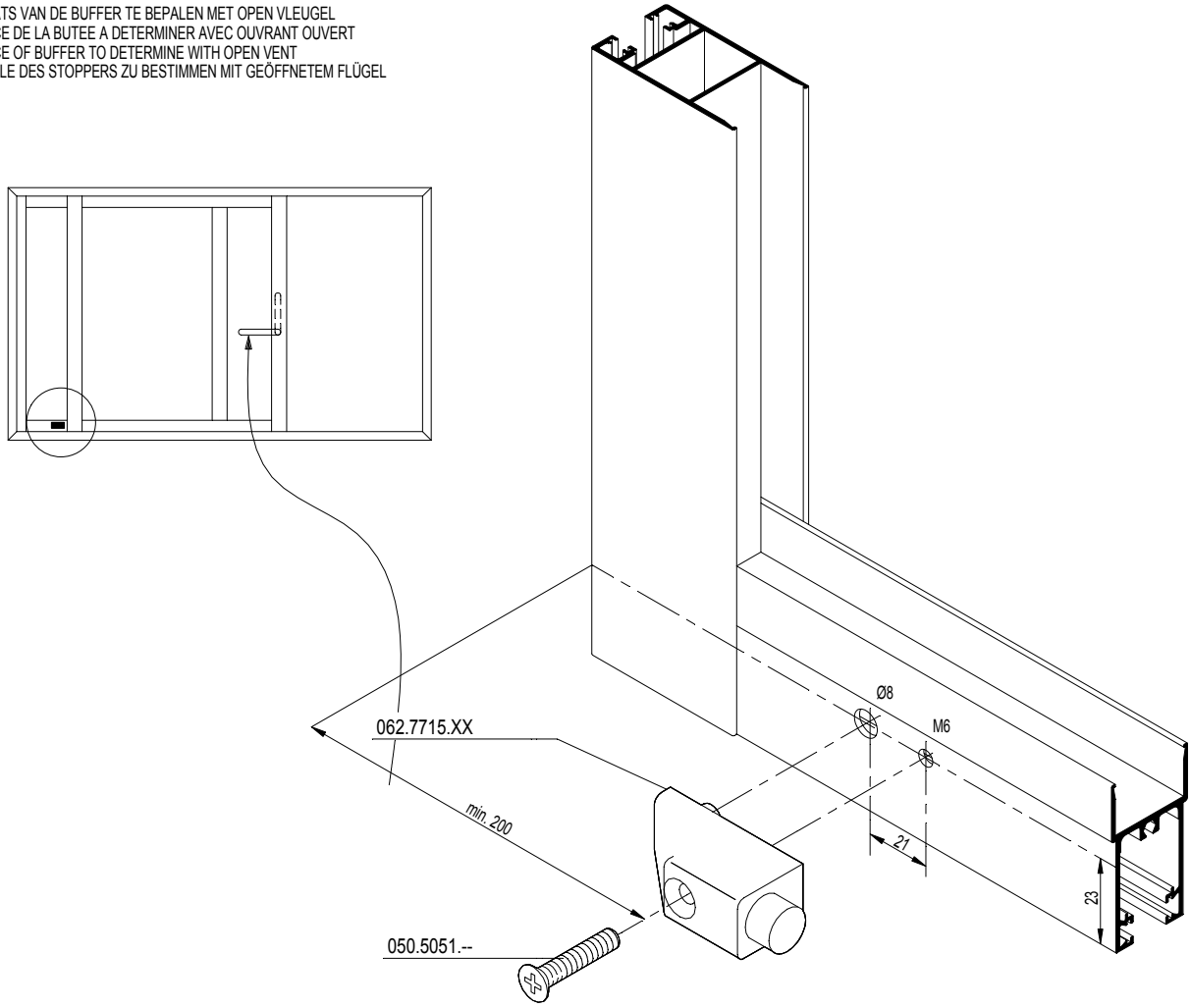

F

D0083549

F

D0084164

CP 45Pa (GR)

MOSQUITO
MOSQUITO
MOSQUITO
MOSQUITO

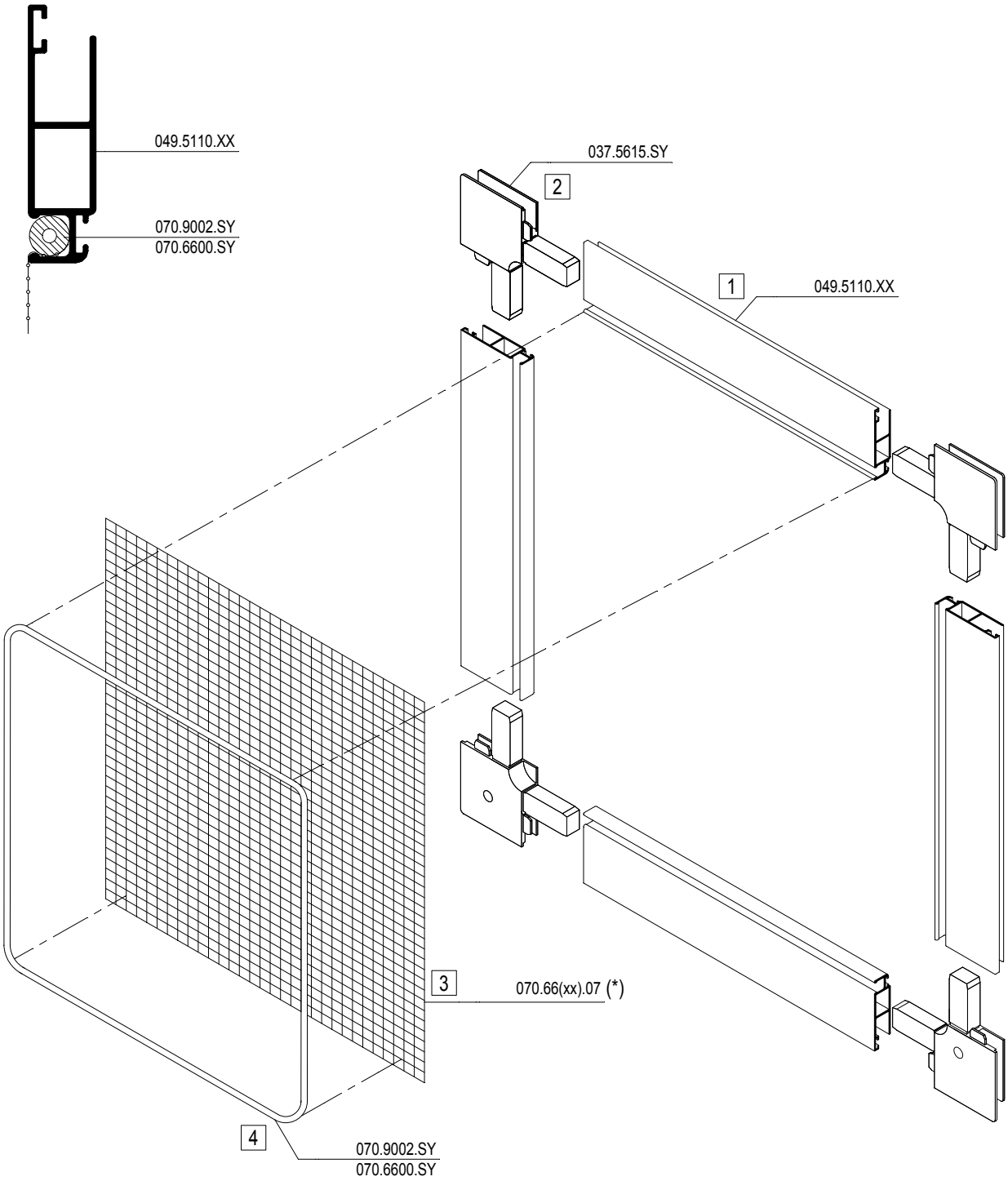

B

B	(*)
700	070.6607.07
900	070.6609.07
1000	070.6610.07
1200	070.6612.07
1500	070.6613.07
2000	070.6614.07

MONTAGEVOLGORDE
L 'ORDRE DE MONTAGE
THE ORDER OF ASSEMBLY
MONTAGEREIHENFOLGE

1 2 3 .

D0084164

F

CP 45Pa (GR)

MAX. TOELAATBARE AFMETINGEN VLEUGELS
DIMENSIONS MAX. ADMISSIBLE OUVRANTS
MAX. ADMISSIBLE SIZES VENTS
MAX. ZULAESSIGE ABMESSUNGEN FLUEGELS

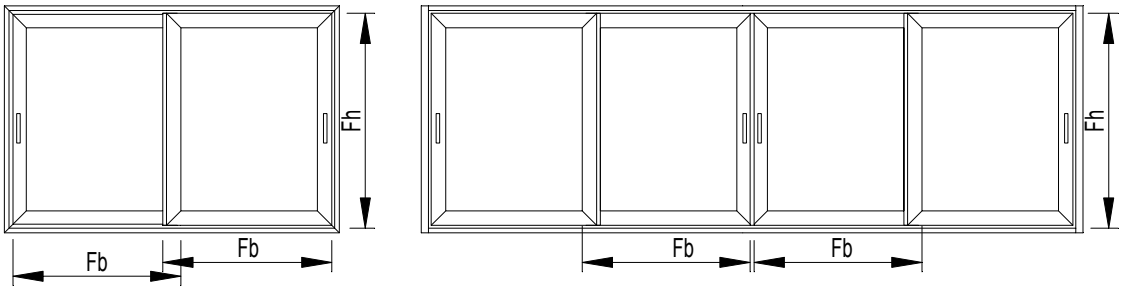

1

Ix =7.72cm4

(Ix = 8cm4)

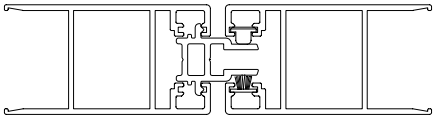

(Ix =7.72cm4)

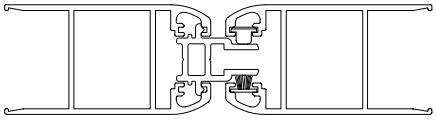

2

Ix = 8.75cm4

(Ix = 8.75cm4)

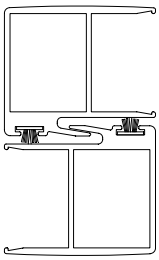

(Ix = 9.31cm4)

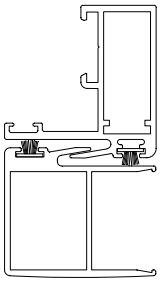

3

Ix = 10cm4

(Ix = 10.13cm4)

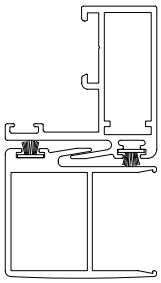

(Ix = 10cm4)

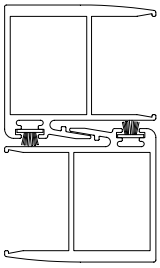

4

Ix =15.08cm4

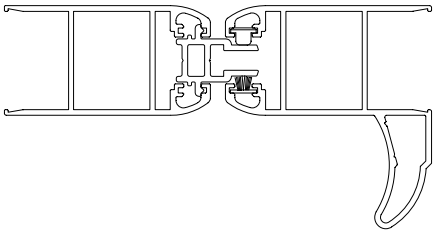

F

D0084044

MAX. TOELAATBARE AFMETINGEN VLEUGELS
DIMENSIONS MAX. ADMISSIBLE OUVRANTS
MAX. ADMISSIBLE SIZES VENTS
MAX. ZULAESSIGE ABMESSUNGEN FLUEGELS

5

Ix = 17.31cm4

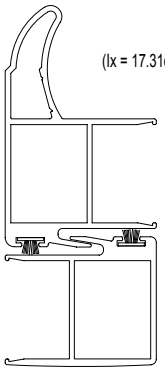

(Ix = 17.31cm4)

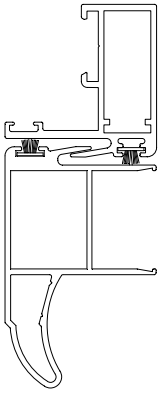

(Ix = 17.87cm4)

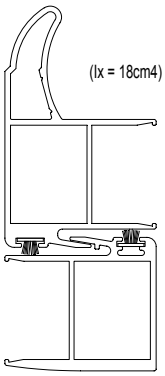

(Ix = 18cm4)

6

Ix = 22.44cm4

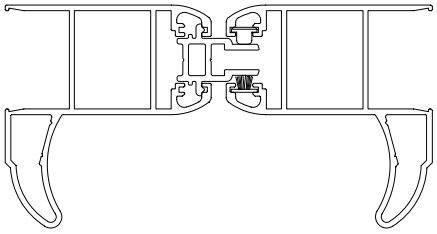

7

Ix =24.72cm4

(Ix =24.72cm4)

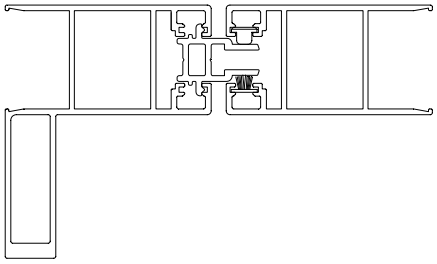

(Ix =25.88cm4)

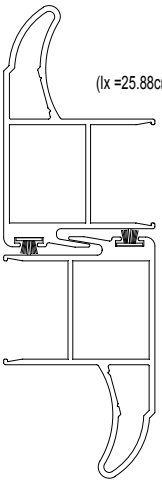

F

D0084044

MAX. TOELAATBARE AFMETINGEN VLEUGELS
DIMENSIONS MAX. ADMISSIBLE OUVRANTS
MAX. ADMISSIBLE SIZES VENTS
MAX. ZULAESSIGE ABMESSUNGEN FLUEGELS

D0084045

CP 45Pa (GR)

MAX. TOELAATBARE AFMETINGEN VLEUGELS
DIMENSIONS MAX. ADMISSIBLE OUVRANTS
MAX. ADMISSIBLE SIZES VENTS
MAX. ZULAESSIGE ABMESSUNGEN FLUEGELS

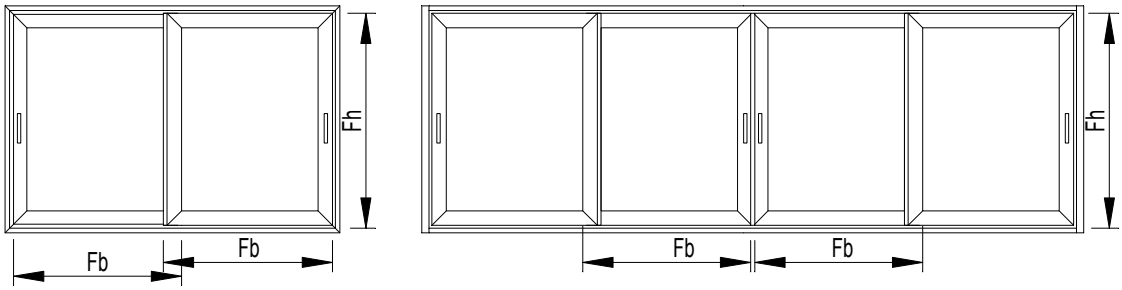

8

Ix = 34.74cm4

(Ix = 34.74cm4)

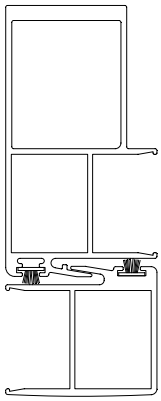

(Ix = 35.30cm4)

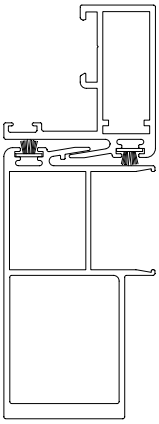

(Ix = 35.43cm4)

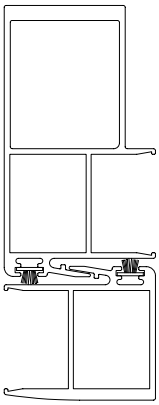

9

Ix = 41.45cm4

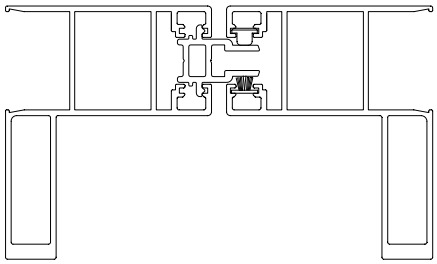

10

Ix = 60.73cm4

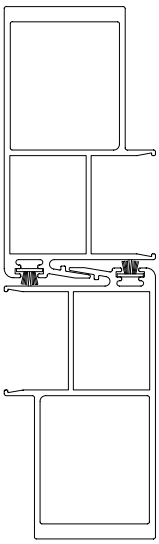

F

D0084045

CP 45Pa (GR)

MAX. TOELAATBARE AFMETINGEN VLEUGELS
DIMENSIONS MAX. ADMISSIBLE OUVRANTS
MAX. ADMISSIBLE SIZES VENTS
MAX. ZULAESSIGE ABMESSUNGEN FLUEGELS

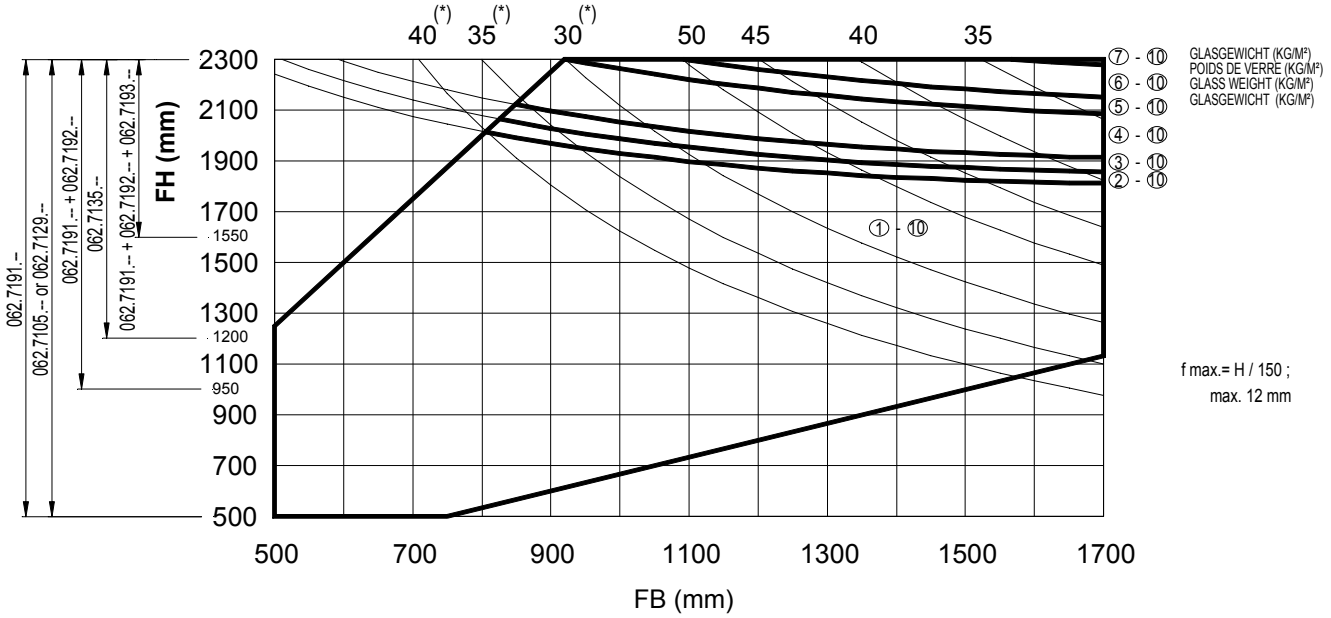

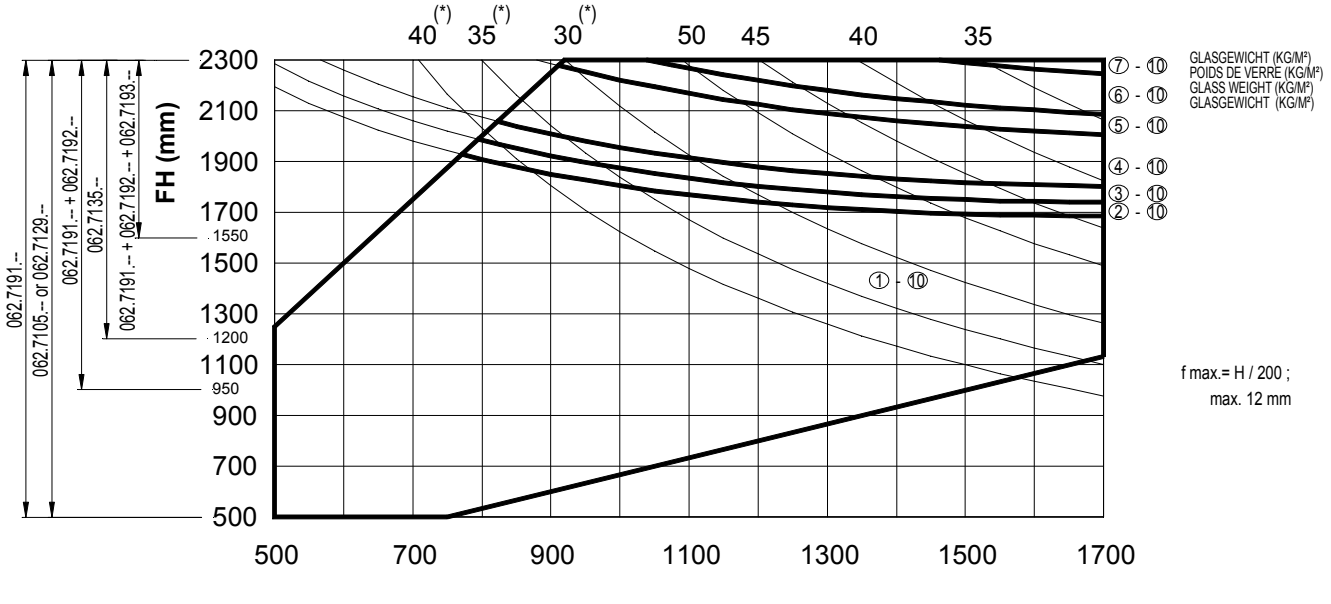

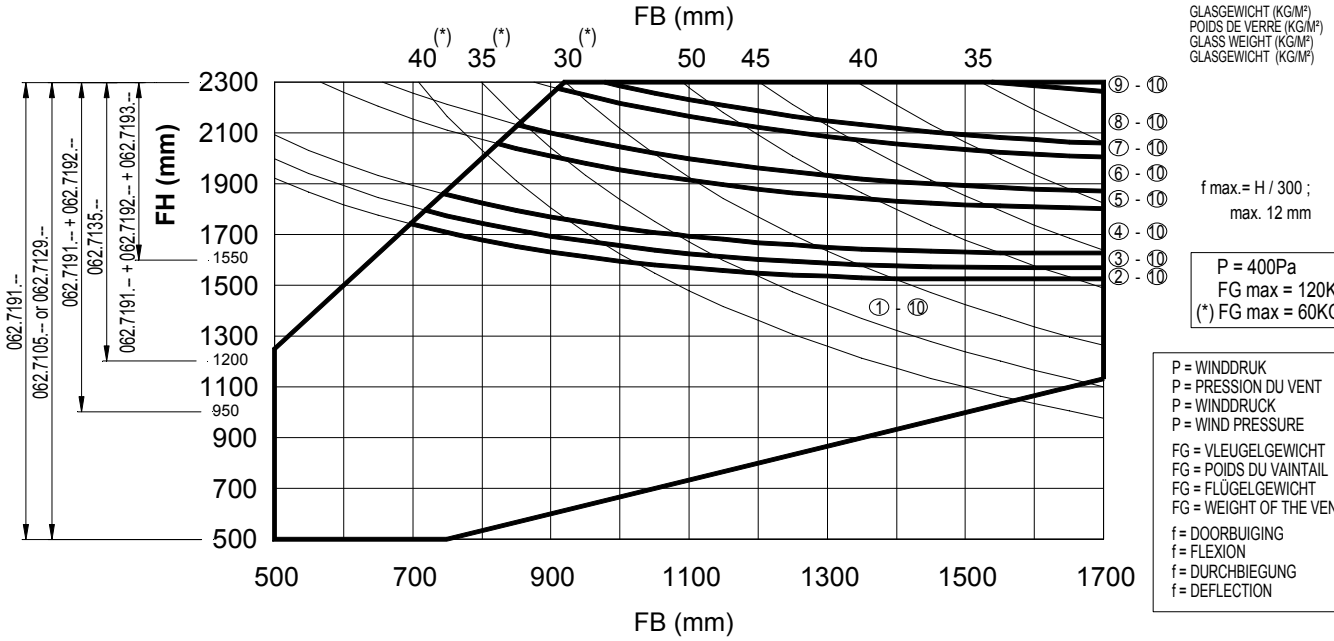

P = 400Pa
FG max = 120KG
(*) FG max = 60KG

P = WINDDRUK
P = PRESSION DU VENT
P = WINDDRUCK
P = WIND PRESSURE

FG = VLEUGELGEWICHT
FG = POIDS DU VAINTAIL
FG = FLÜGELGEWICHT
FG = WEIGHT OF THE VENT

f = DOORBUIGING
f = FLEXION
f = DURCHBIEGUNG
f = DEFLECTION

D0083948

F

CP 45Pa (GR)

MAX. TOELAATBARE LENGTEN VLEUGELS
LONGUEURS MAX. ADMISSIBLE OUVRANTS
MAX. ADMISSIBLE LENGTHS VENTS
MAX ZULAESSIGE LAENGEN FLUEGELS

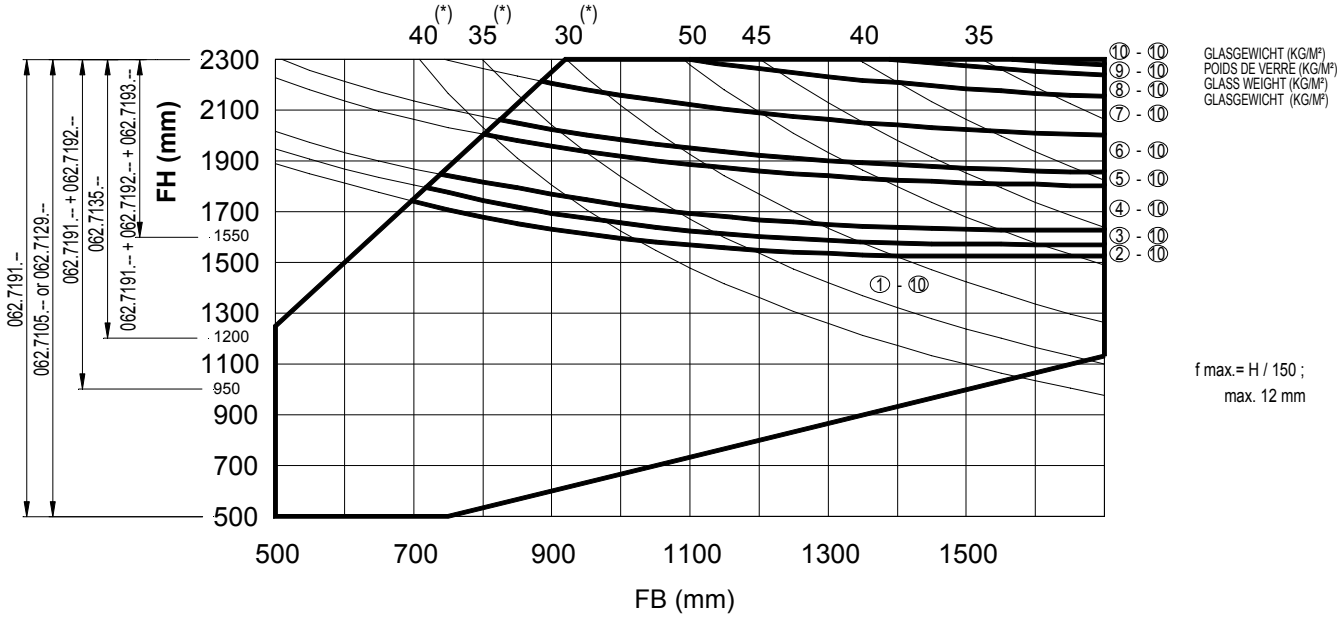

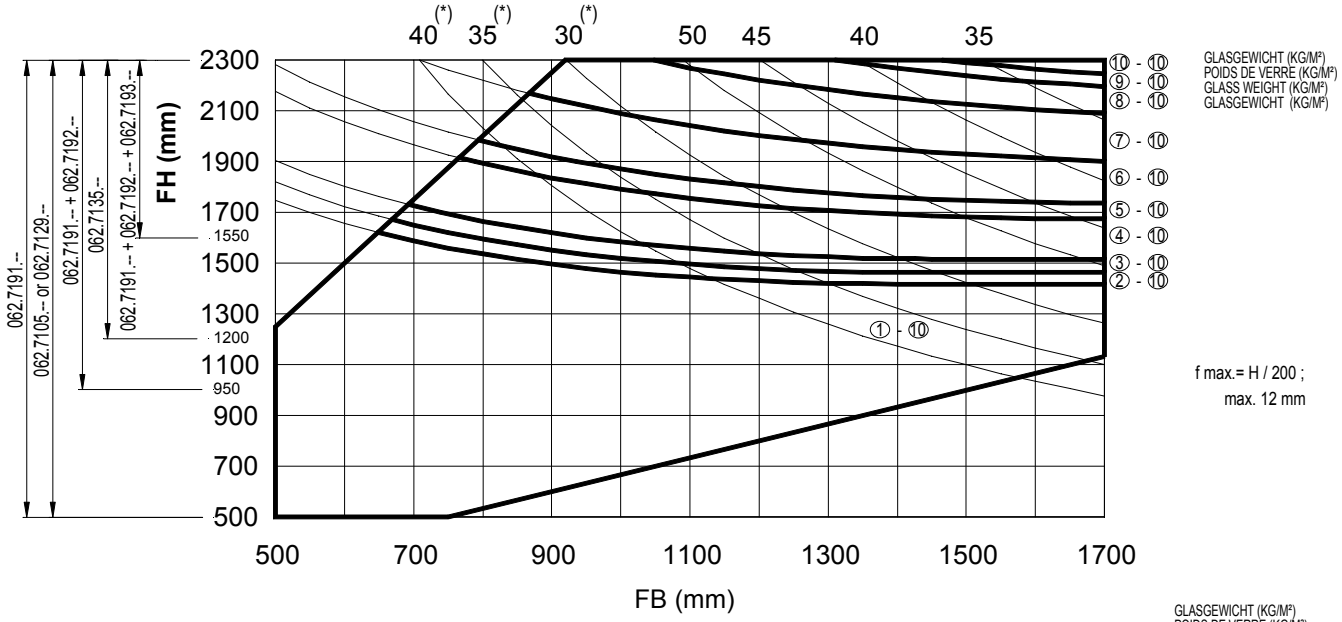

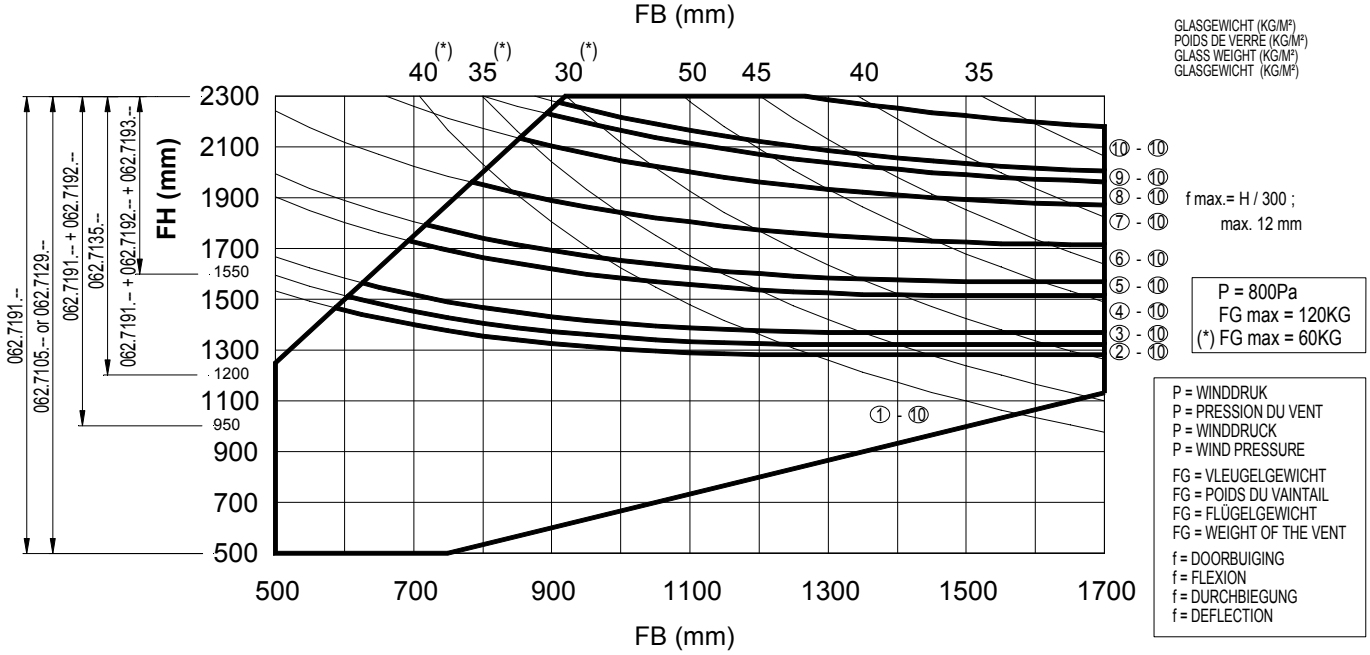

F

D0083948

CP 45Pa (GR)

MAX. TOELAATBARE AFMETINGEN VLEUGELS
DIMENSIONS MAX. ADMISSIBLE OUVRANTS
MAX. ADMISSIBLE SIZES VENTS
MAX. ZULAESSIGE ABMESSUNGEN FLUEGELS

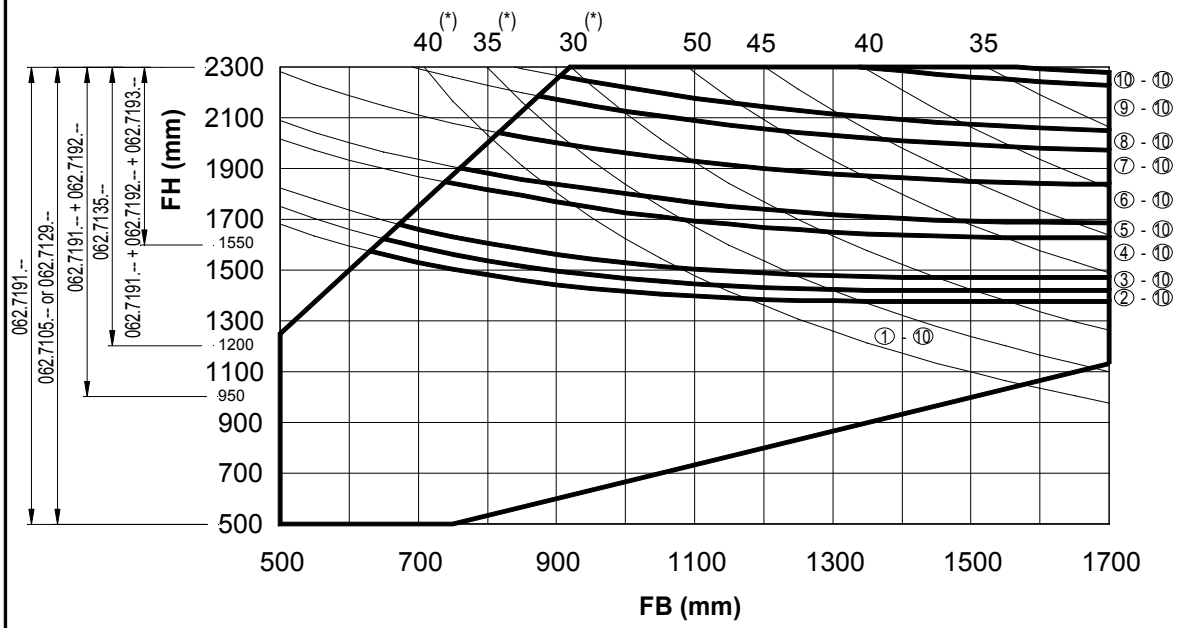

GLASGEWICHT (KG/M²)
POIDS DE VERRE (KG/M²)
GLASS WEIGHT (KG/M²)
GLASGEWICHT (KG/M²)

f max.= H / 150 ;
max. 12 mm

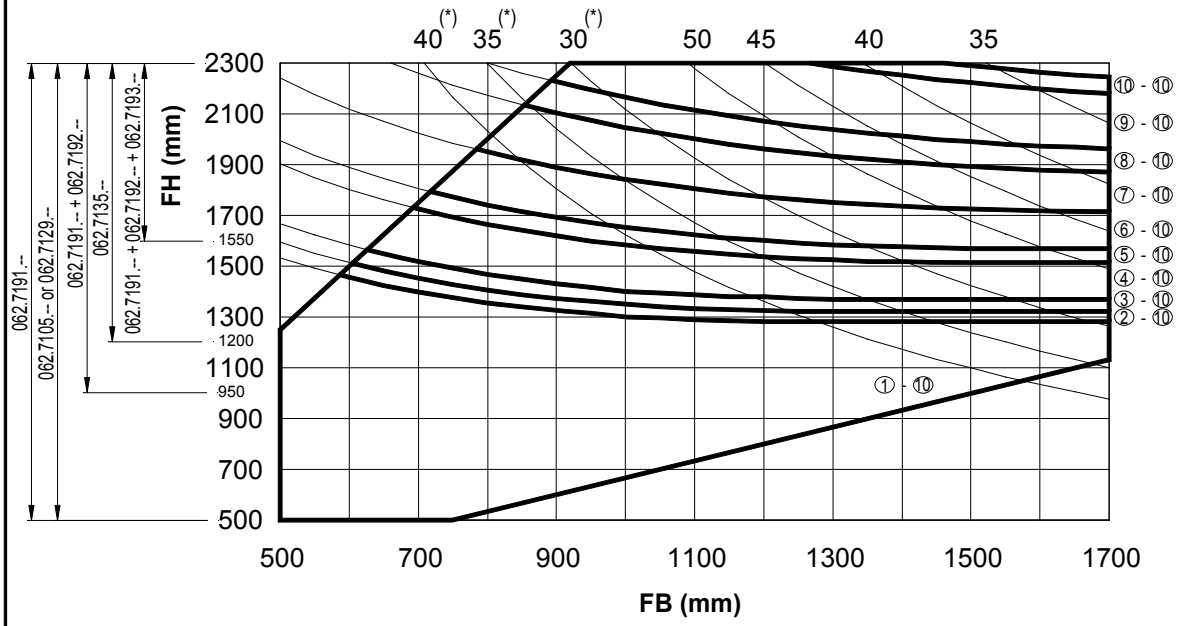

GLASGEWICHT (KG/M²)
POIDS DE VERRE (KG/M²)
GLASS WEIGHT (KG/M²)
GLASGEWICHT (KG/M²)

f max.= H / 200 ;
max. 12 mm

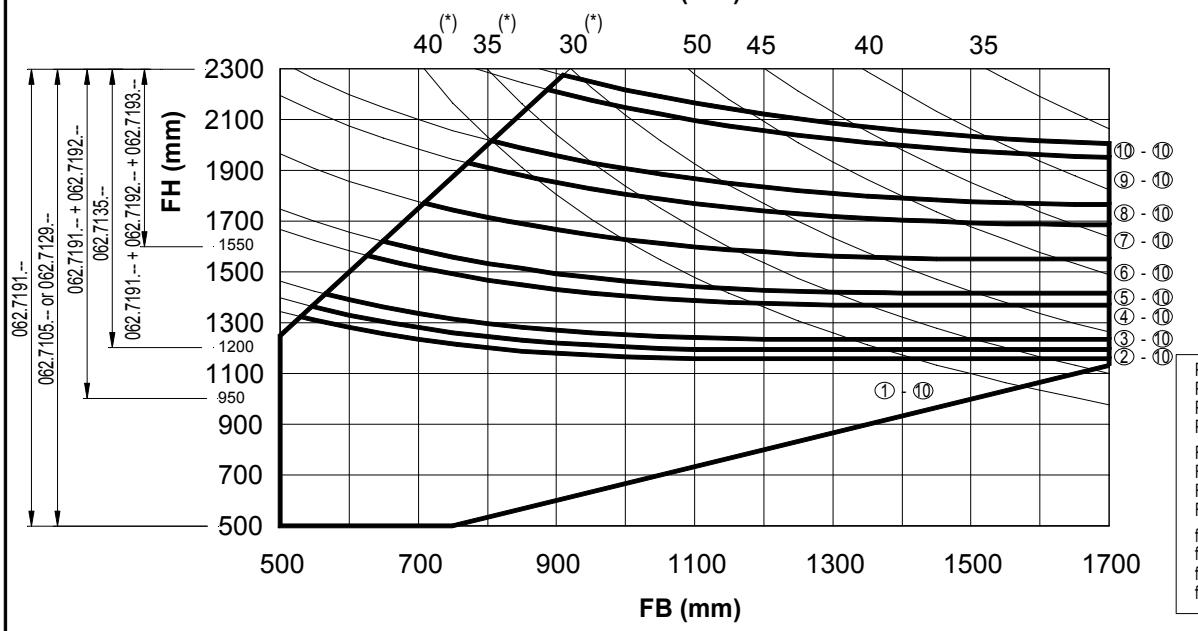

GLASGEWICHT (KG/M²)
POIDS DE VERRE (KG/M²)
GLASS WEIGHT (KG/M²)
GLASGEWICHT (KG/M²)

f max.= H / 300 ;
max. 12 mm

P = 1200Pa
FG max = 120KG
(*) FG max = 60KG

P = WINDDRUK
P = PRESSION DU VENT
P = WINDDRUCK
P = WIND PRESSURE

FG = VLEUGELGEWICHT
FG = POIDS DU VAINTAIL
FG = FLÜGELGEWICHT
FG = WEIGHT OF THE VENT

f = DOORBUIGING
f = FLEXION
f = DURCHBIEGUNG
f = DEFLECTION

D0083992

F

CP 45Pa (GR)

MAX. TOELAATBARE AFMETINGEN VLEUGELS
DIMENSIONS MAX. ADMISSIBLE OUVRANTS
MAX. ADMISSIBLE SIZES VENTS
MAX. ZULAESSIGE ABMESSUNGEN FLUEGELS

Reynaers Aluminium

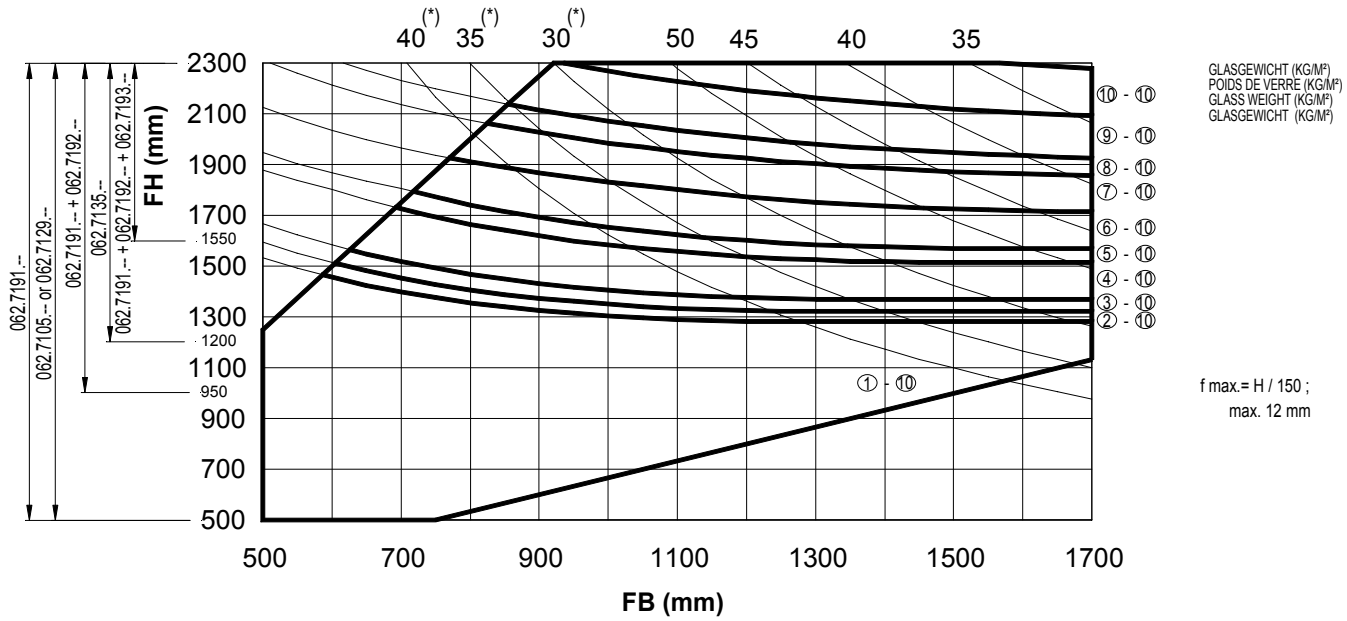

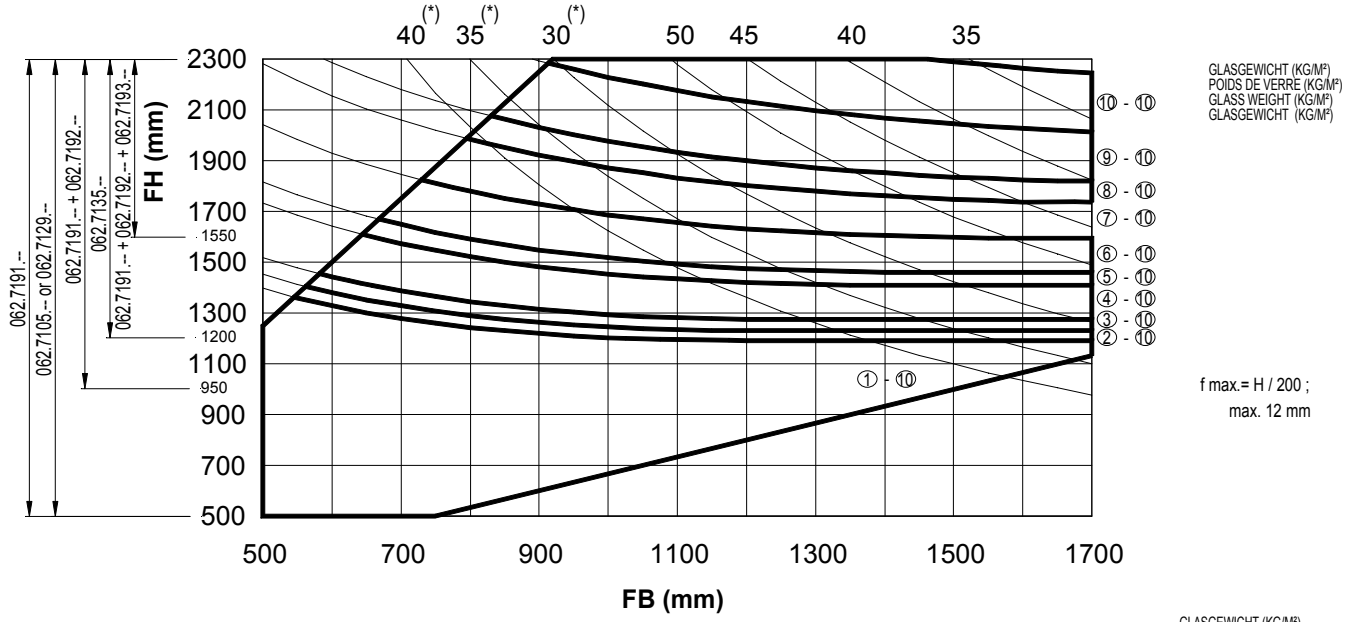

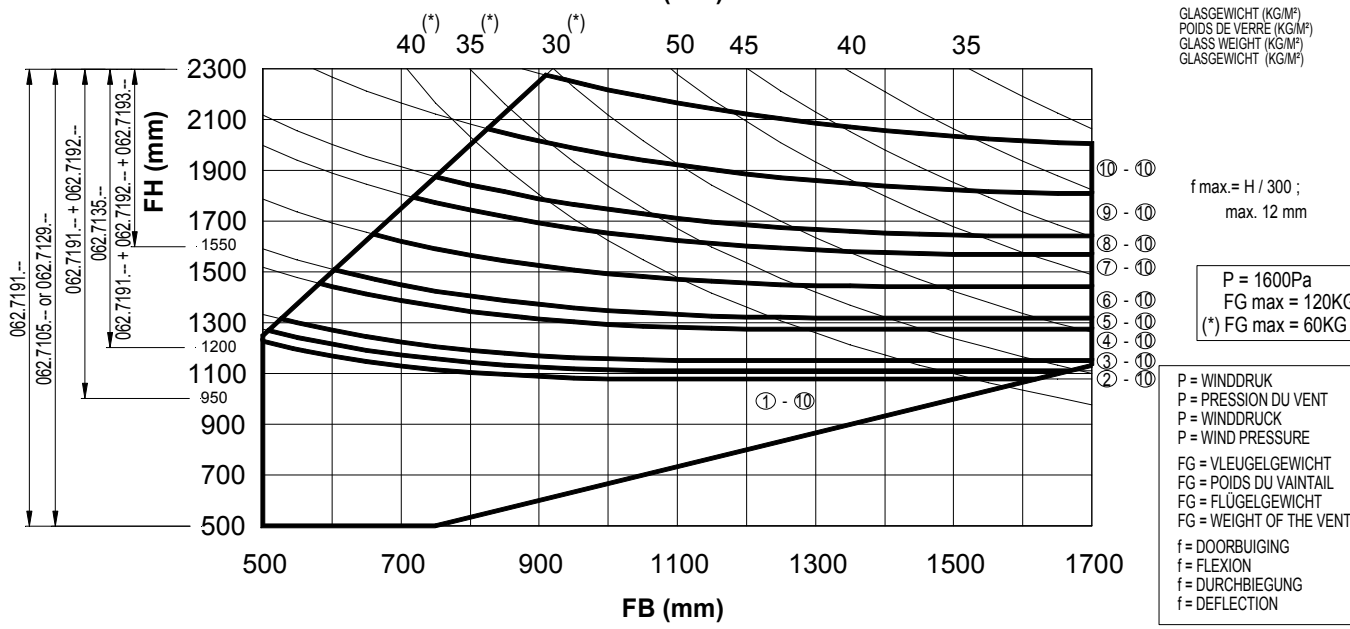

P = 1600Pa
FG max = 120KG
(*) FG max = 60KG

P = WINDDRUK
P = PRESSION DU VENT
P = WINDDRUCK
P = WIND PRESSURE

FG = VLEUGELGEWICHT
FG = POIDS DU VAINTAIL
FG = FLÜGELGEWICHT
FG = WEIGHT OF THE VENT

f = DOORBUIGING
f = FLEXION
f = DURCHBIEGUNG
f = DEFLECTION

F

D0083992

G

Reynaers Aluminium

Toebehoren
Accessoires
Accessories
Zubehör

CP 45Pa (GR)

OVERZICHT
APERCU
OVERVIEW
UEBERSICHT

021.0245.00 (36.G.007)

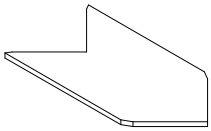

021.1072.-- (36.G.020)

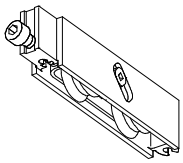

021.1073.-- (36.G.020)

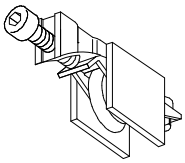

021.1170.-- (36.G.020)

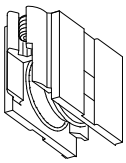

021.1177.-- (36.G.020)

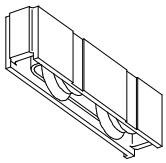

021.3004.SY (36.G.022)

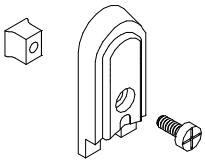

021.3187.04 (36.G.033)

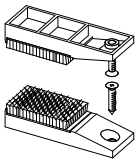

021.3203.04 (36.G.032)

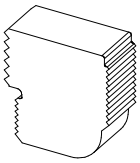

021.3209.04 (36.G.023)

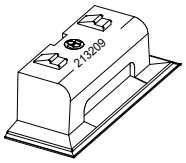

021.3210.04 (36.G.033)

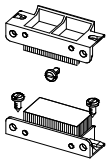

021.3211.04 (36.G.032)

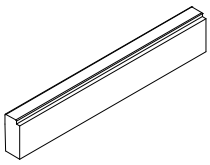

021.5044.SY (36.G.022)

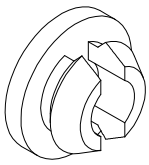

021.5078.07 (36.G.023)

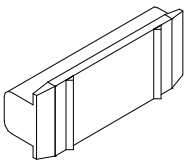

021.5097.04 (36.G.023)

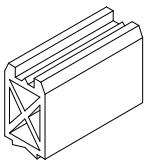

021.5135.XX (36.G.022)

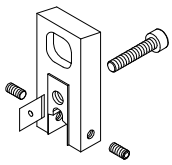

021.5146.07 (36.G.024)

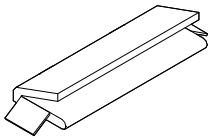

021.5180.04 (36.G.019)

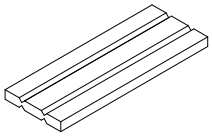

021.5803.00 (36.G.006)

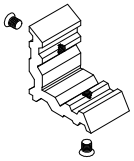

022.1126.04 (36.G.025)

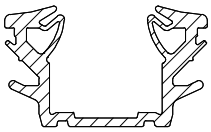

022.1127.04 (36.G.025)

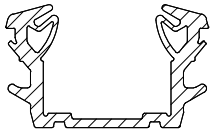

022.1128.04 (36.G.025)

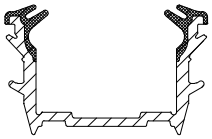

022.1129.04 (36.G.025)

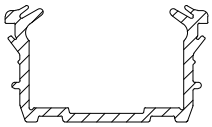

022.1140.04 (36.G.026)

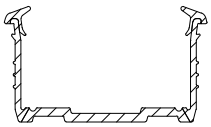

022.3036.04 (36.G.031)

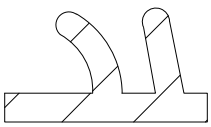

022.5502.SY (36.G.022)

022.7068.07 (36.G.034)

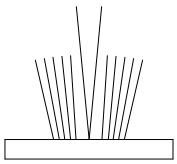

022.7188.07 (36.G.034)



037.5615.SY (36.G.008)

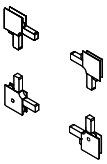

056.6209.04 (36.G.024)

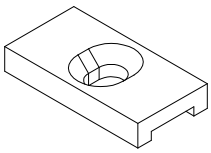

056.6298.01 (36.G.035)

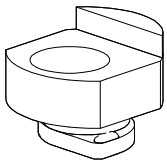

056.6299.-- (36.G.035)

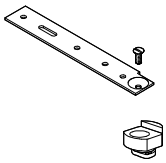

056.6301.-- (36.G.035)

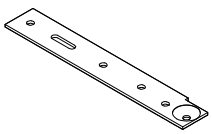

061.6970.XX (36.G.014)

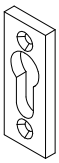

062.6723.14 (36.G.018)

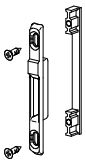

062.7105.-- (36.G.015)

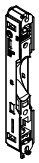

D0084168

G

CP 45Pa (GR)

OVERZICHT
APERCU
OVERVIEW
UEBERSICHT

Reynaers Aluminium

062.7106.XX (36.G.010)

062.7107.XX (36.G.010)

062.7108.XX (36.G.010)

062.7110.XX (36.G.010)

062.7129.-- (36.G.015)

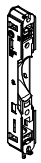

062.7132.XX (36.G.011)

062.7133.XX (36.G.011)

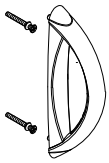

062.7135.-- (36.G.016)

062.7145.XX (36.G.011)

062.7185.XX (36.G.012)

062.7187.XX (36.G.012)

062.7191.-- (36.G.017)

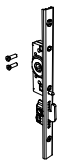

062.7192.-- (36.G.017)

062.7193.-- (36.G.017)

062.7194.-- (36.G.017)

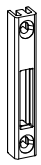

062.7195.-- (36.G.013)

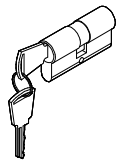

062.7196.-- (36.G.013)

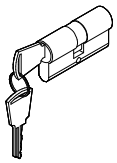

062.7715.XX (36.G.021)

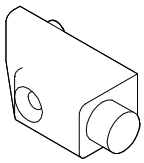

062.7787.SY (36.G.024)

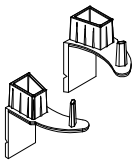

062.7870.-- (36.G.015)

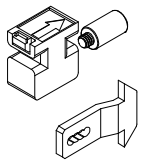

062.7874.-- (36.G.018)

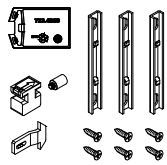

062.7882.04 (36.G.022)

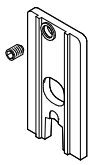

062.7883.04 (36.G.023)

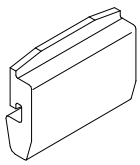

062.7898.-- (36.G.018)

062.8001.17 (36.G.018)

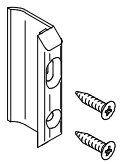

062.8050.-- (36.G.033)

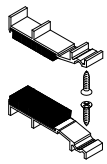

062.8053.04 (36.G.033)

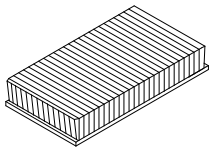

062.8992.04 (36.G.032)

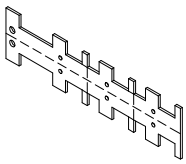

068.6011.00 (36.G.006)

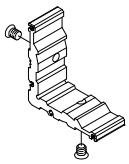

068.6411.00 (36.G.005)

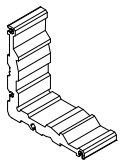

068.6853.00 (36.G.009)

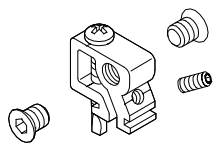

069.6830.04 (36.G.024)

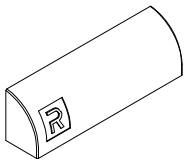

069.8416.00 (36.G.024)

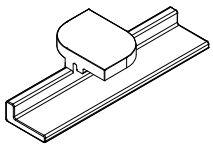

069.8422.04 (36.G.023)

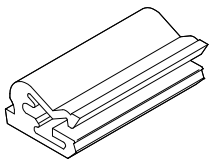

080.9114.SY (36.G.029)

.04 .47

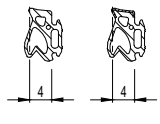

D0084170

G

CP 45Pa (GR)

OVERZICHT
APERCU
OVERVIEW
UEBERSICHT

Reynaers Aluminium

080.9116.04 (36.G.029)

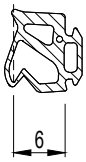

080.9118.04 (36.G.029)

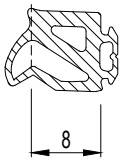

080.9120.04 (36.G.030)

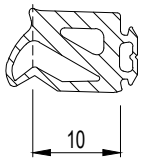

080.9123.SY (36.G.027)

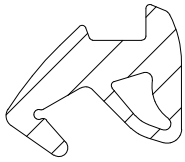

080.9124.SY (36.G.027)

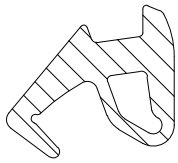

080.9125.SY (36.G.027)

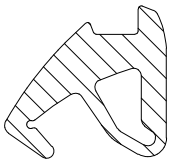

080.9126.SY (36.G.028)

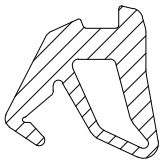

080.9128.SY (36.G.028)

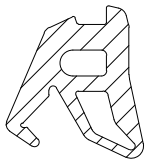

080.9130.SY (36.G.028)

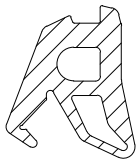

080.9610.04 (36.G.026)

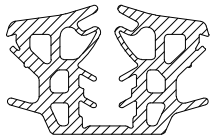

080.9611.04 (36.G.026)

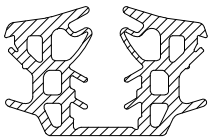

080.9613.04 (36.G.026)

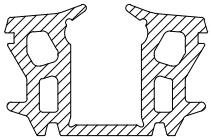

081.9024.04 (36.G.034)

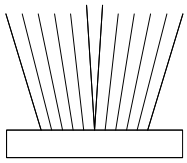

081.9025.04 (36.G.034)

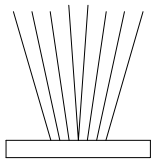

081.9098.07 (36.G.034)



084.9080.-- (36.G.036)

084.9103.04 (36.G.036)

084.9107.-- (36.G.036)

084.9111.-- (36.G.037)

084.9480.-- (36.G.038)

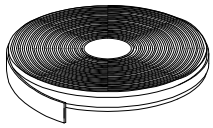

084.9550.01 (36.G.037)



084.9580.01 (36.G.038)



084.9750.01 (36.G.038)

086.9150.-- (36.G.038)

086.9160.-- (36.G.039)



086.9175.-- (36.G.039)

086.9191.-- (36.G.057)

086.9210.-- (36.G.039)



086.9211.-- (36.G.040)

086.9213.-- (36.G.039)

086.9551.-- (36.G.040)

086.9600.XX (36.G.040)

095.B114.00 (36.G.061)

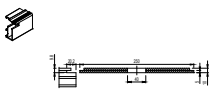

095.B531.00 (36.G.063)

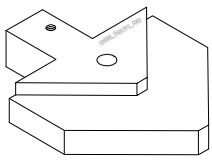

095.B562.00 (36.G.065)

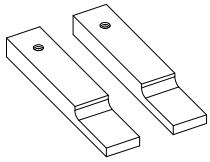

D0084171

G

CP 45Pa (GR)

OVERZICHT
APERCU
OVERVIEW
UEBERSICHT

097.0030.00 (na d0082632)

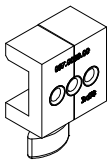

097.0031.00 (na d0082632)

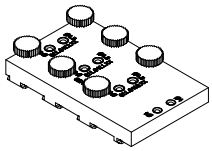

097.0176.00 (36.G.058)

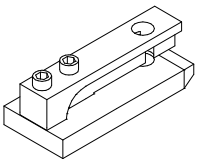

097.0366.00 (36.G.059)

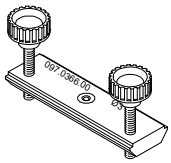

097.0559.00 (36.G.059)

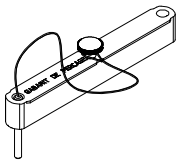

097.0563.00 (36.G.058)

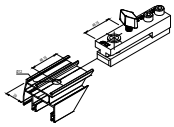

097.0645.00 (36.G.060)

097.L300.00 (36.G.062)

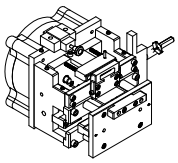

097.W600.00 (36.G.062)

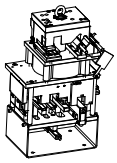

D0084172

G

CP 45Pa (GR)

PERSHOEK
EQUERRE A SERTIR
CRIMP CORNER CLEAT
PRESSECKWINKEL

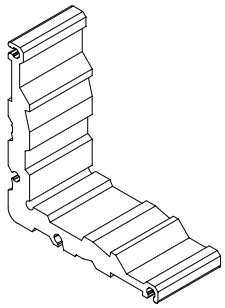

H=86.1
B=84.1
D=35.1

068.6411.00

PERSHOEK 12.1x35.1
EQUERRE A SERTIR 12.1x35.1
CRIMP CORNER CLEAT 12.1x35.1
PRESSECKWINKEL 12.1x35.1

CP 45Pa (GR)
011.0400.XX
011.0401.XX
011.0410.XX
011.0411.XX
011.0412.XX
011.0420.XX
011.0431.XX

CP 50
CP 45Pa

D0082509

G

CP 45Pa (GR)

SCHROEFHOEK
EQUERRE A VISSER
SCREW CORNER CLEAT
SCHRAUBECKWINKEL

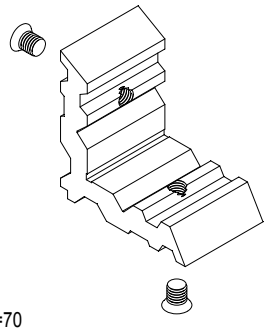 H=70 B=70 D=43.6	021.5803.00 SCHROEFHOEK EQUERRE A VISSER SCREW CORNER CLEAT SCHRAUBECKWINKEL	CP 45Pa (GR) 011.0757.XX CP 45Pa ALLIANCE		2 st./pc 050.5091.-- - M8 x 10
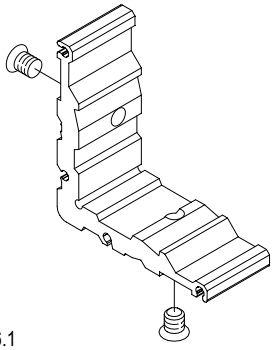 H=86.1 B=84.1 D=35.1	068.6011.00 SCHROEFHOEK 12.1x35.1MM EQUERRE A VISSER 12.1x35.1MM SCREW CORNER CLEAT 12.1x35.1MM SCHRAUBECKWINKEL 12.1x35.1MM	CP 45Pa (GR) 011.0400.XX 011.0401.XX 011.0410.XX 011.0411.XX 011.0412.XX 011.0420.XX 011.0431.XX CP 50 CP 45Pa		2 st./pc 050.5091.-- - M8 x 10

D0082510

G

CP 45Pa (GR)

STEUNHOEK
CALE DE FEUILLURE
REBATE SUPPORT
ECKWINKEL

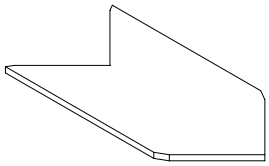

021.0245.00

VULHOEK 21x1
EQUERRE DE REMPLISSAGE 21x1
CORNER SUPPORT 21x1
FUELLECKWINKEL 21x1

CP 45Pa (GR)	MOOREA
017.0201.XX	CD 50
017.0202.XX	CS 104
017.0203.XX	CP 50 (GR)
017.0204.XX	
017.0211.XX	VISION 55Th
017.0212.XX	BAPI
017.0213.XX	CP 50-Ga
017.0214.XX	
017.0216.XX	
CS 59	
CS 68	
HIFI	
TEMPO Th	
ALLIANCE	
OUVEA	
CS 77	
CP 50	
CP 45Pa	

H=34.3
B=34.3
D=1

D0082515

G

CP 45Pa (GR)

SIERHOEKVERBINDING VLIEGENRAAM
EQUERRE DECORATIVE FEN. MOUSTIQUAIRE
ORNAMENTAL CORNER FLY SCREEN WINDOW
ZIERECKVERBINDER FLIEGENGITTER

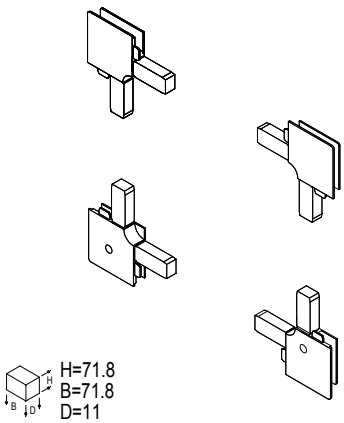

037.5615.SY

MONTAGESET CONSOLE MOSQUITO
SET DE MONTAGE SUPPORT MOSQUITO
ASSEMBLY SET CONSOLE MOSQUITO
MONTAGESET KONSOLE MOSQUITO

CP 45Pa (GR)
049.5110.XX

MOOREA

D0082520

G

CP 45Pa (GR)

T-VERBINDER
JONCTION-T
T-BRACKET
T-VERBINDER

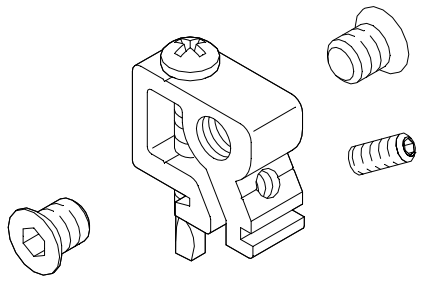

H=26
B=27.5
D=12

068.6853.00

T-VERBINDER MET ZELFBORENDE SCHROEF
JONCTION-T AVEC VIS AUTOPERCEUSE
T-BRACKET WITH SELF-DRILLING SCREW
T-VERBINDER MIT SELBSTBOHRENDER SCHRAUBE

CP 45Pa (GR)
011.0443.XX

PS 50-SP
CP 45Pa

1 st./pc
053.5402.--
DIN 7504N
4.2 x 38

1 st./pc
051.5250.--
DIN 916
M5 x 10

2 st./pc
050.5093.--
-
M8 x 8

D0082521

G

H=216
B=28.5
D=19.6

062.7106.XX

KLIPSPROFIEL VLEUGEL
CACHE CLIPABLE
COVERING PROFILE
ABDECKPROFIL

CP 45Pa (GR)
011.0450.XX
011.0451.XX
011.0746.XX
011.0847.XX

CP 45Pa

CP 50

AV 47
AV 100
ESFERA 60
CP 50-Mb
CP 50-Ga

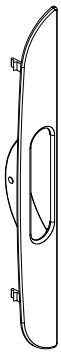

H=220
B=28.5
D=19.6

062.7107.XX

KLIPSPROFIEL VLEUGEL
CACHE CLIPABLE
COVERING PROFILE
ABDECKPROFIL

CP 45Pa (GR)
011.0451.XX
011.0746.XX
011.0847.XX

CP 45Pa

CP 50

AV 47
AV 100
ESFERA 60
CP 50-Mb

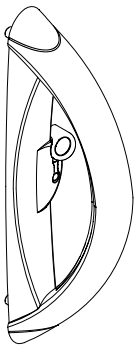

H=216
B=44
D=71.5

062.7108.XX

KRUK
POIGNEE
HANDLE
HANDGRIFF

CP 45Pa (GR)
011.0450.XX
011.0451.XX
011.0746.XX
011.0847.XX

CP 45Pa

CP 50

CP 50-Mb

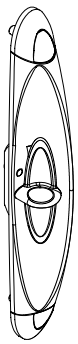

H=212
B=28
D=40.7

062.7110.XX

KRUK
POIGNEE
HANDLE
HANDGRIFF

CP 45Pa (GR)
011.0450.XX
011.0451.XX
011.0746.XX
011.0847.XX

CP 45Pa

CP 50

CP 50-Mb

D0082524

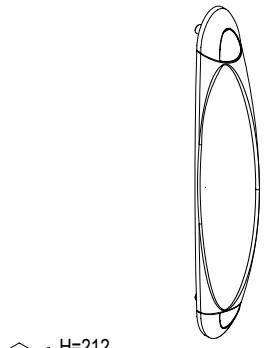

H=212
B=28
D=40.7

062.7132.XX

KRUK
POIGNEE
HANDLE
HANDGRIFF

CP 45Pa (GR)
011.0450.XX
011.0451.XX
011.0746.XX
011.0847.XX

CP 45Pa

CP 50
CP 50-Mb

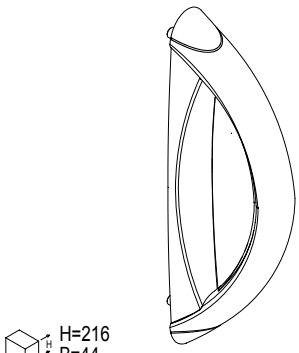

H=216
B=44
D=71.5

062.7133.XX

KRUK
POIGNEE
HANDLE
HANDGRIFF

CP 45Pa (GR)
011.0450.XX
011.0451.XX
011.0746.XX
011.0847.XX

CP 45Pa

CP 50
CP 50-Mb

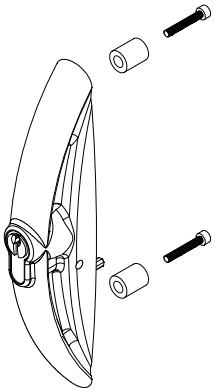

062.7145.XX

HANDGREEP VAST MET CILINDER
POIGNEE FIXE AVEC CYLINDRE
FIXED HANDLE WITH CYLINDER
GRIFF MIT ZYLINDER

CP 45Pa (GR)
011.0450.XX
011.0451.XX
011.0746.XX
011.0847.XX

CP 45Pa

CP 50
CP 50-Mb

D0082531

CP 45Pa (GR)

DEURKRUKKEN
BEQUILLES
DOOR HANDLES
TUERDRUECKER

Reynaers Aluminium

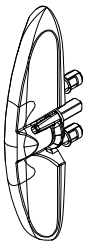 150 31 36	062.7185.XX DEURTREKKER POIGNÉE DE TIRAGE LOCK CUP HANDLE STOSSGRIFF	CP 45Pa (GR) 011.0848.XX CP 50	
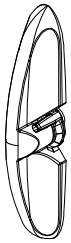 150 29 30.56	062.7187.XX DEURTREKKER POIGNÉE DE TIRAGE SECONDAIRE SECOND LOCK CUP HANDLE STOSSGRIFF	CP 45Pa (GR) 011.0848.XX CP 50	
 204 24 23	062.8126.XX ENKELVOUDIGE SLUITING MANUEEL FERMETURE SIMPLE - MANUELLE BASIC LOCK MANUAL BASIS VERSCHLUSS MANUELL	CP 45Pa (GR) 011.0450.XX 011.0451.XX 011.0746.XX 011.0847.XX	
 204 24 23	062.8127.XX ENKELVOUDIGE SLUITING AUTOMATISCH FERMETURE SIMPLE - AUTOMATIC BASIC LOCK AUTOMATIC BASIS VERSCHLUSS AUTOMATISCH	CP 45Pa (GR) 011.0450.XX 011.0451.XX 011.0746.XX 011.0847.XX	
 204 24 18	062.8128.XX ENKELVOUDIGE SLUITING VAST FERMETURE SIMPLE - FIX BASIC LOCK FIX BASIS VERSCHLUSS FEST	CP 45Pa (GR) 011.0450.XX 011.0451.XX 011.0746.XX 011.0847.XX	

D0084183

G

CP 45Pa (GR)

CILINDERS
CYLINDRES
CYLINDERS
ZYLINDER

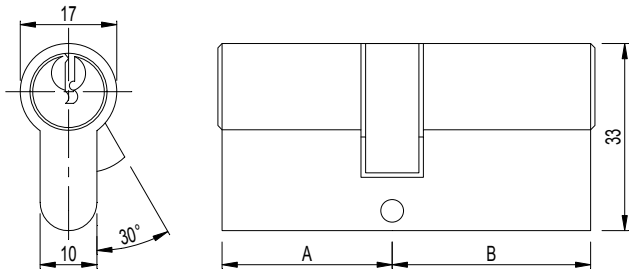

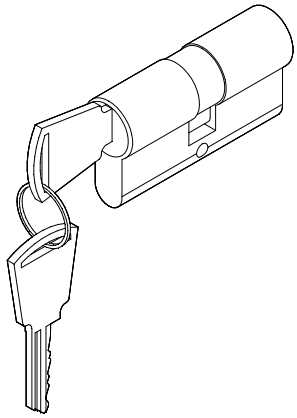

17
54
33

062.7195.--

CILINDER 54MM A=27 B=27
CYLINDRE 54MM A=27 B=27
CYLINDER 54MM A=27 B=27
ZYLINDER 54MM A=27 B=27

CP 50
CP 45Pa (GR)

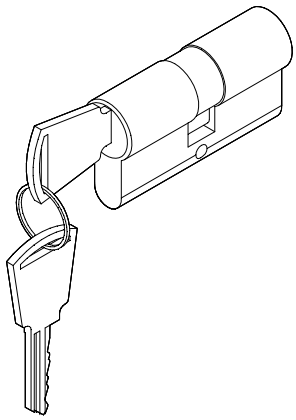

17
54
33

062.7196.--

CILINDER GELIJKSLUITEND 54MM A=27 B=27
CYLINDRE S'ENTROUVRANT 54MM A=27 B=27
CYLINDER KEYED ALIKE 54MM A=27 B=27
ZYLINDER GLEICHSCHLIESSEND 54MM A=27 B=27

CP 50
CP 45Pa (GR)

D0082541

G

CP 45Pa (GR)

CILINDERPLATEN
ECUSSONS
CYLINDER COVERS
PZ-ROSETTE

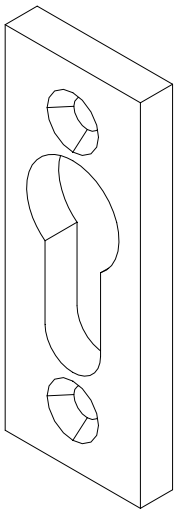

H=66.5
B=27
D=7

061.6970.XX

CILINDERPLAAT
ECUSSON
CYLINDER COVER
PZ - ROSETTE

CP 45Pa (GR)
011.0848.XX

CS 59Pa
CS 59
CS 59-Re
CS 59-So
CS 68
CS 68-Re
CS 68-So
CS 77
CS 77-BP
Eco system
Eco system-AP
CS 104

2 st./pc
052.5311.--

DIN 7982
4.2 x 16

D0083679

G

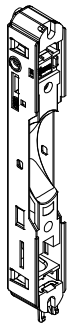 H=184.2 B=19.1 D=25	062.7105.-- BASIS SLUITING BASE FERMETURE BASIC CLOSER BASIS VERSCHLUSS	CP 45Pa (GR) 011.0450.XX 011.0451.XX 011.0746.XX 011.0847.XX CP 45Pa CP 50 CP 50-Mb CP 50-Ga
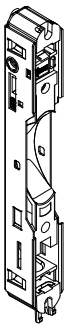 H=184.2 B=19.1 D=25	062.7129.-- BASIS SLUITING AUTOMATISCH BASE FERMETURE AUTOMARIQUE BASIC CLOSER AUTOMATIC BASIS VERSCHLUSS AUTOMATISCH	CP 45Pa (GR) 011.0450.XX 011.0451.XX 011.0746.XX 011.0847.XX CP 45Pa CP 50 CP 50-Mb
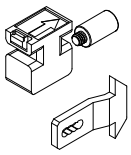	062.7870.-- HAAK 31MM CROCHET 31MM HOOK 31MM HAKEN 31MM	CP 45Pa CP 45Pa (GR)
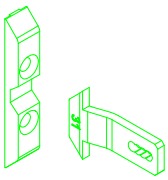	062.8129.-- HAAK + ONTVANGER CROCHET + RECEPTEUR HOOK + RECEIVER HAKEN + EMPFANGER	CP 45Pa (GR)

D0082546

CP 45Pa (GR)

SLOTEN SCHUIFDEUR
SERRURES PORTE COULISSANTE
LOCKS SLIDING DOOR
SCHLOESSER SCHIEBETUER

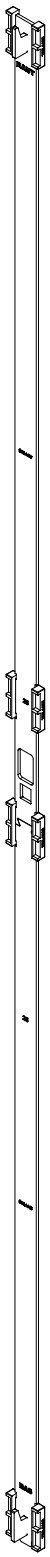

062.7135.--

3-PUNTSLUITING
FERMETURE A 3 POINTS
3-POINT LOCK
3-FACHVERRIEGELUNG

CP 45Pa (GR)
011.0450.XX
011.0451.XX
011.0746.XX
011.0847.XX

CP 45Pa

ALLIANCE

D0083678

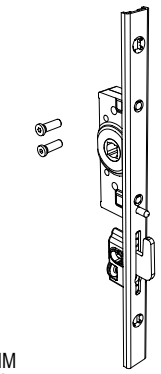

H=209.5MM
B=15.2MM
D=31.95MM

062.7191.--

1-PUNTSLUITINGEN SOBINCO
FERMETURES A 1 POINT SOBINCO
1-POINT LOCKS SOBINCO
1-FACHVERRIEGELUNGEN SOBINCO

IN ONTWIKKELING
EN DEVELOPPEMENT
IN DEVELOPMENT
IN ENTWICKLUNG

CP 45Pa (GR)
011.0848.XX

H=640MM
B=15.2MM
D=34.45MM

062.7192.--

VERLENGSTUK SLOT
RALLONGE SERRURE
LOCK EXTENSION
HAKENSCHLOSSVERLAENGERUNG

IN ONTWIKKELING
EN DEVELOPPEMENT
IN DEVELOPMENT
IN ENTWICKLUNG

CP 45Pa (GR)
011.0848.XX

H=640MM
B=15.2MM
D=22.1MM

062.7193.--

VERLENGSTUK SLOT
RALLONGE SERRURE
LOCK EXTENSION
HAKENSCHLOSSVERLAENGERUNG

IN ONTWIKKELING
EN DEVELOPPEMENT
IN DEVELOPMENT
IN ENTWICKLUNG

CP 45Pa (GR)
011.0848.XX

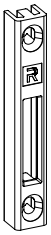

H=75.8MM
B=11.5MM
D=9.6MM

062.7194.--

SLOTPAD
GACHE
RECEIVER
SCHLIESSBLECH

IN ONTWIKKELING
EN DEVELOPPEMENT
IN DEVELOPMENT
IN ENTWICKLUNG

CP 45Pa (GR)
011.0848.XX

2 st./pc
052.5311.--

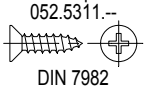

DIN 7982
4.2 x 16

D0084083

CP 45Pa (GR)

SLOTPADEN
GACHES
RECEIVERS
SCHLIESSBLECHE

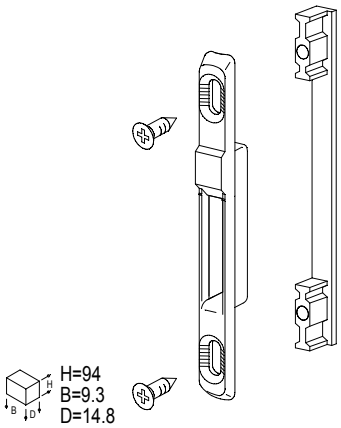 H=94 B=9.3 D=14.8	062.6723.14 SLOTPAD GACHE RECEIVER SCHLIESSBLECH	CP 45Pa (GR) 011.0766.XX CP 45Pa CP 50 (GR)		
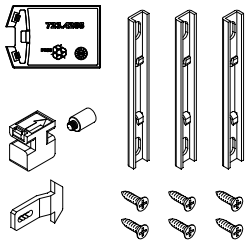	062.7874.-- SET SLUITSTUKKEN SET GACHES SET LOCK PLATES SATZ SCHLIESSSTUECKE	CP 45Pa (GR) 011.0400.XX 011.0401.XX 011.0404.XX 011.0410.XX 011.0411.XX 011.0412.XX 011.0420.XX 011.0431.XX 011.0757.XX CP 45Pa		
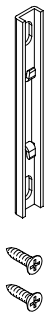 H=95 B=11.5 D=5	062.7898.-- SLOTPAD GACHE RECEIVER SCHLIESSBLECH	CP 45Pa (GR) 011.0400.XX 011.0401.XX 011.0404.XX 011.0410.XX 011.0411.XX 011.0412.XX 011.0420.XX 011.0431.XX 011.0757.XX CP 45Pa		
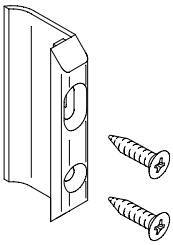	062.8001.17 SLOTPAD GACHE RECEIVER SCHLIESSBLECH	CP 45Pa (GR) 011.0400.XX 011.0401.XX 011.0410.XX 011.0411.XX 011.0412.XX 011.0420.XX 011.0431.XX CP 45Pa		

D0082554

CP 45Pa (GR)

GLASSTEUN
SUPPORT CALE DE VITRAGE
GLASS SUPPORT
GLASAUFLAGEPROFIL

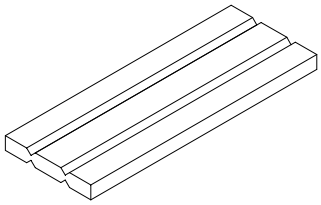

H=3
B=20
D=80

021.5180.04

GLASSTEUN 82MM
SUPPORT CALE DE VITRAGE 82MM
GLASS SUPPORT 82MM
GLASAUFLAGEPROFIL 82MM

CP 45Pa (GR)
011.0460.XX
011.0461.XX

CP 45Pa

ALLIANCE

D0082556

G

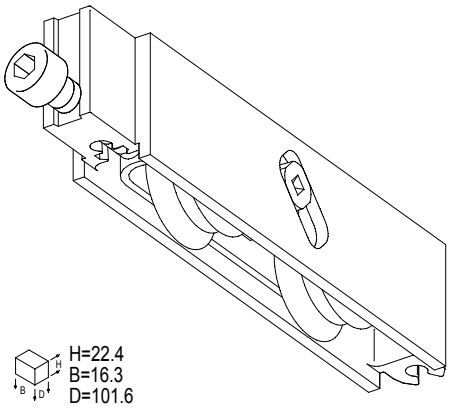

H=22.4
B=16.3
D=101.6

021.1072.--

DUBBEL WIEL REGELBAAR MAX 120KG
ROULETTE DOUBLE REGLABLE MAX 120KG
DOUBLE ROLLER ADJUSTABLE MAX 120KG
DOPPELTES LAUFRAD VERSTELLBAR MAX 120KG

CP 45Pa (GR)
011.0461.XX

CP 45Pa

ALLIANCE

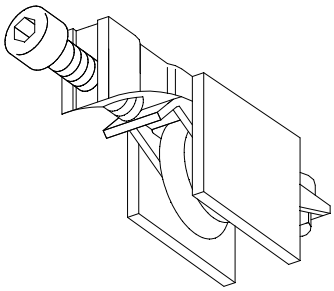

H=22.4
B=16.3
D=66.7

021.1073.--

WIEL REGELBAAR MAX 60KG
ROULETTE REGLABLE MAX 60KG
ROLLER ADJUSTABLE MAX 60KG
LAUFRAD VERSTELLBAR MAX 60KG

CP 45Pa (GR)
011.0461.XX

CP 45Pa

ALLIANCE

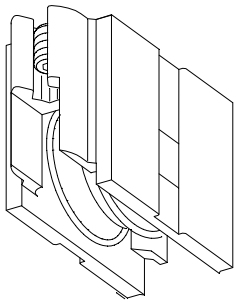

H=22.4
B=16.3
D=48.2

021.1170.--

ENKEL WIEL NIET REGELBAAR MAX 60KG
ROULETTE SIMPLE NON-REGLABLE MAX 60KG
SINGLE ROLLER NOT ADJUSTABLE MAX 60KG
EINZELRAD NICHT VERSTELLBAR MAX 60KG

CP 45Pa (GR)
011.0461.XX

CP 45Pa

ALLIANCE

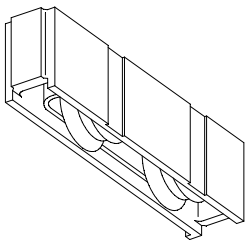

H=22.4
B=16.3
D=101.6

021.1177.--

DUBBEL WIEL NIET REGELBAAR 120KG
ROULETTE DOUBLE NON-REGLABLE 120KG
DOUBLE ROLLER NOT ADJUSTABLE 120KG
DOPPELTES LAUFRAD NICHT VERSTELLBAR 120KG

CP 45Pa (GR)
011.0461.XX

CP 45Pa

ALLIANCE
CP 50 (GR)

D0082558

CP 45Pa (GR)

BUFFER
BUTEE
BUFFER
STOPPER

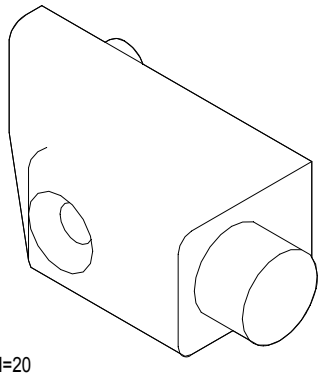

H=20
B=53
D=25

062.7715.XX

BUFFER
BUTEE
BUFFER
STOPPER

VISION 50
TP 110
TP 138
TLS 110
CP 130
CP 130-LS
CP 155
CP 155-LS
CP 45Pa
TP 110-Re
CP 45Pa (GR)

1 st./pc
050.5051.--

DIN 965
M6 x 30

D0082563

G

ALGEMENE TOEBEHOREN
ACCESSOIRES GENERAUX
GENERAL ACCESSORIES
ALLGEMEINES ZUBEHOER

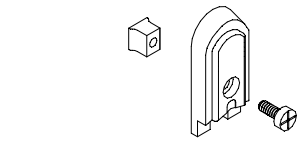 H=48 B=21 D=12.5	**021.3004.SY** GELEIDINGSSTUK PIECE DE GUIDAGE GUIDE BRACKET FUEHRUNGSSTUECK	CP 45Pa (GR) 011.0440.XX 011.0441.XX 011.0829.XX 011.1730.XX CP 45Pa	
 B=6.6 D=14	**021.5044.SY** 100 STOP 100 BOUCHE-TROU 100 PLUG 100 VERSCHLUSSKAPPE	CP 45Pa (GR) 011.0460.XX CP 45Pa CW 50-FV BOREALE PALMA CP 50	CS 45Pa
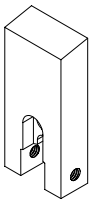 H=47 B=21 D=10	**021.5135.XX** AANSLAGSTUK BUTEE BUTT STRIP ANSCHLAG	CP 45Pa (GR) 011.0440.XX 011.0441.XX 011.0829.XX 011.1730.XX CP 45Pa	
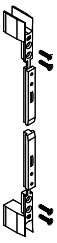	**022.5502.SY** SET TOEBEHOREN 4-SLAG SET ACCESSOIRES 4 VANTAUX ACCESSORIES SET 4 DOORS SATZ ZUBEHOER 4 TUERFLUEGEL	CP 45Pa (GR) 011.0766.XX CP 45Pa	
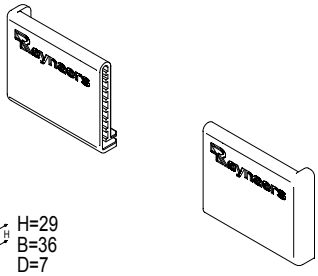 H=29 B=36 D=7	**062.6722.04** AFDICHTINGSSTUK PIECE D'ETANCHEITE SEALING PIECE DICHTUNGSSTUECK	CP 45Pa (GR) 011.0410.XX CP 45Pa	
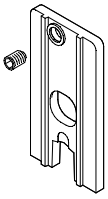 H=50 B=25.5 D=5	**062.7882.04** AFSTANDSSTUK MET BUFFER ENSEMBLE BOUCHON BUTEE F26 DISTANCE PIECE WITH BUFFER DISTANZSTUECK MIT STOPPER	CP 45Pa (GR) 011.0450.XX 011.0451.XX 011.0746.XX 011.0847.XX 011.0848.XX CP 45Pa ALLIANCE	ALLIANCE Th (FR-CANCEL)

D0082564

G

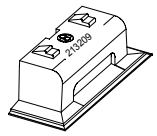 H=12.5 B=40 D=15	**021.3209.04** AFDEKKAP WATERAFVOERSLEUVEN H. 12.5MM CAPUCHON DRAINAGE D'EAU H. 12.5MM WEEP HOLE COVER H. 12.5MM ABDECKKAPPE ENTWAESSERUNG H. 12.5MM	CP 45Pa (GR) 011.0400.XX 011.0401.XX 011.0410.XX 011.0411.XX 011.0412.XX 011.0431.XX CP 45Pa ALLIANCE	
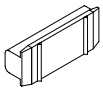 H=4.9 B=20 D=8.2	**021.5078.07** 100 AFSTANDSSTUK 100 PIECE D'ECARTEMENT 100 DISTANCE PIECE 100 DISTANZSTUECK	CP 45Pa (GR) 011.0450.XX 011.0451.XX 011.0746.XX 011.0847.XX 011.0848.XX CP 45Pa ALLIANCE	
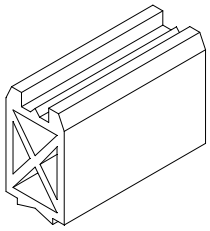 H=30 B=16.5 D=40	**021.5097.04** STEUNSTUK VLEUGEL PIECE DE SUPPORT VANTAIL SUPPORTING PIECE VENT STUETZKLOTZ FLUEGEL	CP 45Pa (GR) 011.0461.XX CP 45Pa ALLIANCE	
 H=14.75 B=20 D=5	**062.7883.04** VLEUGELGELEIDER GUIDE DE VANTAIL VENT GUIDE FUEHRUNGSSCHIENE FLUEGEL	CP 45Pa (GR) 011.0450.XX 011.0451.XX 011.0746.XX 011.0847.XX 011.0848.XX CP 45Pa ALLIANCE	
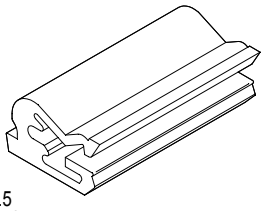 H=8.5 B=17.8 D=30	**069.8422.04** KLIPS KUNSTSTOF CLIP MATIERE SYNTHETHIQUE SYNTHETIC CLIP KUNSTSTOFF KLEMME	CP 45Pa (GR) 011.0431.XX CP 130 CP 155 CP 45Pa CP 155-LS CS 59Pa CS 59 CS 59-HV CS 59-Re	CS 59-So CS 68 CS 68-HV CS 68-Re CS 68-So TP 110 TP 138 TLS 110 CP 130-LS CS 77 CS 77-HV TP 110-Re CS 104

D0082570

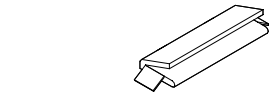 H=4.96 B=24.5 D=6.8	**021.5146.07** 100 CLIPS VR.BEVEST.AFWERK.PR. SACHET 100 CLIPS HABILLAGE EXT 100 CLIPS FIXATION FACE CAPS 100 KLIPPE BEFEST.ABDECKPROF.	GP 51 HIFI TEMPO Th CR 120 CP 50 CP 45Pa CP 50 (GR) CP 45Pa (GR)	
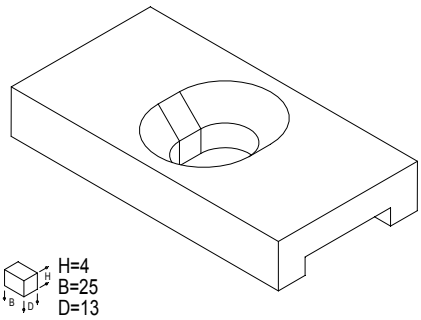 H=4 B=25 D=13	**056.6209.04** STELBLOKJE CALE D'AJUSTEMENT ADJUSTING BLOCK DISTANZKLOTZ	TP 110 TLS 110 CP 130 CP 130-LS CP 155 CP 155-LS TP 110-AP CP 155-AP CP 155-LS/AP CP 50 CP 96 CP 45Pa CP 96-LS	CP 96-AP CP 96-LS/AP TP 110-Re CP 45Pa (GR)
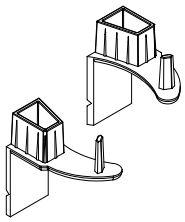 H=32 B=15.4 D=30	**062.7787.SY** EINDSTUKKEN PIECES FINALES END PIECES ENDKAPPEN	CP 45Pa (GR) 011.0829.XX 011.0847.XX 011.0848.XX CP 45Pa	
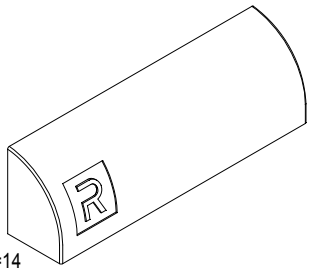 H=14 B=10 D=46	**069.6830.04** AFDEKKAP WATERAFVOERSLEUVEN CAPUCHON DRAINAGE D'EAU WEEP HOLE COVER ABDECKKAPPE ENTWAESSERUNG	CP 45Pa (GR) 011.0400.XX 011.0401.XX 011.0410.XX 011.0411.XX 011.0412.XX 011.0431.XX 011.0757.XX CP 130 CP 45Pa CP 96	
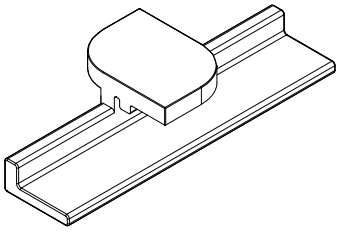 H=10.6 B=18.6 D=50	**069.8416.00** BEVESTIGING KLEMSTUK FIXATION PIECE DE CALAGE FIXATION CLIP BEFESTIGUNG KLEMMSTUECK	CS 59Pa CS 59 CS 59-HV CS 59-Re CS 59-So CS 68 CS 68-HV CS 68-Re CS 68-So TP 110 TLS 110 CP 155 CS 77	CS 77-HV CS 104 CP 45Pa (GR)

D0082580

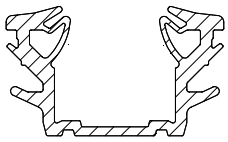	022.1126.04 GLASDICHTING 16MM JOINT DE VITRAGE 16MM GLAZING GASKET 16MM VERGLASUNGSDICHTUNG 16MM	ALLIANCE CP 45Pa CP 45Pa (GR)		
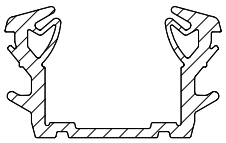	022.1127.04 GLASDICHTING 18MM JOINT DE VITRAGE 18MM GLAZING GASKET 18MM VERGLASUNGSDICHTUNG 18MM	ALLIANCE CP 45Pa CP 45Pa (GR)		
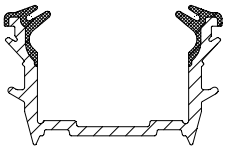	022.1128.04 GLASDICHTING 20MM JOINT DE VITRAGE 20MM GLAZING GASKET 20MM VERGLASUNGSDICHTUNG 20MM	ALLIANCE CP 45Pa CP 45Pa (GR)		
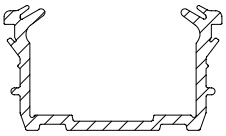	022.1129.04 GLASDICHTING 22MM JOINT DE VITRAGE 22MM GLAZING GASKET 22MM VERGLASUNGSDICHTUNG 22MM	ALLIANCE CP 45Pa CP 45Pa (GR)		

D0082587

BEGLAZINGSDICHTINGEN
JOINTS DE VITRAGE
GLAZING GASKETS
VERGLASUNGSDICHTUNGEN

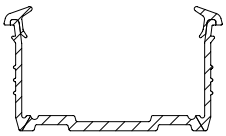	022.1140.04 BEGLAZINGSDICHTING 24MM JOINT DE VITRAGE 24MM GLAZING GASKET 24MM VERGLASUNGSDICHTUNG 24MM	CP 45Pa (GR)			
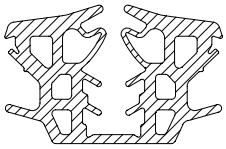	080.9610.04 BEGLAZINGSDICHTING DROGE BEGLAZING 6MM JOINT DE VITRAGE - VITRAGE SEC 6MM GLAZING GASKET DRY GLAZING 6MM VERGLASUNGSDICHTUNG TROCKENVERGLASUNG 6MM	CP 45Pa			
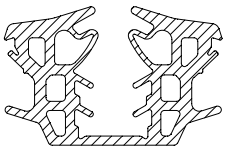	080.9611.04 BEGLAZINGSDICHTING DROGE BEGLAZING 8MM JOINT DE VITRAGE - VITRAGE SEC 8MM GLAZING GASKET DRY GLAZING 8MM VERGLASUNGSDICHTUNG TROCKENVERGLASUNG 8MM	CP 45Pa			
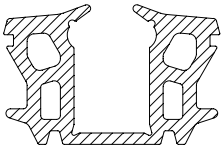	080.9613.04 BEGLAZINGSDICHTING DROGE BEGLAZING 10MM JOINT DE VITRAGE - VITRAGE SEC 10MM GLAZING GASKET DRY GLAZING 10MM VERGLASUNGSDICHTUNG TROCKENVERGLASUNG 10MM	CP 45Pa			

D0082589

080.9123.SY

BINNENBEGLAZINGSDICHTING 3MM
JOINT DE VITRAGE INTERIEUR 3MM
INNER GLAZING GASKET 3MM
INNENVERGLASUNGSDICHTUNG 3MM

H=8.9
B=7.7
COLOR= WHITE

CS 59Pa	CS 77
CS 59	CS 77-HV
CS 59-HV	CS 59Pa-AP
CS 59-Re	CS 59-AP
CS 59-So	CS 68-AP
CS 68	CS 77-AP
CS 68-HV	CS 77-BP
CS 68-Re	CS 77-FP
CS 68-So	CP 96
VISION 50	CP 45Pa
TP 110	CP 96-LS
TP 138	CP 96-AP
TLS 110	CP 96-LS/AP
CP 130	TP 110-Re
CP 130-LS	Eco system
CP 155	CS 38-SL
CP 155-LS	Eco system-AP
CW 50	CS 38-SL/AP
CW 60	CS 24-SL
TR 200	Eco system 75
BOREALE	CP 45Pa (GR)
MOSQUITO	CS 77-SP

080.9124.SY

BINNENBEGLAZINGSDICHTING 4MM
JOINT DE VITRAGE INTERIEUR 4MM
INNER GLAZING GASKET 4MM
INNENVERGLASUNGSDICHTUNG 4MM

H=8.7
B=9.6
COLOR= RED

CS 59Pa	CS 77-HV
CS 59	CS 59Pa-AP
CS 59-HV	CS 59-AP
CS 59-Re	CS 68-AP
CS 59-So	CS 77-AP
CS 68	CS 77-BP
CS 68-HV	CS 77-FP
CS 68-Re	CP 96
CS 68-So	CP 45Pa
VISION 50	CP 96-LS
TP 110	CP 96-AP
TP 138	CP 96-LS/AP
TLS 110	TP 110-Re
CP 130	Eco system
CP 130-LS	CS 38-SL
CP 155	Eco system-AP
CP 155-LS	CS 38-SL/AP
CW 50	CS 24-SL
CW 60	Eco system 75
TR 200	CF 77
BOREALE	CP 45Pa (GR)
CS 77	CS 77-SP

080.9125.SY

BINNENBEGLAZINGSDICHTING 5MM
JOINT DE VITRAGE INTERIEUR 5MM
INNER GLAZING GASKET 5MM
INNENVERGLASUNGSDICHTUNG 5MM

H=10.3
B=9.7
COLOR= BLUE

CS 59Pa	CS 59Pa-AP
CS 59	CS 59-AP
CS 59-HV	CS 68-AP
CS 59-Re	CS 77-AP
CS 59-So	CS 77-BP
CS 68	CS 77-FP
CS 68-HV	CP 96
CS 68-Re	CP 45Pa
CS 68-So	CP 96-LS
VISION 50	CP 96-AP
TP 110	CP 96-LS/AP
TP 138	TP 110-Re
TLS 110	Eco system
CP 130	CS 38-SL
CP 130-LS	Eco system-AP
CP 155	CS 38-SL/AP
CP 155-LS	CS 24-SL
CW 50	Eco system 75
CW 60	CF 77
TR 200	CP 45Pa (GR)
CS 77	CS 77-SP
CS 77-HV	

D0082596

CP 45Pa (GR)

BINNENBEGLAZINGSDICHTING
JOINT DE VITRAGE INTERIEUR
INNER GLAZING GASKET
INNENVERGLASUNGSDICHTUNG

Reynaers Aluminium

 H=11.5 B=11.4 COLOR= GREEN	080.9126.SY BINNENBEGLAZINGSDICHTING 6-7MM JOINT DE VITRAGE INTERIEUR 6-7MM INNER GLAZING GASKET 6-7MM INNENVERGLASUNGSDICHTUNG 6-7MM	CS 59Pa CS 59 CS 59-HV CS 59-Re CS 59-So CS 68 CS 68-HV CS 68-Re CS 68-So VISION 50 TP 110 TP 138 TLS 110 CP 130 CP 130-LS CP 155 CW 50 CW 60 TR 200 CS 77 CS 77-HV CS 59Pa-AP	CS 59-AP CS 68-AP CS 77-AP CS 77-BP CS 77-FP CP 96 CP 96-LS CP 96-AP CP 96-LS/AP TP 110-Re Eco system CS 38-SL Eco system-AP CS 38-SL/AP CS 24-SL Eco system 75 CF 77 CP 45Pa (GR) CS 77-SP
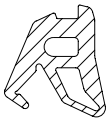 H=13.4 B=14.8 COLOR= YELLOW	080.9128.04 BINNENBEGLAZINGSDICHTING 8-9MM JOINT DE VITRAGE INTERIEUR 8-9MM INNER GLAZING GASKET 8-9MM INNENVERGLASUNGSDICHTUNG 8-9MM	CS 59Pa CS 59 CS 59-HV CS 59-Re CS 59-So CS 68 CS 68-HV CS 68-Re CS 68-So VISION 50 TP 110 TP 138 TLS 110 CP 130 CP 130-LS CP 155 CW 50 CW 60 TR 200 CS 77 CS 77-HV CS 59Pa-AP	CS 59-AP CS 68-AP CS 77-AP CS 77-BP CP 96 CP 96-LS CP 96-AP CP 96-LS/AP TP 110-Re Eco system CS 38-SL Eco system-AP CS 38-SL/AP CS 24-SL Eco system 75 CF 77 CS 77-SP
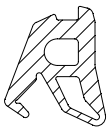 H=13.4 B=15.8 COLOR= VIOLET	080.9130.04 BINNENBEGLAZINGSDICHTING 10MM JOINT DE VITRAGE INTERIEUR 10MM INNER GLAZING GASKET 10MM INNENVERGLASUNGSDICHTUNG 10MM	CS 59Pa CS 59 CS 59-HV CS 59-Re CS 59-So CS 68 CS 68-HV CS 68-Re CS 68-So VISION 50 TP 110 TP 138 TLS 110 CP 130 CP 130-LS CP 155 CW 50 CW 60 TR 200 CS 77 CS 77-HV CS 59Pa-AP	CS 59-AP CS 68-AP CS 77-AP CS 77-BP CP 96 CP 45Pa CP 96-LS CP 96-AP CP 96-LS/AP TP 110-Re Eco system CS 38-SL Eco system-AP CS 38-SL/AP CS 24-SL Eco system 75 CF 77 CS 77-SP

D0082598

.04 .47 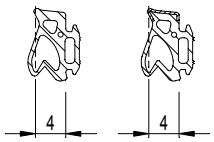 H=10 B=9	**080.9114.SY** BUITENBEGLAZINGSDICHTING 4MM JOINT DE VITRAGE EXTERIEUR 4MM OUTER GLAZING GASKET 4MM AUSSENVERGLASUNGSDICHTUNG 4MM	CS 59Pa CS 59 CS 59-Re CS 59-So CS 68 CS 68-Re CS 68-So VISION 50 TP 110 TP 138 TLS 110 CP 130 CP 130-LS CP 155 CR 120 CS 77 CS 59-AP CS 68-AP CS 77-AP CS 77-BP CS 77-FP CP 96	CP 45Pa CP 96-LS CP 96-AP CP 96-LS/AP TP 110-Re Eco system CS 38-SL Eco system-AP CS 38-SL/AP CS 24-SL CS 24-SL/AP Eco system 75 CF 77 CP 45Pa (GR) CS 77-SP
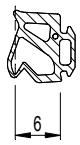 H=10 B=11	**080.9116.04** BUITENBEGLAZINGSDICHTING 6MM JOINT DE VITRAGE EXTERIEUR 6MM OUTER GLAZING GASKET 6MM AUSSENVERGLASUNGSDICHTUNG 6MM	CS 59Pa CS 59 CS 59-Re CS 59-So CS 68 CS 68-Re CS 68-So VISION 50 TP 110 TP 138 TLS 110 CP 130 CP 130-LS CP 155 CR 120 CS 77 CS 59-AP CS 68-AP CS 77-AP CS 77-BP CP 96 CP 45Pa	CP 96-LS CP 96-AP CP 96-LS/AP TP 110-Re Eco system CS 38-SL Eco system-AP CS 38-SL/AP CS 24-SL CS 24-SL/AP Eco system 75 CF 77 CP 45Pa (GR) CS 77-SP
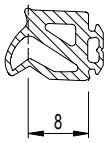 H=10 B=13	**080.9118.04** BUITENBEGLAZINGSDICHTING 8MM JOINT DE VITRAGE EXTERIEUR 8MM OUTER GLAZING GASKET 8MM AUSSENVERGLASUNGSDICHTUNG 8MM	CS 59Pa CS 59 CS 59-Re CS 59-So CS 68 CS 68-Re CS 68-So VISION 50 TP 110 TP 138 TLS 110 CP 130 CP 130-LS CP 155 CR 120 CS 77 CS 59-AP CS 68-AP CS 77-AP CS 77-BP CP 96 CP 96-LS	CP 96-AP CP 96-LS/AP TP 110-Re Eco system CS 38-SL Eco system-AP CS 38-SL/AP Eco system 75 CF 77 CS 77-SP

D0082601

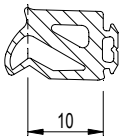

H=10
B=15

080.9120.04

BUITENBEGLAZINGSDICHTING 10MM
JOINT DE VITRAGE EXTERIEUR 10MM
OUTER GLAZING GASKET 10MM
AUSSENVERGLASUNGSDICHTUNG 10MM

CS 59Pa	CP 96-AP
CS 59	CP 96-LS/AP
CS 59-Re	TP 110-Re
CS 59-So	Eco system
CS 68	CS 38-SL
CS 68-Re	Eco system-AP
CS 68-So	CS 38-SL/AP
VISION 50	Eco system 75
TP 110	CF 77
TP 138	CS 77-SP
TLS 110	
CP 130	
CP 130-LS	
CP 155	
CR 120	
CS 77	
CS 59-AP	
CS 68-AP	
CS 77-AP	
CS 77-BP	
CP 96	
CP 96-LS	

D0082604

	022.3036.04 DICHTING JOINT GASKET DICHTUNG	CW 50-FV CW 86-EF HIFI TEMPO Th BOREALE CW 86 CP 50 CP 45Pa GP 51 CS 24-SL CP 50 (GR) CP 45Pa (GR)		

D0082608

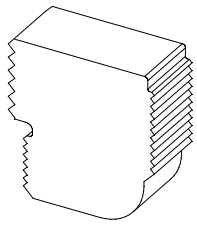 H=23.5 B=22.3 D=10	021.3203.04 EINDSTUK PIECE FINALE END PIECE ENDSTUECK	CP 45Pa (GR) 017.0217.XX CP 45Pa ALLIANCE	
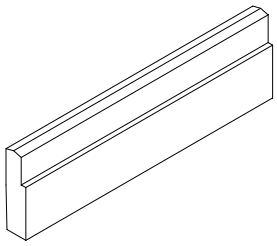 H=13.9 B=6.5 D=1.5	021.3211.04 AFDICHTINGSSTUK PIECE D'ETANCHEITE SEALING PIECE DICHTUNGSSTUECK	CP 45Pa (GR) 011.0400.XX 011.0401.XX 011.0410.XX 011.0411.XX 011.0412.XX 011.0420.XX 011.0431.XX CP 45Pa ALLIANCE	
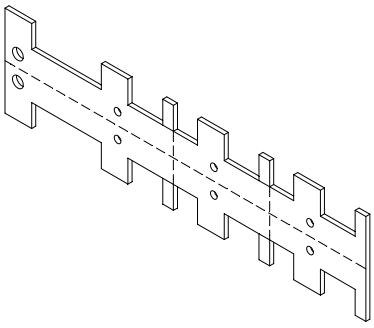 H=34 B=135 D=1.5	062.8992.04 AFDICHTING FERMETURE CLOSER ABDICHTUNG	CP 45Pa (GR) 011.0480.XX 011.0481.XX 011.0482.XX	

D0082613

AFDICHTING MET BORSTEL
FERMETURE AVEC BROSSE
CLOSER WITH BRUSH
ABDICHTUNG MIT BUERSTE

Reynaers Aluminium

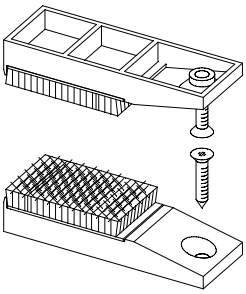

H=14
B=81.2
D=27.8

021.3187.04

SET AFDICHTINGSBORSTELS
ENSEMBLE BROSSE D'ETANCHEITE CENTRALE
SET SEALING BRUSHES
SATZ ABDICHTUNGSBUERSTEN

CP 45Pa (GR)
011.0400.XX
011.0401.XX
011.0410.XX
011.0411.XX
011.0412.XX
011.0420.XX

CP 45Pa

ALLIANCE

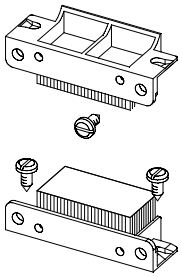

H=15.8
B=60
D=23

021.3210.04

SET BORSTELSTUKKEN
SET SUPPORT DE BROSSE
SET BRUSH HOLDERS
SATZ BUERSTENHALTERS

CP 45Pa (GR)
011.0757.XX

CP 45Pa

ALLIANCE

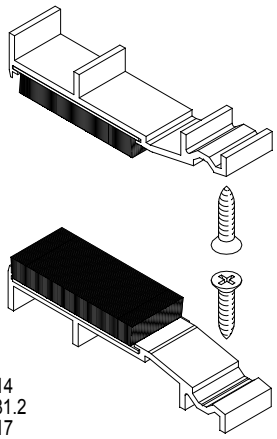

H=14
B=81.2
D=17

062.8050.--

AFDICHTING MET BORSTEL
FERMETURE AVEC BROSSE
CLOSER WITH BRUSH
ABDICHTUNG MIT BUERSTE

CP 45Pa (GR)
011.0431.XX

CP 45Pa

2 st./pc
052.5316.--

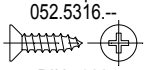

DIN 7982
4.2 x 19

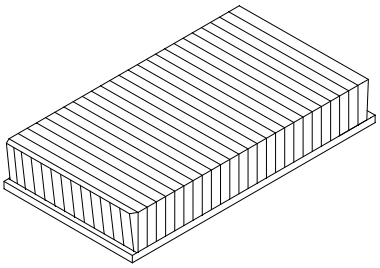

H=7.5
B=50
D=28

062.8053.04

BORSTEL
BROSSE
BRUSH
BUERSTE

CP 45Pa (GR)
011.0480.XX
011.0481.XX
011.0482.XX

CP 45Pa

D0082614

CP 45Pa (GR)

BORSTELDICHTINGEN
JOINTS-BROSSE
BRUSHES
BUERSTENDICHTUNGEN

H=6.25 B=6.9	022.7068.07 BORSTELDICHTING 4.25MM JOINT-BROSSE 4.25MM WOOLPILE 4.25MM BUERSTENDICHTUNG 4.25MM	CP 45Pa (GR) 011.0440.XX 011.0441.XX 011.0443.XX 011.0450.XX 011.0451.XX 011.0461.XX 011.0751.XX 011.0765.XX 011.0829.XX 011.0847.XX 011.1730.XX	CP 45Pa CP 50 (GR)
H=9.25 B=6.9	022.7188.07 BORSTELDICHTING 7.25MM JOINT-BROSSE 7.25MM WOOLPILE 7.25MM BUERSTENDICHTUNG 7.25MM	CP 45Pa (GR) 011.0440.XX 011.1730.XX CP 45Pa CP 50 (GR) CS 45Pa	
H=4.5 B=4.8	081.9024.04 BORSTELDICHTING MET FINSEAL JOINT-BROSSE AVEC FINSEAL WOOLPILE WITH FINSEAL BUERSTENDICHTUNG MIT FINSEAL	CP 96-AP CP 45Pa (GR)	
H=5.5 B=4.8	081.9025.04 BORSTELDICHTING 5.25MM JOINT-BROSSE 5.25MM WOOLPILE 5.25MM BUERSTENDICHTUNG 5.25MM	TLS 110 MOSQUITO CP 45Pa (GR)	
H=8.5 B=5.8	081.9098.07 BORSTELDICHTING 7.5x5.8MM JOINT-BROSSE 7.5x5.8MM WOOLPILE 7.5x5.8MM BUERSTENDICHTUNG 7.5x5.8MM	CP 45Pa (GR) 011.0848.XX CP 50 CP 50-Mb CP 45Pa CP 50-Ga CP 50 (GR) CP 68 CP 68-AP CP 68-IN SP 68	

D0082615

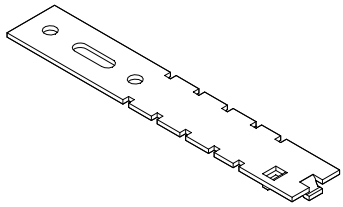 H=5.6 B=160 D=25	056.6297.00 INDRAAI-ANKER ANCRAGE A CLIPPER SCREW FIXING LUG MAUERANKER ZUM EINKLEMMEN	CS 59Pa CS 59 CS 59-HV CS 59-Re CS 59-So CS 68 CS 68-HV CS 68-Re CS 68-So TP 110 TLS 110 CP 130 CP 130-LS	CP 155 CS 77 CS 77-HV CS 77-BP TP 110-Re Eco system Eco system-AP CF 77 CS 104 CP 45Pa (GR)	
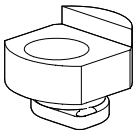 H=16.5 B=20 D=23	056.6298.01 ANKERSTUK KUNSTSTOF PIECE D'ANCRAGE MATIERE SYNTHETIQUE ANCHOR PIECE SYNTHETIC ANKERSTUECK KUNSTSTOFF	CS 59Pa CS 59 CS 59-HV CS 59-Re CS 59-So CS 68 CS 68-HV CS 68-Re CS 68-So TP 110 TLS 110 CP 130 CP 130-LS	CP 155 CS 77 CS 77-HV CS 77-BP TP 110-Re Eco system Eco system-AP CF 77 CS 104 CP 45Pa (GR)	
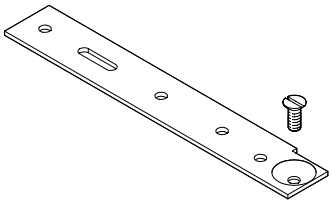 H= 16.5/2 B= 20/160 D= 23/22.5	056.6299.-- ANKERBEVESTIGING GEISOLEERD ANCRAGE ISOLE INSULATED ANCHORING ISOLIERTE VERANKERUNG	CS 59Pa CS 59 CS 59-HV CS 59-Re CS 59-So CS 68 CS 68-HV CS 68-Re CS 68-So TP 110 TLS 110 CP 130 CP 130-LS	CP 155 CS 77 CS 77-HV CS 77-BP TP 110-Re Eco system Eco system-AP CF 77 CS 104 CP 45Pa (GR)	1 st./pc 050.5130.-- 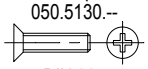 DIN 965 M5 x 10
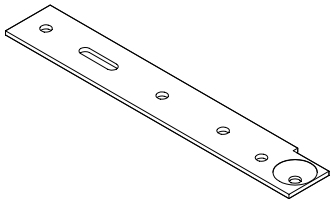 H=2 B=160 D=22.5	056.6301.-- ANKERSTUK BASE D'ANCRAGE PART ANCHOR EINDREHANKER	CS 59 CS 68 TP 110 TLS 110 CP 130 CP 130-LS CP 155 CS 77 TP 110-Re CF 77 CS 104 CP 45Pa (GR)		

D0082616

550GR

084.9080.--

REYNASEAL DUO
REYNASEAL DUO
REYNASEAL DUO
REYNASEAL DUO

084.9085.--

MENGTUIT REYNASEAL DUO
PIECE DE MELANGE REYNASEAL DUO
MIXING NOZZLE REYNASEAL DUO
MISCHSTUECK REYNASEAL DUO

310ML

084.9103.04

VULKANISEERLIJM DICHTINGEN 310ML
COLLE VULCANISANTE JOINTS 310ML
VULCANISING GLUE GASKETS 310ML
VULKANISIERKLEBER DICHTUNGEN 310ML

20GR

084.9107.--

SEKONDENLIJM 20g
COLLE RAPIDE 20g
CONTACT GLUE 20g
SEKUNDENKLEBER 20g

MASTERLINE 8-Fu

CW 50-FP

D0082618

G



B=50

084.9111.--

KLEEFBAND POLYPROPYLEEN
BANDE AUTOCOLLANTE POLYPROPYLENE
TAPE SELF-ADHESIVE POLYPROPYLENE
KLEBENDES BAND POLYPROPYLEN



0.8 x 15
10M

084.9113.--

KLEEFBAND 2-ZIJDEN KLEVEND
BANDE 2 FACES AUTOCOLLANTES
TAPE DOUBLE SIDES SELF-ADHESIVE
KLEBENDES BAND BEIDSEITIG

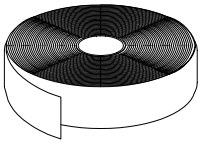

L=200M
B=50MM

084.9550.01

REYNATAPE 50MM L=200M
REYNATAPE 50MM L=200M
REYNATAPE 50MM L=200M
REYNATAPE 50MM L=200M

D0082619

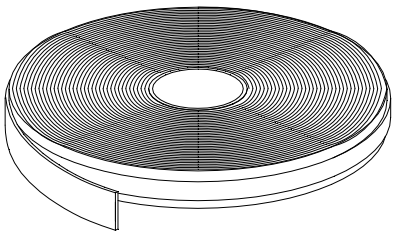

B=19MM

084.9480.--

KLEEFBAND 2-ZIJDEN KLEVEND
BANDE 2 FACES AUTOCOLLANTES
TAPE DOUBLE SIDES SELF-ADHESIVE
BEIDSEITIG KLEBENDES BAND

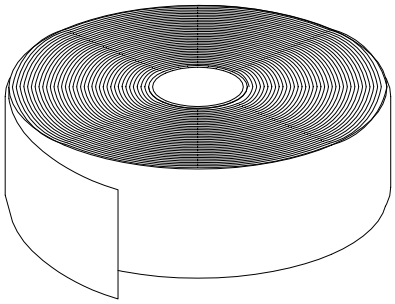

L=200M
B=80MM

084.9580.01

REYNATAPE 80MM L=200M
REYNATAPE 80MM L=200M
REYNATAPE 80MM L=200M
REYNATAPE 80MM L=200M

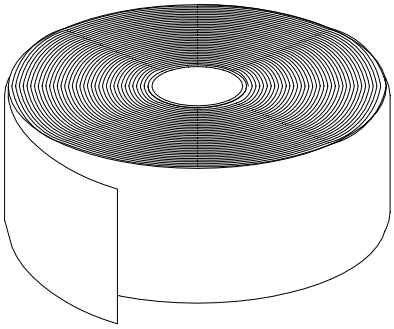

L=200M
B=150MM

084.9750.01

REYNATAPE 150MM L=200M
REYNATAPE 150MM L=200M
REYNATAPE 150MM L=200M
REYNATAPE 150MM L=200M

H=50
B=82
D=20

086.9150.--

ALU GOM VOOR VLEKKEN
GOMME POUR GRIFFES ET TACHES
RUBBING BLOCK
SCHLEIFGUMMI

D0082620

G



B=100MM

086.9160.--

INPAKPAPIER
PAPIER CREPONE
PACKAGING PAPER
VERPACKUNGSPAPIER

500ML

086.9175.--

SNIJMIDDEL-SPRAY 500ML
AEROSOL D'HUILE DE COUPE 500ML
CUTTING SPRAY 500ML
SCHNEIDMITTEL-SPRAY 500ML



1L

086.9210.--

REYNAFINISH 60
REYNAFINISH 60
REYNAFINISH 60
REYNAFINISH 60

500ML

086.9213.--

REYNAWASH ANO
REYNAWASH ANO
REYNAWASH ANO
REYNAWASH ANO

D0082621



3x 150GR

086.9209.--

REYNAPROTECTOR
REYNAPROTECTOR
REYNAPROTECTOR
REYNAPROTECTOR



500ML

086.9211.--

REYNOVATOR 718
REYNOVATOR 718
REYNOVATOR 718
REYNOVATOR 718



400ML

086.9551.--

SILICONE-SPRAY 400ML
AEROSOL-SILICONE 400ML
SILICONE SPRAY 400ML
SILICONENSPRAY 400ML

Available in .50 .51 and .53 !

086.9600.XX

REYNASTICK
REYNASTICK
REYNASTICK
REYNASTICK

D0082622

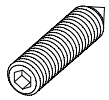	032.8408.-- 100 BEVESTIGINGSSCHROEF M5x20MM 100 VIS DE FIXATION M5x20MM 100 FIXING SCREW M5x20MM 100 BEFESTIGUNGSSCHRAUBE M5x20MM	CP 45Pa ALLIANCE CP 45Pa (GR)		
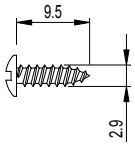	033.0102.-- 100 BEVESTIGINGSSCHROEF INOX 2.9x9.5MM 100 VIS DE FIXATION INOX 2.9x9.5MM 100 FIXING SCREW INOX 2.9x9.5MM 100 BEFESTIGUNGSSCHRAUBE INOX 2.9x9.5MM	HIFI ALLIANCE ALLIANCE Th (FR-CANCEL) CP 50 CP 45Pa CP 45Pa (GR)		
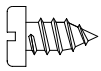	033.0302.-- 100 SCHROEF TCL Ø3.9x9.5 DIN7971 100 VIS TCL Ø3.9x9.5 DIN7971 100 SCREW TCL Ø3.9x9.5 DIN7971 100 SCHRAUBE TCL Ø3.9x9.5 DIN7971	CP 45Pa ALLIANCE CP 45Pa (GR)		
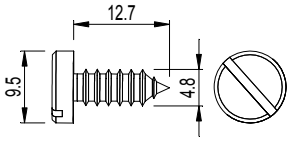	033.0503.-- 100 SCHROEF CLS 4.8x12.7 100 VIS CLS 4.8x12.7 100 SCREW CLS 4.8x12.7 100 SCHRAUBE CLS 4.8x12.7	CP 45Pa MOOREA CP 45Pa (GR)		
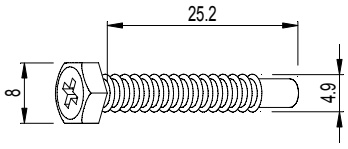	037.4408.-- 100 BEVESTIGINGSSCHROEF 5x25 100 VIS DE FIXATION 5x25 100 FIXING SCREW 5x25 100 BEFESTIGUNGSSCHRAUBE 5x25	CP 45Pa (GR) 011.0460.XX 011.0461.XX CP 45Pa HIFI OUVEA ALLIANCE		

D0082623

G

BEVESTIGINGSMIDDELEN
MOYENS DE FIXATION
FIXINGS
BEFESTIGUNGSMITTEL

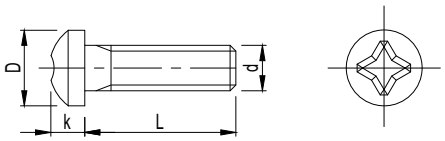

DIN 7985
ISO 7045

	d	afm. dimen. L	dimen. Masse k	D
050.5065.--	M4	5	3.1	8
050.5092.--	M4	8	3.1	8
050.5109.--	M4	12	3.1	8
050.5066.--	M4	14	2.5	6.5
050.5019.--	M4	18	3.1	8
050.5035.--	M4	60	3.1	8
050.5010.--	M5	6	3.8	10
050.5110.--	M5	8	3.8	10
050.5106.--	M5	10	3.8	9.8
050.5016.--	M5	12	3.8	10
050.5013.--	M5	16	3.8	10
050.5014.--	M5	20	3.8	10
050.5111.--	M6	8	4.6	12
050.5116.--	M6	16	4.6	12
050.5112.--	M6	25	4.6	12
050.5113.--	M6	115	4.6	10

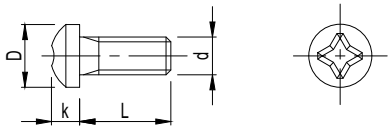

DIN 7985
ISO 7045

SCHROEF MET BORGINGSVERF
VIS AVEC COLLE DE BLOCAGE
SCREW WITH LOCK PAINT
SCHRAUBE MIT SICHERUNGSFARBE

	d	afm. dimen. L	dimen. Masse k	D
050.5118.--	M5	6	3.8	10
050.5117.--	M5	8	3.8	10
050.5119.--	M5	12	3.8	10
050.5026.--	M5	14	3.8	10
050.5020.--	M5	16	3.8	9.5

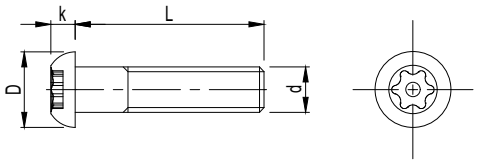

TORX + pin
ISO 14583

BEVEILIGINGSCHROEF
SÉCURITÉ VIS
SECURITY SCREW
SICHERCHEITSSCHRAUBE

	d	afm. dimen. L	dimen. Masse k	D
030.5039.--	M6	20	3.2	10
030.5040.--	M6	25	3.2	10
030.5041.--	M10	40	5.2	17.5

D0068363

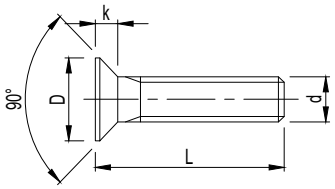

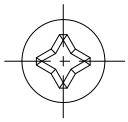

DIN 965
ISO 7046

	d	afm. dimen. L	dimen. Masse k	D
050.5082.--	M5	70	2.5	9.2
050.5074.--	M5	75	2.5	9.2
050.5083.--	M5	80	2.5	9.2
050.5086.--	M5	85	2.7	9.3
050.5084.--	M5	90	2.5	9.2
050.5008.--*	M5	95	2.5	9.2
050.5036.--	M5	100	2.5	9.2
050.5085.--	M5	110	2.5	9.2
050.5139.--	M6	8	3	11
050.5140.--	M6	10	3	11
050.5053.--	M6	12	3	11
050.5060.--	M6	16	4	11
050.5050.--	M6	25	3	11
050.5051.--	M6	30	3	11
050.5052.--	M6	35	3	11
050.5055.--	M6	45	3	11
050.5126.--	M6	60	3.3	11.3
050.5121.--	M6	65	3	11
050.5141.--	M6	70	3	11
050.5122.--	M6	75	3	11
050.5142.--	M6	80	3	9.2
050.5143.--	M6	85	3.3	11.3
050.5123.--	M6	90	3	11
050.5124.--	M6	100	3	11
050.5125.--	M6	110	3.3	11.3
050.5075.--	M8	20	4	14.5

* used in assembly, sales = no

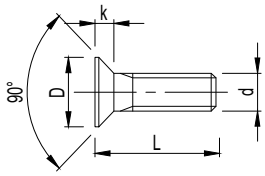

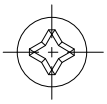

DIN 965
ISO 7046

050.5000.--	M5	10	2.5	9.2
050.5009.--	M5	16	2.5	9.2
050.5012.--	M5	12	2.5	9.2
050.5080.--	M5	40	2.5	9.2

SCHROEF MET BORGINGSVERF
VIS AVEC COLLE DE BLOCAGE
SCREW WITH LOCK PAINT
SCHRAUBE MIT SICHERUNGSFARBE

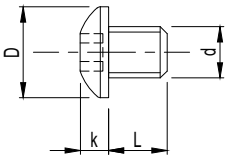

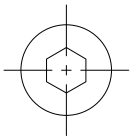

ISO 7380

050.5229.--*	M3	6	1.7	5.7
050.5230.--	M8	10	4.4	14

* used in assembly, sales = no

D0068364

		d	afm. dimen. L	dimen. Masse k	D
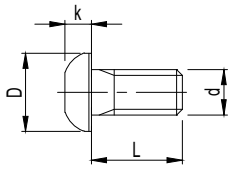 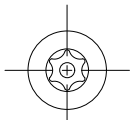 TORX + pin ISO 7380	050.5114.-- 050.5115.-- BEVEILIGINGSCHROEF SÉCURITÉ VIS SECURITY SCREW SICHERCHEITSSCHRAUBE	M6 M6	12 30	3.5 3.5	10.35 10.35
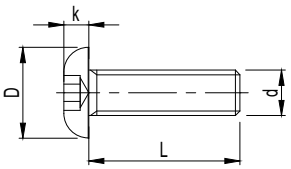 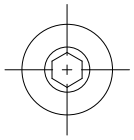 ISO 7380	030.5042.-- 030.5043.-- 030.5044.--	M6 M6 M10	20 25 40	3.3 3.3 5.5	12 12 20
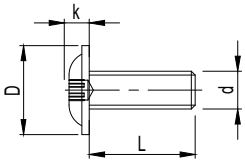 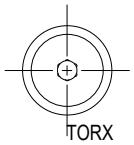 TORX ISO 7380-f	050.5227.--	M5	14	2.7	11.8
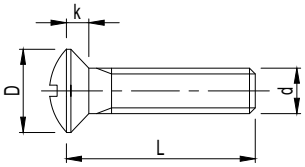  DIN 966 ISO 7047	050.5191.--	M6	45	3	11
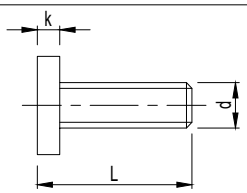 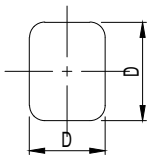 ISO 2768-m	050.5381.--	M6	16	3	10x14
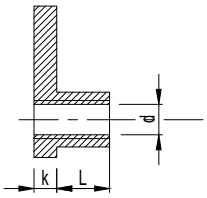 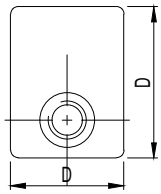 ISO 3506	050.5398.--	M5	7	3	15x20
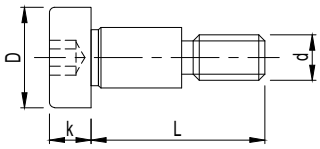 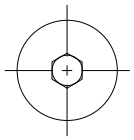 ISO 7379	050.5196.-- 050.5195.--	M6 M8	23 33	5.5 7	13.27 16
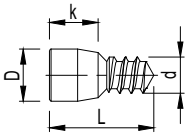 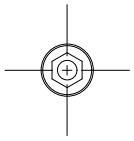 ISO 2768-m	050.5153.--	4.8	13.8	6.4	6.9

D0068365

		d	afm. dimen. L	dimen. Masse k	D
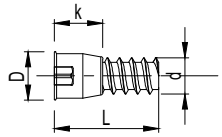 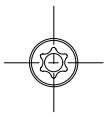	030.5047.--	4.8	13.8	6.4	6.4
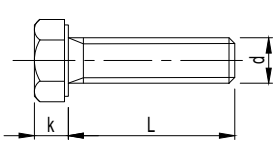 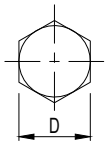 DIN 933 ISO 4017	050.5270.--	M4	6	2.8	7
	050.5271.--	M4	10	2.8	7
	050.5202.--	M6	12	4	10
	050.5391.--	M6	20	4	10
	050.5204.--	M10	22	6.4	17
	050.5200.--	M10	40	6.4	17
	050.5203.--	M10	60	6.4	17
	050.5205.--	M10	70	6.4	17
	050.5201.--	M10	80	6.4	17
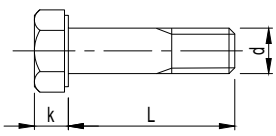 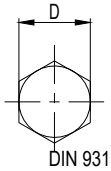 DIN 931 ISO 4014	050.5388.--	M10	100	6.4	17
	050.5389.--	M10	130	6.4	17
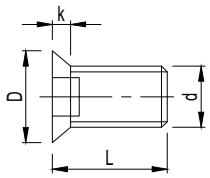 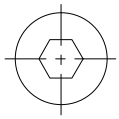 DIN 7991 ISO 10642	050.5042.--	M5	10	2.8	10
	050.5040.--	M6	10	4	12
	050.5041.--	M6	12	3.3	12
	050.5093.--	M8	8	2.4	12
	050.5091.--	M8	10	2.4	12
	050.5094.--	M8	15	2.4	12
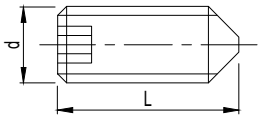 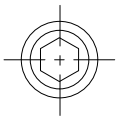 DIN 913 ISO 4026	051.5257.--	M5	12		
	051.5262.--	M6	8		
	051.5263.--*	M6	12		
	051.5277.--	M6	16		
	051.5264.--*	M6	20		
	051.5291.--	M8	8		
	051.5292.--	M8	12		
	051.5299.--*	M12	12		
	* used in assembly, sales = no				
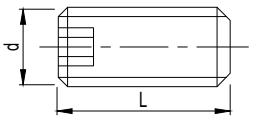 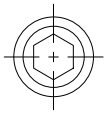 DIN 914 ISO 4027	051.5257.--	M5	12		

D0068366

		d	afm. dimen. L	dimen. Masse k	D
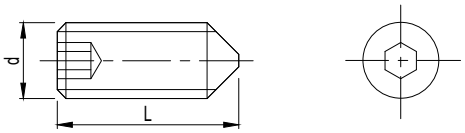 DIN 914 ISO 4027	051.5265.--	M4	4		
	051.5273.--	M4	5		
	051.5279.--	M4	10		
	151.5279.--	M4	12		
	051.5272.--	M5	6		
	051.5252.--	M5	12		
	051.5274.--	M6	6		
	051.5278.--	M6	16		
	051.5270.--	M8	8		
	051.5271.--	M6	10		
	051.5269.--	M8	12		
	*used in assembly, sales = no				
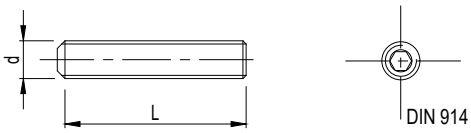 DIN 914 ISO 4027	051.5241.--	M5	25		
	051.5242.--	M5	35		
	051.5243.--	M5	50		
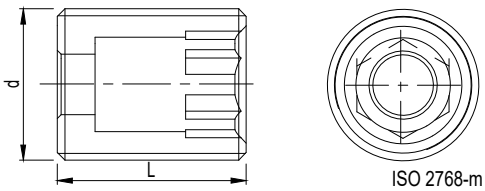 ISO 2768-m	051.5309.17*	M20	25		
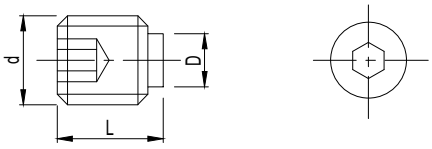 DIN 915 ISO 4028	051.5254.--	M5	6		3.5
	051.5255.--	M5	12		3.5
	051.5253.--	M5	35		3.8
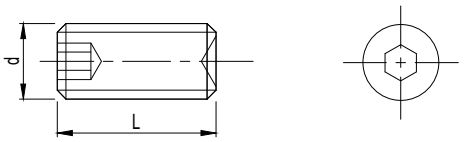 DIN 916 ISO 4029	051.5284.--	M4	5		
	051.5266.--	M4	6		
	051.5282.--	M4	8		
	051.5281.--	M4	10		
	051.5240.--	M5	6		
	051.5285.--	M5	8		
	051.5250.--	M5	10		
	051.5280.--	M5	12		
	051.5290.--	M8	10		

D0068367

		d	afm. dimen. L	dimen. Masse k	D
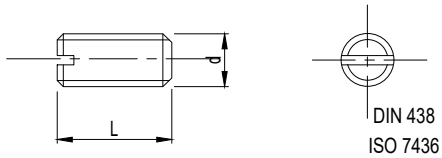 DIN 438 ISO 7436	051.5100.--	M4	6		
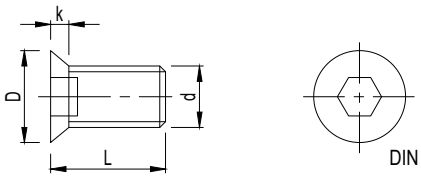 DIN 7991 ISO 10642	050.5076.-- SCHROEF MET BORGINGSVERF VIS AVEC COLLE DE BLOCAGE SCREW WITH LOCK PAINT SCHRAUBE MIT SICHERUNGSFARBE	M4	6	2.2	7.5
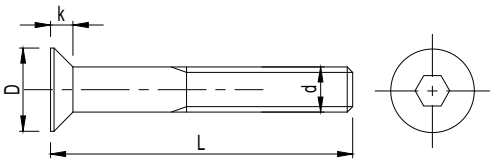 DIN 7991	050.5054.--	M6	40	3	11
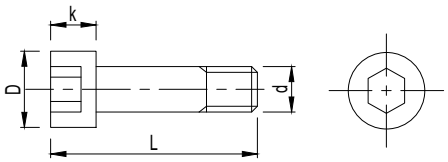 DIN 7984	050.5043.--	M6	29	4	10
	050.5045.--	M6	54	4	10
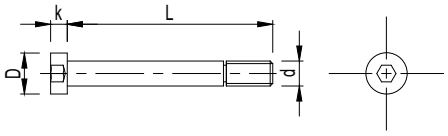 DIN 7984	050.5045.-- SCHROEF MET BORGINGSVERF VIS AVEC COLLE DE BLOCAGE SCREW WITH LOCK PAINT SCHRAUBE MIT SICHERUNGSFARBE	M6	50	4	10
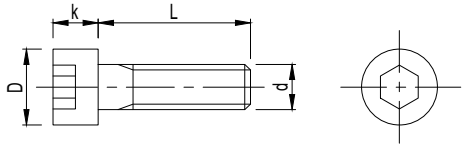 DIN 912 ISO 4762	050.5028.--	M6	16	6	10
	050.5039.-- SCHROEF MET BORGINGSVERF VIS AVEC COLLE DE BLOCAGE SCREW WITH LOCK PAINT SCHRAUBE MIT SICHERUNGSFARBE	M6	18	6	10

D0068368

CP 45Pa (GR)

KLEMSTUKKEN
FIXATIONS
FIXINGS
KLAMMER

Reynaers Aluminium

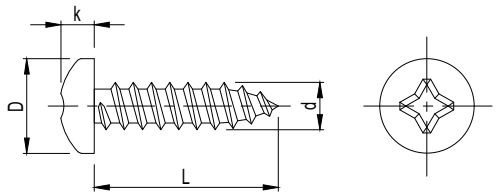

DIN 7981
ISO 7049

	d	afm. dimen. L	dimen. Masse k	D
052.5320.--	3.5	9.5	2.6	6.9
052.5200.--	3.9	19	2.8	7.5
052.5360.--	4.2	9.5	3.05	8.2
052.5317.--	4.2	13	3.05	8.2
052.5310.--	4.2	16	3.05	8.2
052.5347.--	4.2	19	3.05	6.2
052.5315.--	4.2	25	3.05	8.2
052.5321.--	4.2	32	3.05	8.2
052.5314.--	4.2	50	3.05	8.2
052.5330.--	4.8	13	3.55	9.5
052.5300.--	4.8	19	3.55	9.5
052.5301.--	4.8	38	3.55	9.5
052.5302.--	4.8	50	3.55	9.5
052.5323.--	4.8	60	3.55	9.5
052.5306.--	4.8	70	3.55	9.5
052.5305.--	4.8	80	3.55	9.5
052.5304.--	4.8	90	3.55	9.5
052.5344.--	5.5	13	3.95	10.8
052.5343.--	5.5	25	3.95	10.8
052.5342.--	5.5	32	3.95	10.8
052.5341.--	5.5	38	3.95	10.8
052.5340.--	5.5	45	3.95	10.8
052.5350.--	6.3	25	4.55	12.5
052.5351.--	6.3	38	4.55	12.5

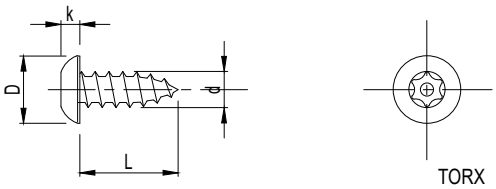

TORX
DIN 7981
ISO 3506

052.5307.--	3.5	19	4.5	6.9
052.6330.--	4.8	13	3.1	9.5
152.5299.--	4.8	16	3.55	9.5
152.5301.--	4.8	38	3.55	9.5
152.5381.--	6.3	38	4.55	12.5

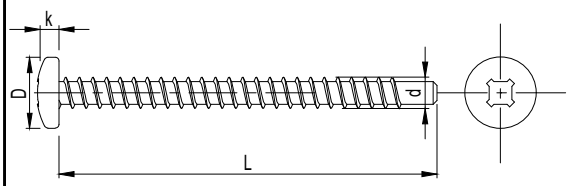

052.5325.--	4.2	50	3	9.4

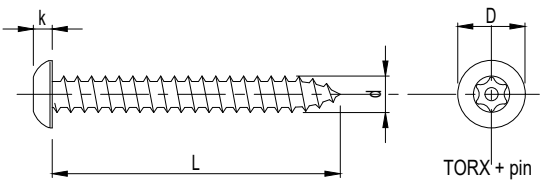

TORX + pin
ISO 3506-1

052.5400.--	4.8	38	2.5	8.9

BEVEILIGINGSCHROEF
SÉCURITÉ VIS
SECURITY SCREW
SICHERCHEITSSCHRAUBE

D0068369

G

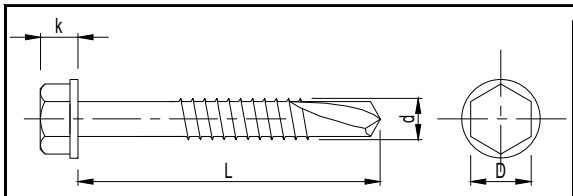

BIMETAL DRILL IN STEEL DIN 7168m

	d	afm. dimen. L	dimen. Masse k	D
053.5199.--	5.5	70	5	8
053.5200.--	5.5	90	5	8
053.5201.--	5.5	110	5	8

DIN 7504N

053.5403.--	4.2	13	2.5	8.1

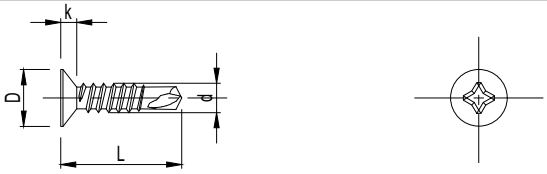

DIN 7504P

053.5409.--	3.9	16	2.1	7.5
053.5406.--	4.2	16	3.1	8.1
053.5401.--	4.2	25	2.5	8.1

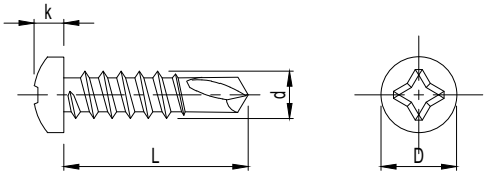

DIN 7504N

053.5412.--	4.2	19	2.5	8.1
053.5404.--	4.2	19	2.5	10
053.5402.--	4.2	38	2.5	8.1
0FR.9881.--	4.8	25	3.55	9.5
053.5411.--	4.8	32	3.55	9.5
053.5413.--	4.8	50	3.55	9.5
053.5414.--	4.8	60	3.7	9.5
053.5415.--	4.8	70	3.7	9.5

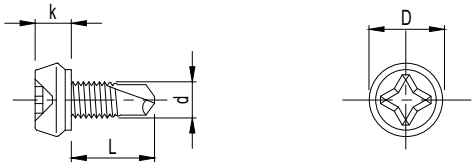

021.5169.--	M5	11	4.8	9.7
024.5521.--	M5	14	4.8	9.7

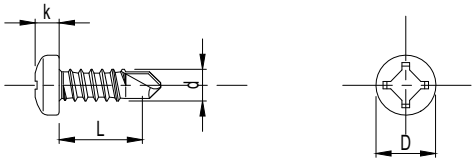

053.5405.--	4.2	13	3.2	7.9

D0068370

		d	afm. dimen. L	dimen. Masse k	D
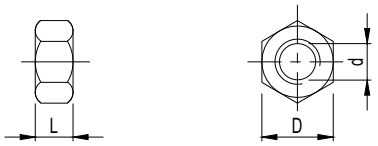 DIN 934 ISO 4032	050.5400.-- 050.5396.-- 050.5395.-- 050.5392.-- 079.5398.--* * UK market	M4 M5 M6 M8 M10	3.2 4 5 5.5 8		7 8 10 13 17
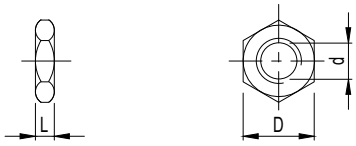 DIN 439 ISO 4035	050.5401.--	M10	5		17
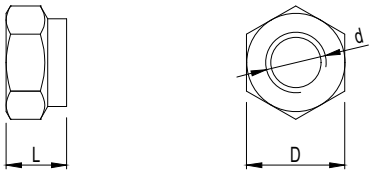 DIN 985 ISO 10511	050.5407.-- 050.5394.-- 050.5403.-- 050.5393.-- ZESKANTMOER ZELFBORGEND ECROU HEXAGONALE AUTOBLOQANTE HEXAGON NUT SELF-LOCKING SECHSKANTMUTTER SELBSTSICHEREND	M6 M8 M10 M12	6 8 10 12		10 13 17 19
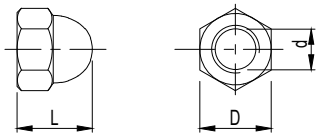 DIN 1587	067.5200.-- 067.5201.-- 067.5202.--	M6 M10 M12	12 18 22		10 17 19
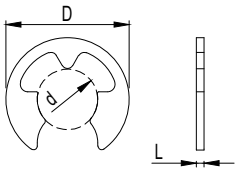 DIN 6799	054.5451.--* * used in assembly, sales = no	8	1		16.3
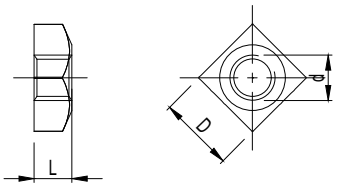	030.5711.--	M6	5		10.1

D0068371

		d	afm. dimen. L	dimen. Masse k	D
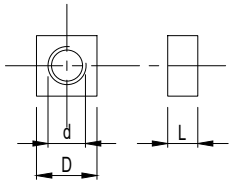 DIN 562	050.5406.--	M4	2.2		7
	050.5404.--	M5	4		8
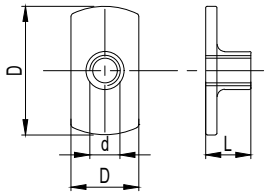 ISO 3506	050.5387.--	M5	7.5		11x19
	050.5386.--	M4	6		9x17
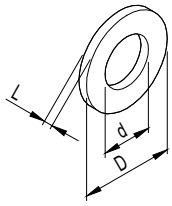 DIN 125A ISO 7089	054.5455.--	4.3	0.8		9
	054.5458.--	8.4	1.6		16
	067.5203.--	5.3	1		10
	067.5205.--	10.5	2		20
	067.5206.--	13	2.5		24
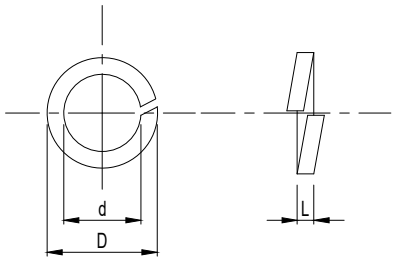 DIN 127B	054.5450.--	10.2	2.2		18.1
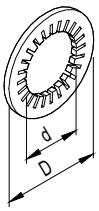 DIN 6797 J	072.5208.--	6.4			11
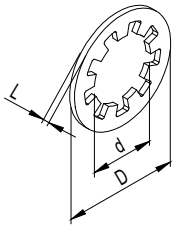 DIN 6797 J	079.5206.--	10.5	0.9		18
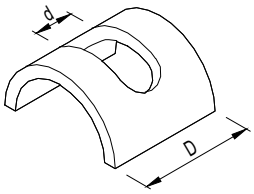	072.5209.--	5			14

D0068372

		d	afm. dimen. L	dimen. Masse k	D
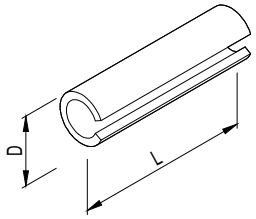	058.5950.--*	3	24		
	058.5943.--	3	40		
	065.6507.--	3.5	6		
	073.6517.--	3.5	12		
	058.5945.--	4.3	50		
	058.5944.--	4.4	26		
	058.5941.--	5	20		
DIN 1481 ISO 8752	* used in assembly, sales = no				
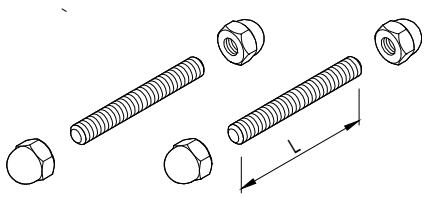	079.5212.--	M6	75		
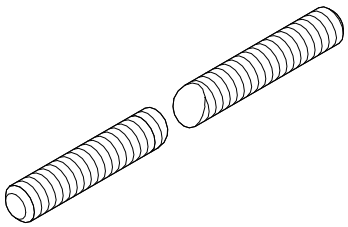	079.5211.--	M6	75		
	050.5210.--	M6	1000		
	050.5214.--	M8	2000		
	050.5221.--*	M10	45		
	050.5220.--	M10	1000		
	050.5215.--	M10	2000		
	079.5222.--	M10	3000		
	050.5216.--	M12	3000		
DIN 975	* used in assembly, sales = no				
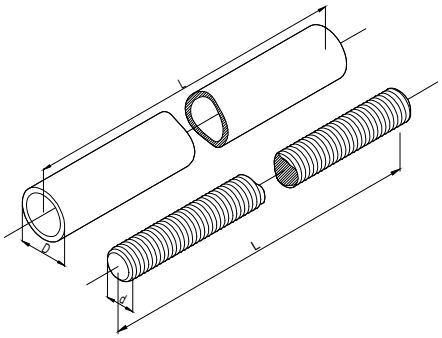	071.6350.XX	M10	3000		15.9

D0068373

		d	afm. dimen. L	dimen. Masse k	D
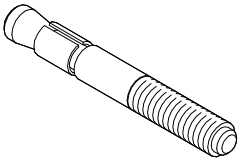	054.5475.--	10	80		
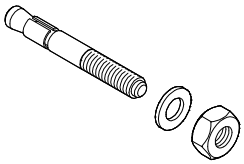	054.5480.--	10	95		
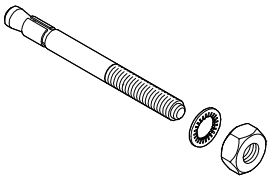	054.5469.--	12	110		
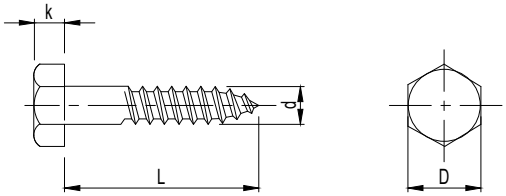 DIN 571	0FR.9884.-- 0FR.9883.--	6 6	80 90	4 4	10 10

D0068374

G

BEVESTIGINGSMIDDELEN
MOYENS DE FIXATION
FIXINGS
BEFESTIGUNGSMITTEL

		d	afm. dimen. L	dimen. Masse k	D
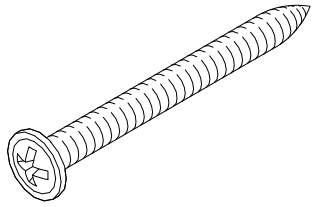	052.5303.--	5	50		
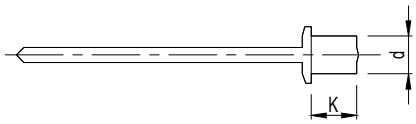	055.5631.-- 055.5620.-- 055.5640.-- 055.5650.-- 055.5660.--	3 4 4 4 4		8 6 8 10 15	
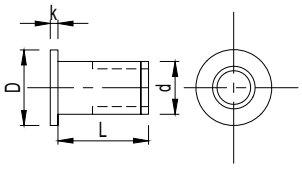 ISO 2760-m	057.5710.-- ALU. 057.5717.-- INOX 057.5720.-- ALU.	M5 M5 M6	12 12 14		
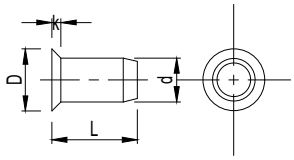	057.5709.-- ALU. 057.5711.-- ALU. 057.5713.-- (200 pc) INOX 057.5714.-- INOX 057.5721.-- ALU. 057.5722.-- 057.5715.--	M4 M5 M5 M5 M6 M6 M5	11.5 12 13.7 11.6 15 15.5 11.6		
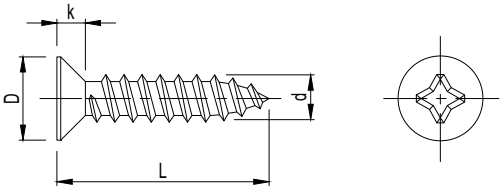	052.5328.--	4.2	60	2.5	8.1
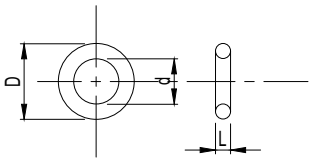	054.5454.04 073.8206.04	5 6	1.5 2		8 10
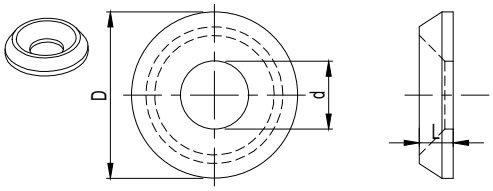	073.5209.--	9	4.5		22

D0068376

G

	d	afm. dimen. L	dimen. Masse k	D
054.5452.01	5.2	3		10
054.5440.--	6.8	3		12.5
073.5204.--	6.6	4		19
073.5222.04	7.1	8.7	1.6	11.9
073.5221.07	14	4		22
067.5216.--	6.4	1.4		18
054.5465.--	10.5	4		25
054.5464.--	8.1	2		14.8

ISO 9021

DIN 7349

DIN 127B

D0068377

BEVESTIGINGSMIDDELEN
MOYENS DE FIXATION
FIXINGS
BEFESTIGUNGSMITTEL

	d	afm. dimen. L	dimen. Masse k	D
068.5932.--	4	11		7
068.5933.--	4	16		7
068.5934.00	5	10.8	0.8	7.6
062.8188.--	15.3	8.8	1	7.6
024.5042.--	M5	4.85		11.2
030.5710.--	M10	15		17
073.5211.--* AFSTANDSBUS PIECE DE DISTANCE DISTANCE BUSH DISTANZBUCHSE * used with a screw 050.5075.-- (x1)	9.2	2	9.1	25
054.5500.--	4.3	9		7.77

D0075642



086.9191.--

SMEERSTIFT
BROCHE DE GRAISSAGE
LUBRICATOR STICK
SCHMIERSTIFT

CR 120

D0082625

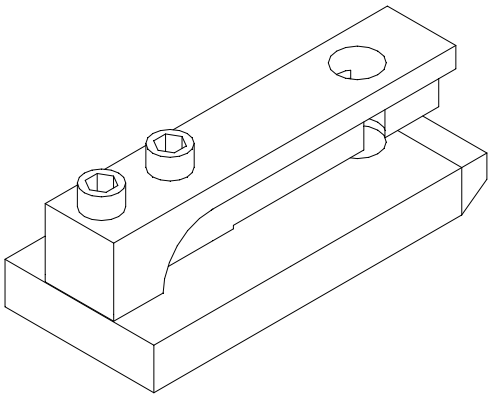

097.0176.00

BOORMAL
GABARIT DE PERCAGE
BORING JIG
BOHRLEHRE

CP 45Pa (GR)
011.0757.XX

CP 45Pa

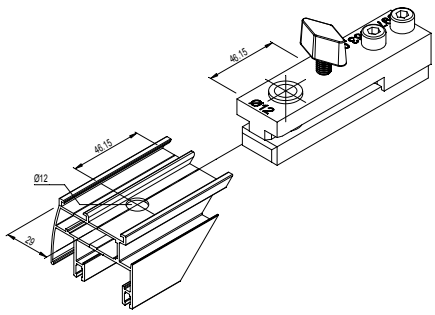

097.0563.00

BOORMAL SCHROEFHOEK
CALIBRE DE PERCAGE EQUERRE A VISSER
BORING JIG SCREW CORNER CLEAT
BOHRLEHRE SCHRAUBECKWINKEL

CP 45Pa (GR)
011.0400.XX
011.0401.XX
011.0410.XX
011.0411.XX
011.0412.XX
011.0420.XX
011.0431.XX

CP 45Pa

D0083682

CP 45Pa (GR)

BOORMAL KRUK
GABARIT DE PERÇAGE POIGNEE
BORING JIG HANDLE
BORHLEHRE HANDGRIFF

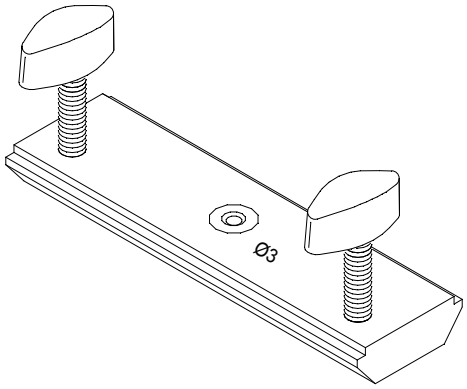

097.0366.00

BOORMAL
GABARIT DE PERCAGE
BORING JIG
BOHRLEHRE

ALLIANCE
CP 45Pa
CP 45Pa (GR)

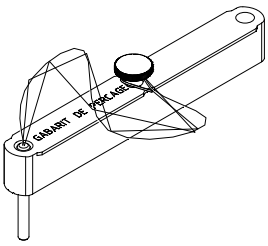

097.0559.00

BOORMAL KRUK
GABARIT DE PERÇAGE POIGNEE
BORING JIG HANDLE
BORHLEHRE HANDGRIFF

CP 45Pa (GR)
011.0450.XX
011.0451.XX

CP 50
CP 45Pa
CP 50-Mb
CP 50-Ga
CP 50 (GR)

D0082630

G

CP 45Pa (GR)

BOORMAL T-VERBINDING
CALIBRE RACCORDEMENT-T
BORING JIG T-CONNECTION
BOHRLEHRE T-VERBINDUNG

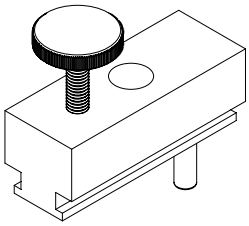

097.0645.00

BOORMAL T-VERBINDING
CALIBRE RACCORDEMENT-T
BORING JIG T-CONNECTION
BOHRLEHRE T-VERBINDUNG

CP 45Pa (GR)
011.0443.XX

PS 50-SP
TP 110
TP 138
CP 45Pa
Eco system
Eco system-AP

D0082632

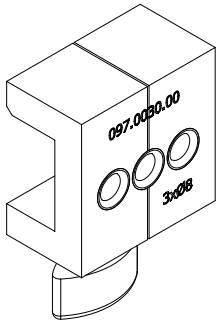

097.0030.00

BOORMAL ONTWATERING
CALIBRE DE PERCAGE DRAINAGE
BORING JIG DRAINAGE
BOHRLEHRE ENTWAESSERUNG

CP 45Pa (GR)
011.0757.XX

CP 45Pa

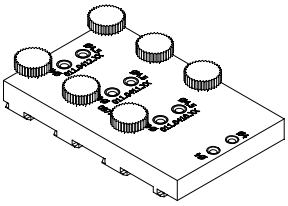

097.0031.00

BOORMAL SCHROEFVERBINDING
CALIBRE DE PERCAGE JONCTION A VISSER
BORING JIG SCREW CONNECTION
BOHRLEHRE VERSCHRAUBUNG

CP 45Pa (GR)
011.0480.XX
011.0481.XX
011.0482.XX

D0084528

CP 45Pa (GR)

FREES
FRAISE
MILLING HEAD
FRAESE

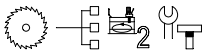

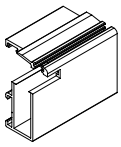

095.B114.00

FREES
FRAISE
MILLING HEAD
FRAESE

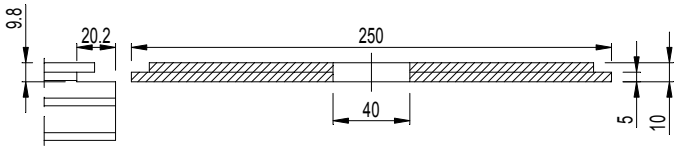

CP 45Pa (GR)
011.0443.XX

CP 45Pa

D0082636

G

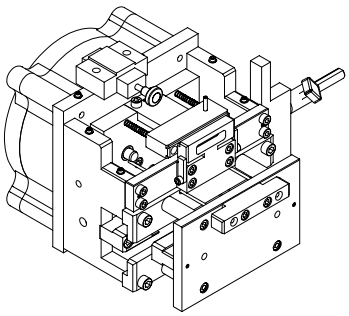

097.L300.00

MATRIJS SLOT
BLOC OUTIL FERMETURE
PUNCH TOOL LOCK
STANZWERKZEUG SCHLOSS

CP 45Pa
CP 45Pa (GR)

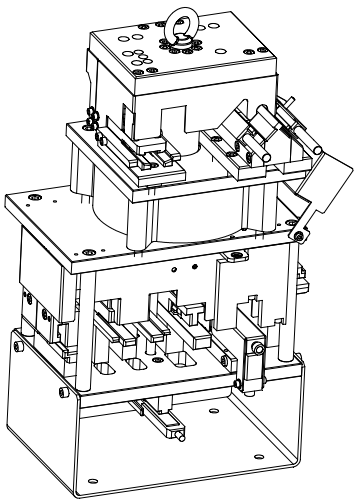

097.W600.00

MULTIFUNCTIONELE MATRIJS
MATRICE MULTIFONCTIONELLE
MULTIFUNCTIONAL PUNCH TOOL
MEHRZWECKSTANZWERKZEUG

CP 45Pa (GR)
011.0400.XX
011.0401.XX
011.0410.XX
011.0411.XX
011.0412.XX
011.0420.XX
011.0431.XX
011.0443.XX
011.0460.XX
011.0461.XX

CP 45Pa

D0082639

CP 45Pa (GR)

PERSBLOK VOOR 095.B500.00
ENCLUME POUR 095.B500.00
PRESS BLOCK FOR 095.B500.00
PRESSBLOCK FUER 095.B500.00

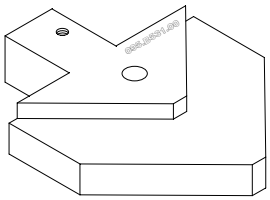

095.B531.00

PERSBLOK D=20MM L=ST
ENCLUME D=20MM L=ST
PRESS BLOCK D=20MM L=ST
PRESSBLOCK D=20MM L=ST

CP 45Pa (GR)
011.0400.XX
011.0401.XX
011.0410.XX
011.0411.XX
011.0412.XX
011.0420.XX

CS 59Pa
CS 59Pa-CD
CP 155
CP 155-LS
CW 50-SC
CP 155-AP
CP 155-LS/AP
CP 96
CP 45Pa
CP 96-AP
Eco system
CW 60-SC

D0082641

G

CP 45Pa (GR)

PERSBLOK VOOR 095.H800.00
ENCLUME POUR 095.H800.00
PRESS BLOCK FOR 095.H800.00
PRESSBLOCK FUER 095.H800.00

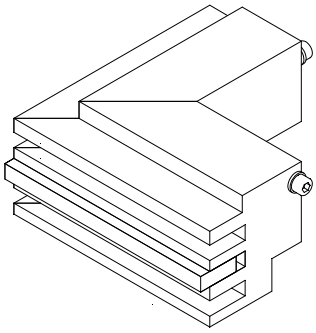

097.K500.00

PERSBLOK
ENCLUME
PRESS BLOCK
PRESSBLOCK

CP 45Pa (GR)
011.0400.XX
011.0401.XX
011.0410.XX
011.0411.XX
011.0412.XX
011.0420.XX

CP 45Pa

D0083689

CP 45Pa (GR)

MESSEN VOOR 095.B500.00
COUTEAUX POUR 095.B500.00
KNIVES FOR 095.B500.00
MESSER FUER 095.B500.00

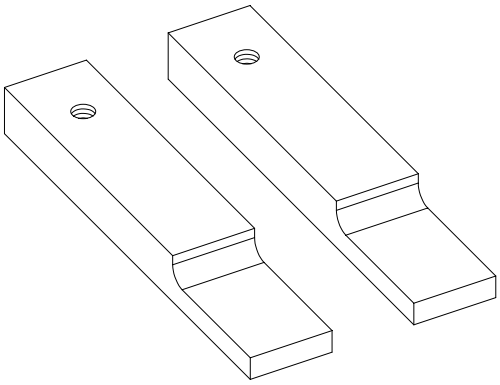

095.B562.00

MESSEN D=7MM L=ST
COUTEAUX D=7MM L=ST
KNIVES D=7MM L=ST
MESSER D=7MM L=ST

CP 45Pa (GR)	CS 68	CW 86	CS 68 Optima	CF 77
011.0400.XX	CS 68-HV	CW 86-SG	Eco system	CS 104
011.0401.XX	CS 68-Re	CS 77-HV	CS 38-SL	CS 77-SP
011.0410.XX	CS 68-So	CS 77-BP	CS 86-HI	CS 77 Optima
011.0411.XX	TP 110	CW 50-SC	Eco system-AP	
011.0412.XX	TP 138	CW 50-SG	CS 38-SL/AP	TR 200
011.0420.XX	CP 130	CS 77-FP	CS 24-SL	MOSQUITO
	CP 130-LS	CP 155-AP	CW 60-SC	CS 68 Optima-AP
PS 50-SP	CP 155	CP 155-LS/AP	CW 60-HL	Eco system Optima-AP
CS 59Pa	CP 155-LS	CP 96	CS 24-SL/AP	
CS 59Pa-AD	CW 50	CW 60-DRL	CW 86-EF/HI	
CS 59Pa-SD	CW 50-HI	CP 45Pa	CS 77-Re	
CS 59	CW 50-HL	CW 86-EF	Eco system Optima	
CS 59-HV	CW 60	CP 96-LS	CW 65-EF	
CS 59-Re	CS 68-FP	CP 96-AP	CW 65-EF/SG	
CS 59-So	CR 120	CP 96-LS/AP	Eco system 75	
CS 59-SD	CS 77	TP 110-Re	CW 65-EF/HI	

D0082645

G

CP 45Pa (GR)

MESSEN VOOR 095.H800.00
COUTEAUX POUR 095.H800.00
KNIVES FOR 095.H800.00
MESSER FUER 095.H800.00

Reynaers Aluminium

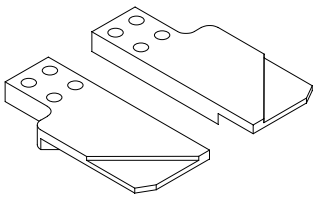

097.D000.00

MES SETMATIC 2.5MM
COUTEAU SETMATIC 2.5MM
KNIFE SETMATIC 2.5MM
MESSER SETMATIC 2.5MM

CP 45Pa (GR)	Eco system Optima			
011.0400.XX	CW 65-EF			
011.0410.XX	CS 38-SL Optima			
011.0420.XX	CS 77 Optima			
CS 59Pa	CP 155-LS			
CS 68	CS 68 Optima-AP			
CP 155	Eco system Optima-AP			
MOSQUITO				
CP 45Pa				
CS 68 Optima				
Eco system				
CS 38-SL				
Eco system-AP				
CS 38-SL/AP				
CS 24-SL				
CS 24-SL/AP				

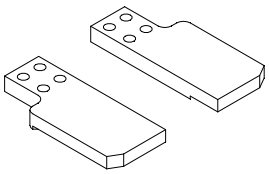

097.D501.00

MESSEN 8MM
COUTEAUX 8MM
KNIVES 8MM
MESSER 8MM

CP 45Pa (GR)	CW 50-HL	CS 86-HI		
011.0400.XX	CW 60	Eco system-AP	CS 59-HV	
011.0401.XX	CR 120	CS 38-SL/AP	CS 59-Re	
011.0410.XX	CS 77	CS 24-SL	CS 59-So	
011.0411.XX	CS 77-BP	CW 60-SC	CS 59-CD	
011.0412.XX	CW 50-SC	CW 60-HL	CS 68-HV	
011.0420.XX	CS 77-FP	CS 24-SL/AP	CS 68-Re	
	CP 155-AP	CW 86-EF/HI	CS 68-So	
CS 59Pa	CP 155-LS/AP	Eco system Optima	CS 68-FP	
CS 59	CP 96	CW 65-EF	CW 86	
CS 68	CP 45Pa	CW 65-EF/SG	CS 77-HV	
TP 110	CP 96-LS	Eco system 75	CW 50-SG	
CP 130	CP 96-AP	CW 65-EF/HI	CW 86-EF	
CP 130-LS	CP 96-LS/AP	CF 77	CS 77-Re	
CP 155	CS 68 Optima	CS 104	CS 68 Optima-AP	
CP 155-LS	Eco system	CS 77-SP	Eco system Optima-AP	
CW 50	CS 38-SL	CS 77 Optima		

D0082646

G

Reynaers Aluminium

Together for better